

ACI Racing Weekend Monza, 24-25 Giugno 2023

Italian F4 Championship - Results Race 1

Laps 16 = 92,688 km - Avg 170,714 km/h - Race Time 32'34.594

No.	Driver	Nat	Entrant	Team	Car	Class	Laps	Time	Gap	Rel.	Fastest Lap	
1	23 LINDBLAD Arvid	GBR	Prema Racing	Prema Racing	Tatuus F4-T421	R	16	32'34.594		6	1'53.113	
2	15 BADOER Brando	ITA	Van Amersfoort Racing	Van Amersfoort Racing	Tatuus F4-T421		16	32'34.936	0.342	0.342	7	1'52.992
3	8 TAPONEN Tuukka	FIN	Prema Racing	Prema Racing	Tatuus F4-T421	R	16	32'36.066	1.472	1.130	7	1'53.047
4	37 SZTUKA Kacper	POL	US Racing	US Racing	Tatuus F4-T421		16	32'36.348	1.754	0.282	9	1'52.918
5	9 SPINA Alfio	ITA	BVM Racing	BVM Racing	Tatuus F4-T421		16	32'37.146	2.552	0.798	10	1'53.305
6	13 WHARTON James	AUS	Prema Racing	Prema Racing	Tatuus F4-T421		16	32'37.554	2.960	0.408	7	1'53.092
7	31 BOHRA Akshay	SGP	US Racing	US Racing	Tatuus F4-T421	R	16	32'39.065	4.471	1.511	9	1'53.070
8	48 EGOZI James	USA	PHM Racing	PHM Racing	Tatuus F4-T421	R	16	32'39.133	4.539	0.068	11	1'53.380
9	12 PRADEL Gianmarco	AUS	US Racing	US Racing	Tatuus F4-T421	R	16	32'39.459	4.865	0.326	10	1'53.241
10	7 FERREIRA Matheus	BRA	Van Amersfoort Racing	Van Amersfoort Racing	Tatuus F4-T421	R	16	32'39.525	4.931	0.066	11	1'53.682
11P	47 LACORTE Nicola	ITA	Prema Racing	Prema Racing	Tatuus F4-T421	R	16	32'40.699	6.105	1.174	10	1'53.088
12	57 BHIROMBHAKDI Nandavhud	THA	PHM Racing	PHM Racing	Tatuus F4-T421		16	32'41.008	6.414	0.309	11	1'53.740
13	29 ELKIN Ariel	ISR	Jenzer Motorsport	Jenzer Motorsport	Tatuus F4-T421	R	16	32'41.417	6.823	0.409	10	1'53.241
14	76 NARAC Raphael	FRA	R-ace GP	R-ace GP	Tatuus F4-T421		16	32'41.703	7.109	0.286	8	1'53.925
15	27 ISCHER Ethan	CHE	Jenzer Motorsport	Jenzer Motorsport	Tatuus F4-T421		16	32'41.782	7.188	0.079	8	1'53.671
16P	17 DOMINGUES Ivan	POR	Van Amersfoort Racing	Van Amersfoort Racing	Tatuus F4-T421		16	32'41.799	7.205	0.017	10	1'53.199
17	18 FRASSINETI Andrea	ITA	BVM Racing	BVM Racing	Tatuus F4-T421		16	32'42.615	8.021	0.816	11	1'54.184
18	45 BEETON Jack	AUS	Van Amersfoort Racing	Van Amersfoort Racing	Tatuus F4-T421	R	16	32'42.734	8.140	0.119	10	1'53.742
19	61 WIEBELHAUS Finn	DEU	Jenzer Motorsport	Jenzer Motorsport	Tatuus F4-T421	R	16	32'44.195	9.601	1.461	16	1'54.692
20	21 HAUSMANN Tina	CHE	AKM Motorsport	AKM Motorsport	Tatuus F4-T421	R	16	32'45.397	10.803	1.202	10	1'53.811
21	16 NOBELS Aurelia Corine	BRA	Prema Racing	Prema Racing	Tatuus F4-T421		16	32'45.735	11.141	0.338	8	1'53.707
22	86 DE LA TORRE RAMIREZ Diego	MEX	AKM Motorsport	AKM Motorsport	Tatuus F4-T421		16	32'46.675	12.081	0.940	11	1'54.810
23	11 AKHMEDKHODJAEV Ismail	UZB	Van Amersfoort Racing	Van Amersfoort Racing	Tatuus F4-T421		16	32'47.403	12.809	0.728	16	1'55.009
24P	78 BLOKHINA Viktoria		PHM Racing	PHM Racing	Tatuus F4-T421		16	32'48.390	13.796	0.987	11	1'54.307
25P	3 UGOCHUKWU Ugo	USA	Prema Racing	Prema Racing	Tatuus F4-T421		16	32'54.224	19.630	5.834	9	1'52.863
26	20 DAVID Zachary	MLT	US Racing	US Racing	Tatuus F4-T421	R	15	31'48.381	1 Lap	1 Lap	10	1'53.075
27	10 KLUSS Valentin	DEU	PHM Racing	PHM Racing	Tatuus F4-T421		14	29'42.164	2 Laps	1 Lap	6	1'54.034
28	66 LIU Ruiqi	CHN	US Racing	US Racing	Tatuus F4-T421	R	14	29'43.820	2 Laps	1.656	7	1'53.788
29	14 AL DHAHERI Rashid	UAE	Prema Racing	Prema Racing	Tatuus F4-T421	R	13	26'52.383	3 Laps	1 Lap	10	1'53.313
----- Not Classified -----												
RET	63 LUCHETTI Guido	ITA	Airflow Racing	Airflow Racing	Tatuus F4-T421	R	10	19'34.706	6 Laps		5	1'54.837
RET	87 LUND Frederik	DNK	AKM Motorsport	AKM Motorsport	Tatuus F4-T421		10	20'09.410	6 Laps		5	1'54.731
RET	93 QUINTARELLI Matteo	UAE	R-ace GP	R-ace GP	Tatuus F4-T421	R	5	10'15.863	11 Laps		2	1'56.088

Starting: 32 Classified: 29 Not Classified: 0 Retired: 3 Not Started: 0
 Fastest Lap N. 9 No. 3 Ugo Ugochukwu Time 1'52.863 Avg. 184,780 Km/h

Humidity:	24%	AIR	33°C
Condition:	DRY	Track	45°C

Penalty and Infringement

17.48	17 I. DOMINGUES	Time Penalty + 5 sec Stewards Decision n. 5
17.49	47 N. LACORTE	Time Penalty + 5 sec Stewards Decision n. 6
17.49	78 V. BLOKHINA	Time Penalty + 5 sec Stewards Decision n. 7
17.50	3 U. UGOCHUKWU	Time Penalty + 20 sec Stewards Decision n. 9-10-11

Stewards : Ronny Guarini Annalisa Ronchetti Raffaele Giammaria

Start End

24/06/2023 13:25 13:59



ACI Racing Weekend Monza, 24-25 Giugno 2023

Italian F4 Championship - Results by Class Race 1

Rookie

Laps 16 = 92,688 km - Avg 170,714 km/h - Race Time 32'34.594

No.	Driver	Nat	Entrant	Team	Car	Laps	Time	Gap	Rel.	Fastest Lap
1	23 LINDBLAD Arvid	GBR	Prema Racing	Prema Racing	Tatuus F4-T421	16	32'34.594			6 1'53.113
2	8 TAPONEN Tuukka	FIN	Prema Racing	Prema Racing	Tatuus F4-T421	16	32'36.066	1.472	1.472	7 1'53.047
3	31 BOHRA Akshay	SGP	US Racing	US Racing	Tatuus F4-T421	16	32'39.065	4.471	2.999	9 1'53.070
4	48 EGOZI James	USA	PHM Racing	PHM Racing	Tatuus F4-T421	16	32'39.133	4.539	0.068	11 1'53.380
5	12 PRADEL Gianmarco	AUS	US Racing	US Racing	Tatuus F4-T421	16	32'39.459	4.865	0.326	10 1'53.241
6	7 FERREIRA Matheus	BRA	Van Amersfoort Racing	Van Amersfoort Racing	Tatuus F4-T421	16	32'39.525	4.931	0.066	11 1'53.682
7P	47 LACORTE Nicola	ITA	Prema Racing	Prema Racing	Tatuus F4-T421	16	32'40.699	6.105	1.174	10 1'53.088
8	29 ELKIN Ariel	ISR	Jenzer Motorsport	Jenzer Motorsport	Tatuus F4-T421	16	32'41.417	6.823	0.718	10 1'53.241
9	45 BEETON Jack	AUS	Van Amersfoort Racing	Van Amersfoort Racing	Tatuus F4-T421	16	32'42.734	8.140	1.317	10 1'53.742
10	61 WIEBELHAUS Finn	DEU	Jenzer Motorsport	Jenzer Motorsport	Tatuus F4-T421	16	32'44.195	9.601	1.461	16 1'54.692
11	21 HAUSMANN Tina	CHE	AKM Motorsport	AKM Motorsport	Tatuus F4-T421	16	32'45.397	10.803	1.202	10 1'53.811
12	20 DAVID Zachary	MLT	US Racing	US Racing	Tatuus F4-T421	15	31'48.381	1 Lap	1 Lap	10 1'53.075
13	66 LIU Ruiqi	CHN	US Racing	US Racing	Tatuus F4-T421	14	29'43.820	2 Laps	1 Lap	7 1'53.788
14	14 AL DHAHERI Rashid	UAE	Prema Racing	Prema Racing	Tatuus F4-T421	13	28'52.383	3 Laps	1 Lap	10 1'53.313
----- Not Classified -----										
RET	63 LUCHETTI Guido	ITA	Airflow Racing	Airflow Racing	Tatuus F4-T421	10	19'34.706	6 Laps		5 1'54.837
RET	93 QUINTARELLI Matteo	UAE	R-ace GP	R-ace GP	Tatuus F4-T421	5	10'15.863	11 Laps		2 1'56.088

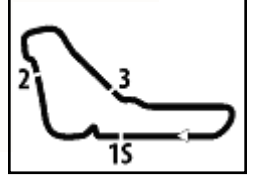
Starting: 16 Classified: 14 Not Classified: 0 Retired: 2 Not Started: 0
 Fastest Lap N. 7 No. 8 Tuukka Taponen Time 1'53.047 Avg. 184,479 Km/h

Humidity:	24%	AIR	33°C
Condition:	DRY	Track	45°C

Clerk of the Course : Renato Schmidt

Race Director : Alessandro Ferrari

24/06/2023	Start 13:25	End 13:59
------------	----------------	--------------



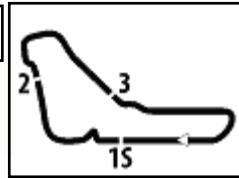
Autodromo Monza 5.793 m

ACI Racing Weekend Monza, 24-25 Giugno 2023
Italian F4 Championship - Lap Chart Race 1

	Lap																
	1	2	3	4	5	6	7	8	9	10	11	12	13	14	15	16	
1	23	23	15	23	23	23	23	23	23	23	23	23	23	23	3	3	
2	15	15	23	15	15	15	15	15	15	15	15	15	15	3	23	23	
3	8	8	8	8	8	8	8	8	8	8	3	3	3	15	15	15	
4	3	37	3	3	3	3	3	3	3	3	37	37	37	8	8	47	
5	37	3	37	37	37	37	37	37	37	37	8	8	8	47	47	8	
6	13	13	13	47	47	47	47	47	47	47	47	47	47	37	37	37	
7	47	47	47	13	13	13	13	13	13	13	13	13	13	13	13	17	
8	31	31	31	31	31	31	31	31	31	31	31	17	17	17	17	9	
9	17	17	17	17	17	17	17	17	17	17	17	31	31	9	9	13	
10	12	12	12	12	12	12	12	12	12	12	12	12	12	12	12	31	
11	48	45	45	45	29	29	29	29	9	9	9	9	9	31	31	48	
12	7	48	48	29	45	45	9	9	29	29	29	29	29	7	48	12	
13	45	29	29	48	9	9	45	45	45	45	14	14	14	48	7	7	
14	29	10	9	9	48	48	14	14	14	14	45	45	45	29	57	57	
15	10	7	7	7	7	14	20	20	20	20	20	20	20	57	29	29	
16	9	9	14	14	14	20	48	48	7	7	7	7	7	20	76	76	
17	14	14	20	20	20	7	7	7	48	48	48	48	48	76	27	27	
18	76	20	10	57	57	57	57	57	57	57	57	57	57	27	18	18	
19	20	57	57	10	10	10	10	10	10	10	10	27	10	18	45	45	
20	57	76	76	27	27	27	27	27	27	27	27	10	27	61	78	78	
21	16	27	27	76	66	66	66	66	66	66	66	66	66	78	61	61	
22	66	66	93	66	76	76	76	76	76	76	76	76	76	45	21	21	
23	27	16	66	61	61	21	18	18	18	18	18	18	18	18	21	16	16
24	87	93	16	21	21	18	87	87	21	21	21	21	21	16	86	86	
25	93	61	61	18	18	87	21	21	61	61	78	78	78	86	11	11	
26	21	21	21	87	87	61	61	61	87	78	61	61	61	11	20		
27	61	18	18	93	63	63	78	78	78	86	86	16	16	10			
28	18	63	87	63	78	78	63	63	63	63	16	86	86	66			
29	63	87	63	11	11	11	11	86	86	16	11	11	11				
30	78	11	11	78	86	86	86	11	16	11							
31	86	78	78	86	16	16	16	11	87								
32	11	86	86	16	93												

Final Result		
1	3 UGOCHUKWU U.	Laps 16
2	23 LINDBLAD A.	0.370
3	15 BADOER B.	0.712
4	47 LACORTE N.	1.475
5	8 TAPONEN T.	1.842
6	37 SZTUKA K.	2.124
7	17 DOMINGUES I.	2.575
8	9 SPINA A.	2.922
9	13 WHARTON J.	3.330
10	31 BOHRA A.	4.841
11	48 EGOZI J.	4.909
12	12 PRADEL G.	5.235
13	7 FERREIRA M.	5.301
14	57 BHIROMBHAKDI N.	6.784
15	29 ELKIN A.	7.193
16	76 NARAC R.	7.479
17	27 ISCHER E.	7.558
18	18 FRASSINETI A.	8.391
19	45 BEETON J.	8.510
20	78 BLOKHINA V.	9.166
21	61 WIEBELHAUS F.	9.971
22	21 HAUSMANN T.	11.173
23	16 NOBELS A.	11.511
24	86 DE LA TORRE RAMIR	12.451
25	11 AKHMEDKHODJAEV	13.179
26	20 DAVID Z.	1 Lap
27	10 KLUSS V.	2 Laps
28	66 LIU R.	2 Laps
29	14 AL DHAHERI R.	3 Laps
RET	63 LUCHETTI G.	6 Laps
RET	87 LUND F.	6 Laps
RET	93 QUINTARELLI M.	11 Laps





ACI Racing Weekend Monza, 24-25 Giugno 2023

Italian F4 Championship - Best Sectors & Speed Race 1

RESULTS

			Laps
1	3 UGOCHUKWU Ugo	Tatuus F4-T421	16
2	23 LINDBLAD Arvid	Tatuus F4-T421	0.370
3	15 BADOER Brando	Tatuus F4-T421	0.712
4	47 LACORTE Nicola	Tatuus F4-T421	1.475
5	8 TAPONEN Tuukka	Tatuus F4-T421	1.842
6	37 SZTUKA Kacper	Tatuus F4-T421	2.124
7	17 DOMINGUES Ivan	Tatuus F4-T421	2.575
8	9 SPINA Alfio	Tatuus F4-T421	2.922
9	13 WHARTON James	Tatuus F4-T421	3.330
10	31 BOHRA Akshay	Tatuus F4-T421	4.841
11	48 EGOZI James	Tatuus F4-T421	4.909
12	12 PRADEL Gianmarco	Tatuus F4-T421	5.235
13	7 FERREIRA Matheus	Tatuus F4-T421	5.301
14	57 BHIROMBHAKDI Nandavhud	Tatuus F4-T421	6.784
15	29 ELKIN Ariel	Tatuus F4-T421	7.193
16	76 NARAC Raphael	Tatuus F4-T421	7.479
17	27 ISCHER Ethan	Tatuus F4-T421	7.558
18	18 FRASSINETI Andrea	Tatuus F4-T421	8.391
19	45 BEETON Jack	Tatuus F4-T421	8.510
20	78 BLOKHINA Viktoria	Tatuus F4-T421	9.166
21	61 WIEBELHAUS Finn	Tatuus F4-T421	9.971
22	21 HAUSMANN Tina	Tatuus F4-T421	11.173
23	16 NOBELS Aurelia Corine	Tatuus F4-T421	11.511
24	86 DE LA TORRE RAMIREZ Dieg	Tatuus F4-T421	12.451
25	11 AKHMEDKHODJAEV Ismail	Tatuus F4-T421	13.179
26	20 DAVID Zachary	Tatuus F4-T421	1 Lap
27	10 KLUSS Valentin	Tatuus F4-T421	2 Laps
28	66 LIU Ruiqi	Tatuus F4-T421	2 Laps
29	14 AL DHAHERI Rashid	Tatuus F4-T421	3 Laps
RET	63 LUCHETTI Guido	Tatuus F4-T421	6 Laps
RET	87 LUND Frederik	Tatuus F4-T421	6 Laps
RET	93 QUINTARELLI Matteo	Tatuus F4-T421	11 Laps

SPEED

1	9 SPINA Alfio	Tatuus F4-T421	249,4
2	12 PRADEL Gianmarco	Tatuus F4-T421	249,4
3	20 DAVID Zachary	Tatuus F4-T421	248,8
4	3 UGOCHUKWU Ugo	Tatuus F4-T421	248,8
5	31 BOHRA Akshay	Tatuus F4-T421	247,1
6	16 NOBELS Aurelia Corine	Tatuus F4-T421	246,6
7	37 SZTUKA Kacper	Tatuus F4-T421	246,6
8	87 LUND Frederik	Tatuus F4-T421	246,0
9	11 AKHMEDKHODJAEV Ismail	Tatuus F4-T421	246,0
10	29 ELKIN Ariel	Tatuus F4-T421	246,0
11	10 KLUSS Valentin	Tatuus F4-T421	246,0
12	14 AL DHAHERI Rashid	Tatuus F4-T421	245,5
13	21 HAUSMANN Tina	Tatuus F4-T421	245,5
14	63 LUCHETTI Guido	Tatuus F4-T421	245,5
15	17 DOMINGUES Ivan	Tatuus F4-T421	245,5
16	48 EGOZI James	Tatuus F4-T421	245,5
17	45 BEETON Jack	Tatuus F4-T421	245,5
18	47 LACORTE Nicola	Tatuus F4-T421	245,5
19	7 FERREIRA Matheus	Tatuus F4-T421	244,9
20	86 DE LA TORRE RAMIREZ Dieg	Tatuus F4-T421	244,9
21	76 NARAC Raphael	Tatuus F4-T421	244,9
22	8 TAPONEN Tuukka	Tatuus F4-T421	244,3
23	57 BHIROMBHAKDI Nandavhud	Tatuus F4-T421	244,3
24	27 ISCHER Ethan	Tatuus F4-T421	244,3
25	66 LIU Ruiqi	Tatuus F4-T421	243,8
26	78 BLOKHINA Viktoria	Tatuus F4-T421	243,8
27	61 WIEBELHAUS Finn	Tatuus F4-T421	243,8
28	93 QUINTARELLI Matteo	Tatuus F4-T421	243,8
29	18 FRASSINETI Andrea	Tatuus F4-T421	243,8
30	15 BADOER Brando	Tatuus F4-T421	242,7
31	13 WHARTON James	Tatuus F4-T421	242,7
32	23 LINDBLAD Arvid	Tatuus F4-T421	241,1

SEG. 1

1	20 DAVID Zachary	11.178
2	12 PRADEL Gianmarco	11.180
3	31 BOHRA Akshay	11.214
4	11 AKHMEDKHODJAEV Is	11.220
5	17 DOMINGUES Ivan	11.225
6	9 SPINA Alfio	11.229
7	47 LACORTE Nicola	11.229
8	45 BEETON Jack	11.241
9	93 QUINTARELLI Matteo	11.241
10	86 DE LA TORRE RAMIRE	11.250
11	37 SZTUKA Kacper	11.254
12	21 HAUSMANN Tina	11.255
13	57 BHIROMBHAKDI Nanda	11.258
14	27 ISCHER Ethan	11.259
15	29 ELKIN Ariel	11.268
16	66 LIU Ruiqi	11.271
17	3 UGOCHUKWU Ugo	11.272
18	14 AL DHAHERI Rashid	11.274
19	63 LUCHETTI Guido	11.278
20	13 WHARTON James	11.280
21	76 NARAC Raphael	11.280
22	10 KLUSS Valentin	11.283
23	18 FRASSINETI Andrea	11.306
24	16 NOBELS Aurelia Corine	11.312
25	15 BADOER Brando	11.322
26	61 WIEBELHAUS Finn	11.325
27	8 TAPONEN Tuukka	11.337
28	48 EGOZI James	11.339
29	78 BLOKHINA Viktoria	11.340
30	7 FERREIRA Matheus	11.348
31	23 LINDBLAD Arvid	11.368
32	87 LUND Frederik	11.417

SEG. 2

1	37 SZTUKA Kacper	25.077
2	3 UGOCHUKWU Ugo	25.113
3	31 BOHRA Akshay	25.118
4	17 DOMINGUES Ivan	25.154
5	21 HAUSMANN Tina	25.163
6	20 DAVID Zachary	25.178
7	9 SPINA Alfio	25.201
8	47 LACORTE Nicola	25.202
9	8 TAPONEN Tuukka	25.218
10	12 PRADEL Gianmarco	25.218
11	15 BADOER Brando	25.220
12	14 AL DHAHERI Rashid	25.221
13	13 WHARTON James	25.229
14	23 LINDBLAD Arvid	25.242
15	16 NOBELS Aurelia Corine	25.252
16	57 BHIROMBHAKDI Nanda	25.278
17	76 NARAC Raphael	25.300
18	78 BLOKHINA Viktoria	25.302
19	45 BEETON Jack	25.338
20	27 ISCHER Ethan	25.339
21	48 EGOZI James	25.341
22	7 FERREIRA Matheus	25.370
23	29 ELKIN Ariel	25.375
24	66 LIU Ruiqi	25.423
25	86 DE LA TORRE RAMIRE	25.428
26	10 KLUSS Valentin	25.433
27	11 AKHMEDKHODJAEV Is	25.455
28	18 FRASSINETI Andrea	25.490
29	87 LUND Frederik	25.540
30	61 WIEBELHAUS Finn	25.564
31	63 LUCHETTI Guido	25.719
32	93 QUINTARELLI Matteo	26.087

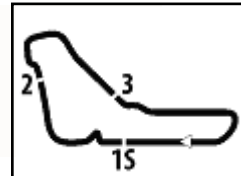
SEG. 3

1	18 FRASSINETI Andrea	37.691
2	37 SZTUKA Kacper	37.769
3	29 ELKIN Ariel	37.775
4	15 BADOER Brando	37.782
5	23 LINDBLAD Arvid	37.818
6	3 UGOCHUKWU Ugo	37.827
7	20 DAVID Zachary	37.852
8	31 BOHRA Akshay	37.879
9	17 DOMINGUES Ivan	37.889
10	8 TAPONEN Tuukka	37.896
11	47 LACORTE Nicola	37.903
12	13 WHARTON James	37.913
13	12 PRADEL Gianmarco	38.002
14	9 SPINA Alfio	38.002
15	14 AL DHAHERI Rashid	38.004
16	7 FERREIRA Matheus	38.037
17	16 NOBELS Aurelia Corine	38.060
18	48 EGOZI James	38.062
19	27 ISCHER Ethan	38.068
20	21 HAUSMANN Tina	38.117
21	45 BEETON Jack	38.128
22	66 LIU Ruiqi	38.164
23	10 KLUSS Valentin	38.184
24	76 NARAC Raphael	38.189
25	57 BHIROMBHAKDI Nanda	38.219
26	78 BLOKHINA Viktoria	38.306
27	11 AKHMEDKHODJAEV Is	38.366
28	86 DE LA TORRE RAMIRE	38.394
29	87 LUND Frederik	38.405
30	61 WIEBELHAUS Finn	38.503
31	63 LUCHETTI Guido	38.561
32	93 QUINTARELLI Matteo	39.241

SEG. 4

1	3 UGOCHUKWU Ugo	38.221
2	20 DAVID Zachary	38.348
3	14 AL DHAHERI Rashid	38.371
4	47 LACORTE Nicola	38.376
5	13 WHARTON James	38.391
6	9 SPINA Alfio	38.392
7	15 BADOER Brando	38.403
8	23 LINDBLAD Arvid	38.425
9	8 TAPONEN Tuukka	38.427
10	31 BOHRA Akshay	38.470
11	48 EGOZI James	38.472
12	37 SZTUKA Kacper	38.477
13	17 DOMINGUES Ivan	38.478
14	12 PRADEL Gianmarco	38.519
15	45 BEETON Jack	38.545
16	66 LIU Ruiqi	38.570
17	29 ELKIN Ariel	38.570
18	7 FERREIRA Matheus	38.583
19	76 NARAC Raphael	38.622
20	57 BHIROMBHAKDI Nanda	38.635
21	27 ISCHER Ethan	38.689
22	18 FRASSINETI Andrea	38.710
23	10 KLUSS Valentin	38.720
24	16 NOBELS Aurelia Corine	38.771
25	78 BLOKHINA Viktoria	38.847
26	61 WIEBELHAUS Finn	38.901
27	21 HAUSMANN Tina	38.914
28	87 LUND Frederik	38.979
29	86 DE LA TORRE RAMIRE	39.051
30	63 LUCHETTI Guido	39.101
31	93 QUINTARELLI Matteo	39.142
32	11 AKHMEDKHODJAEV Is	39.361





ACI Racing Weekend Monza, 24-25 Giugno 2023

Italian F4 Championship - Chronological Analysis Race 1

Start at 13:24'34.984

1 / 5

3 U. UGOCHUKWU (1'52.863)							
Lap	Seg.1	Seg.2	Seg.3	Seg.4	Lap Time	km/h	Local Time
1					39.177	39.029	1'57.904
2	11.337	25.481	38.822	39.458	1'55.098	244,9	13:28'27.986
3	11.272	25.640	37.984	38.496	1'53.392	241,6	13:30'21.378
4	11.397	25.270	38.413	38.613	1'53.693	242,2	13:32'15.071
5	11.367	25.381	38.502	38.811	1'54.061	242,7	13:34'09.132
6	11.457	25.731	38.297	38.742	1'54.227	237,9	13:36'03.359
7	11.486	25.529	38.275	38.389	1'53.679	238,9	13:37'57.038
8	11.542	25.257	37.860	38.344	1'53.003	238,4	13:39'50.041
9	11.535	25.280	37.827	38.221	1'52.863	239,5	13:41'42.904
10	11.441	25.113	38.365	38.763	1'53.682	241,1	13:43'36.586
11	11.325	25.213	38.845	38.572	1'53.955	242,7	13:45'30.541
12	11.311	25.507	38.184	1'02.588	2'17.590	248,8	13:47'48.131
13	27.756	43.496	1'07.324	1'18.447	3'37.023	100,2	13:51'25.154
14	11.700	25.624	38.243	38.527	1'54.094	236,3	13:53'19.248
15	11.550	25.598	38.913	39.034	1'55.095	234,3	13:55'14.343
16	11.725	25.339	38.820	38.981	1'54.865	231,8	13:57'09.208
Race Time 32'34.224 + 20.000Pen							

5	11.245	25.372	38.792	38.514	1'53.923	244,9	13:34'14.959
6	11.470	25.479	38.054	38.566	1'53.569	241,1	13:36'08.528
7	11.390	25.201	38.642	38.433	1'53.666	240,5	13:38'02.194
8	11.383	25.230	38.367	38.392	1'53.372	243,2	13:39'55.566
9	11.325	25.513	38.432	38.593	1'53.863	242,7	13:41'49.429
10	11.557	25.213	38.002	38.533	1'53.305	241,1	13:43'42.734
11	11.542	25.448	38.088	38.849	1'53.927	242,2	13:45'36.661
12	11.565	25.375	38.091	1'01.836	2'16.867	238,9	13:47'53.528
13	28.437	43.425	1'07.048	1'14.369	3'33.279	79,5	13:51'26.807
14	11.280	26.191	39.248	39.503	1'56.222	249,4	13:53'23.029
15	11.429	25.476	38.666	38.716	1'54.287	241,6	13:55'17.316
16	11.426	25.383	38.909	39.096	1'54.814	241,6	13:57'12.130
Race Time 32'37.146							

7 M. FERREIRA (1'53.682)							
Lap	Seg.1	Seg.2	Seg.3	Seg.4	Lap Time	km/h	Local Time
1			40.315	39.854	2'01.326		13:26'36.310
2	11.364	26.556	39.840	39.390	1'57.150	240,0	13:28'33.460
3	11.363	25.864	38.541	38.675	1'54.443	240,0	13:30'27.903
4	11.410	25.426	38.281	38.676	1'53.793	242,7	13:32'21.696
5	11.427	25.503	38.527	38.761	1'54.218	241,6	13:34'15.914
6	11.457	26.246	38.841	38.791	1'55.335	244,9	13:36'11.249
7	11.487	25.440	38.276	38.744	1'53.947	240,5	13:38'05.196
8	11.348	26.179	38.698	38.583	1'54.808	233,3	13:40'00.004
9	11.381	25.449	38.870	38.651	1'54.351	243,8	13:41'54.355
10	11.603	25.542	38.121	38.695	1'53.961	237,4	13:43'48.316
11	11.605	25.377	38.037	38.663	1'53.682	237,4	13:45'41.998
12	11.555	25.399	38.209	59.422	2'14.585	237,9	13:47'56.583
13	28.453	43.214	1'07.714	1'12.389	3'31.770	88,8	13:51'28.353
14	11.567	25.880	39.410	39.843	1'56.700	241,1	13:53'25.053
15	11.638	25.609	38.712	38.955	1'54.914	236,3	13:55'19.967
16	11.514	25.370	38.390	39.268	1'54.542	240,5	13:57'14.509
Race Time 32'39.525							

10 V. KLUSS (1'54.034)							
Lap	Seg.1	Seg.2	Seg.3	Seg.4	Lap Time	km/h	Local Time
1			40.276	39.896	2'01.974		13:26'36.958
2	11.283	26.340	39.707	39.082	1'56.412	243,8	13:28'33.370
3	11.342	25.800	41.228	38.947	1'57.317	241,1	13:30'30.687
4	11.578	25.436	39.557	39.862	1'56.433	238,4	13:32'27.120
5	11.452	25.876	38.566	38.764	1'54.658	241,6	13:34'21.778
6	11.491	25.433	38.386	38.724	1'54.034	241,1	13:36'15.812
7	11.543	25.511	38.252	38.883	1'54.189	241,1	13:38'10.001
8	11.599	25.475	38.271	38.720	1'54.065	240,5	13:40'04.066
9	11.631	25.491	38.376	38.852	1'54.350	235,3	13:41'58.416
10	11.614	25.622	38.239	38.777	1'54.252	235,3	13:43'52.668
11	11.599	25.446	38.184	38.817	1'54.046	239,5	13:45'46.714
12	11.651	25.500	39.681	55.785	2'12.617	237,9	13:47'59.331
13	28.722	42.197	1'07.668	1'11.256	3'29.843	115,1	13:51'29.174
14	11.314	31.304	50.751	1'14.605	2'47.974P	246,0	13:54'17.148
Race Time 29'42.164							

8 T. TAPONEN (1'53.047)							
Lap	Seg.1	Seg.2	Seg.3	Seg.4	Lap Time	km/h	Local Time
1			39.393	39.099	1'57.603		13:26'32.587
2	11.457	25.564	38.459	38.638	1'54.118	240,5	13:28'26.705
3	11.466	25.320	38.505	38.744	1'54.035	241,6	13:30'20.740
4	11.446	25.504	38.202	38.749	1'53.901	240,0	13:32'14.641
5	11.337	25.740	38.349	38.621	1'54.047	244,3	13:34'08.688
6	11.429	25.306	37.937	38.736	1'53.408	241,6	13:36'02.096
7	11.479	25.218	37.896	38.454	1'53.047	243,2	13:37'55.143
8	11.507	25.334	37.986	38.427	1'53.254	237,9	13:39'48.397
9	11.490	25.376	38.403	38.456	1'53.725	235,8	13:41'42.122
10	11.447	25.415	38.729	38.504	1'54.095	240,5	13:43'36.217
11	11.442	25.336	39.250	39.342	1'55.370	242,2	13:45'31.587
12	11.446	25.540	39.507	1'01.271	2'17.764	239,5	13:47'49.351
13	28.128	43.390	1'07.659	1'17.204	3'36.381	95,7	13:51'25.732
14	11.590	25.845	38.399	38.681	1'54.515	239,5	13:53'20.247
15	11.419	25.453	38.929	39.192	1'54.993	240,0	13:55'15.240
16	11.472	25.432	39.434	39.472	1'55.810	240,5	13:57'11.050
Race Time 32'36.066							

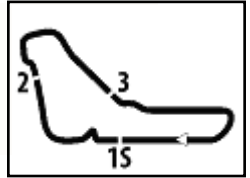
11 I. AKHMEDKHODJAEV (1'55.009)							
Lap	Seg.1	Seg.2	Seg.3	Seg.4	Lap Time	km/h	Local Time
1			41.122	40.703	2'08.013		13:26'42.997
2	11.291	26.481	39.903	41.687	1'59.362	242,7	13:28'42.359
3	11.540	25.652	38.667	40.323	1'56.182	240,0	13:30'38.541
4	11.419	25.778	38.840	39.562	1'55.599	242,7	13:32'34.140
5	11.585	26.000	39.046	39.696	1'56.327	237,9	13:34'30.467
6	11.513	25.696	38.450	39.361	1'55.020	240,0	13:36'25.487
7	11.581	25.620	38.366	39.454	1'55.021	238,9	13:38'20.508
8	11.220	26.763	39.313	39.843	1'57.139	244,3	13:40'17.647
9	11.362	25.708	39.293	40.036	1'56.399	243,8	13:42'14.046
10	11.355	25.898	39.890	39.668	1'56.811	245,5	13:44'10.857
11	11.562	25.623	38.652	41.478	1'57.315	238,4	13:46'08.172
12	11.683	25.554	38.948	47.431	2'03.616	237,4	13:48'11.788
13	27.689	39.494	1'07.323	1'07.004	3'21.510	128,3	13:51'33.298
14	11.351	27.602	39.331	40.444	1'58.728	246,0	13:53'32.026
15	11.621	25.647	38.578	39.506	1'55.352	237,4	13:55'27.378
16	11.477	25.455	38.631	39.446	1'55.009	241,6	13:57'22.387
Race Time 32'47.403							

9 A. SPINA (1'53.305)							
Lap	Seg.1	Seg.2	Seg.3	Seg.4	Lap Time	km/h	Local Time
1			40.598	39.405	2'01.984		13:26'36.968
2	11.534	26.237	39.711	39.202	1'56.684	243,2	13:28'33.652
3	11.229	25.681	38.227	38.580	1'53.717	242,2	13:30'27.369
4	11.447	25.519	38.247	38.454	1'53.667	240,5	13:32'21.036

12 G. PRADEL (1'53.241)							
Lap	Seg.1	Seg.2	Seg.3	Seg.4	Lap Time	km/h	Local Time
1			40.173	40.086	2'00.769		13:26'35.753
2	11.187	25.852	38.595	39.065	1'54.699	240,5	13:28'30.452
3	11.345	25.462	38.100	38.771	1'53.678	241,1	13:30'24.130
4	11.227	25.516	38.654	38.632	1'54.029	242,2	13:32'18.159
5	11.180	25.945	39.215	39.081	1'55.421	243,8	13:34'13.580
6	11.269	25.454	38.101	38.651	1'53.475	249,4	13:36'07.055
7	11.228	25.706	38.502	38.654	1'54.090	243,2	13:38'01.145
8	11.314	25.333	38.209	38.622	1'53.478	245,5	13:39'54.623
9	11.381	25.402	38.002	38.695	1'53.480	242,7	13:41'48.103
10	11.385	25.301	38.036	38.519	1'53.241	242,7	13:43'41.344
11	11.373	25.218	38.225	38.596	1'53.412	243,2	13:45'34.756
12	11.329	25.383	38.693	1'02.738	2'18.143	245,5	13:47'52.899

24/06/2023

P = Pits In/Out - C = Lap Time Cancelled



ACI Racing Weekend Monza, 24-25 Giugno 2023

Italian F4 Championship - Chronological Analysis Race 1

Autodromo Monza 5.793 m

Start at 13:24'34.984

2 / 5

13	28.416	43.341	1'06.995	1'15.060	3'33.812	76,1	13:51'26.711	3	11.320	25.828	39.312	40.824	1'57.284	238,9	13:30'33.415
14	11.394	26.623	39.652	39.293	1'56.962	239,5	13:53'23.673	4	11.343	39.306	38.927	39.304	2'08.880	241,6	13:32'42.295
15	11.446	25.401	38.376	39.135	1'54.358	242,7	13:55'18.031	5	11.498	25.495	38.190	39.979	1'55.162	240,5	13:34'37.457
16	11.437	25.381	38.969	40.625	1'56.412	237,9	13:57'14.443	6	11.545	25.396	38.060	38.812	1'53.813	239,5	13:36'31.270
Race Time 32'39.459															

13 J. WHARTON (1'53.092)

Lap	Seg.1	Seg.2	Seg.3	Seg.4	Lap Time	km/h	Local Time
1			39.597	38.914	1'58.871		13:26'33.855
2	11.485	25.523	38.414	38.780	1'54.202	240,5	13:28'28.057
3	11.280	26.019	38.362	38.766	1'54.427	237,9	13:30'22.484
4	11.511	25.652	38.848	38.697	1'54.708	237,4	13:32'17.192
5	11.475	26.345	38.598	38.609	1'55.027	238,9	13:34'12.219
6	11.521	25.320	38.032	38.611	1'53.484	238,9	13:36'05.703
7	11.526	25.262	37.913	38.391	1'53.092	241,1	13:37'58.795
8	11.406	25.229	38.063	38.420	1'53.118	241,1	13:39'51.913
9	11.373	25.464	38.264	38.451	1'53.552	242,2	13:41'45.465
10	11.446	25.505	38.188	38.626	1'53.765	238,9	13:43'39.230
11	11.528	25.366	38.974	38.522	1'54.390	238,4	13:45'33.620
12	11.550	25.359	38.168	1'02.077	2'17.154	236,8	13:47'50.774
13	28.323	43.254	1'07.413	1'16.344	3'35.334	90,9	13:51'26.100
14	11.512	26.135	39.415	39.122	1'56.184	242,7	13:53'22.292
15	11.517	25.384	38.243	39.230	1'54.374	239,5	13:55'16.666
16	11.562	25.731	39.488	39.091	1'55.872	240,5	13:57'12.538
Race Time 32'37.554							

14 R. AL DHAHERI (1'53.313)

Lap	Seg.1	Seg.2	Seg.3	Seg.4	Lap Time	km/h	Local Time
1			40.766	39.433	2'02.169		13:26'37.153
2	11.354	26.166	40.404	39.278	1'57.202	238,4	13:28'34.355
3	11.364	25.450	38.810	38.621	1'54.245	242,2	13:30'28.600
4	11.378	25.221	38.213	38.700	1'53.512	244,9	13:32'22.112
5	11.309	25.237	38.628	38.671	1'53.845	243,2	13:34'15.957
6	11.286	25.238	38.792	38.753	1'54.069	244,9	13:36'10.026
7	11.274	25.453	38.656	38.371	1'53.754	245,5	13:38'03.780
8	11.449	25.300	38.105	38.761	1'53.615	241,6	13:39'57.395
9	11.404	25.478	38.687	38.457	1'54.026	242,2	13:41'51.421
10	11.418	25.265	38.004	38.626	1'53.313	241,6	13:43'44.734
11	11.373	25.615	38.693	38.614	1'54.295	239,5	13:45'39.029
12	11.581	25.506	38.460	1'00.377	2'15.924	238,4	13:47'54.953
13	28.541	43.238	1'07.479	1'13.156	3'32.414	83,0	13:51'27.367
Race Time 26'52.383							

15 B. BADOER (1'52.992)

Lap	Seg.1	Seg.2	Seg.3	Seg.4	Lap Time	km/h	Local Time
1			39.588	38.958	1'57.087		13:26'32.071
2	11.442	25.496	38.234	38.693	1'53.865	241,1	13:28'25.936
3	11.417	25.437	38.104	38.893	1'53.851	241,6	13:30'19.787
4	11.589	25.653	38.526	38.759	1'54.527	236,3	13:32'14.314
5	11.385	25.582	38.065	38.634	1'53.666	242,2	13:34'07.980
6	11.392	25.294	38.101	38.465	1'53.252	242,7	13:36'01.232
7	11.422	25.220	37.782	38.568	1'52.992	241,6	13:37'54.224
8	11.406	25.408	38.028	38.541	1'53.383	240,0	13:39'47.607
9	11.419	25.745	38.371	38.403	1'53.938	239,5	13:41'41.545
10	11.368	25.676	38.554	38.474	1'54.072	239,5	13:43'35.617
11	11.459	25.456	38.905	38.797	1'54.617	238,9	13:45'30.234
12	11.485	25.369	38.109	1'02.321	2'17.284	241,1	13:47'47.518
13	27.816	43.447	1'07.080	1'19.241	3'37.584	99,0	13:51'25.102
14	11.845	25.741	38.474	38.662	1'54.722	233,8	13:53'19.824
15	11.461	25.391	39.130	39.016	1'54.998	238,9	13:55'14.822
16	11.322	25.533	39.336	38.907	1'55.098	237,9	13:57'09.920
Race Time 32'34.936							

16 A. NOBELS (1'53.707)

Lap	Seg.1	Seg.2	Seg.3	Seg.4	Lap Time	km/h	Local Time
1			40.901	41.034	2'04.690		13:26'39.674
2	11.389	25.844	38.721	40.503	1'56.457	244,9	13:28'36.131

17 I. DOMINGUES (1'53.199)

Lap	Seg.1	Seg.2	Seg.3	Seg.4	Lap Time	km/h	Local Time
1			39.166	41.052	2'00.594		13:26'35.578
2	11.225	25.573	38.705	38.762	1'54.265	240,5	13:28'29.843
3	11.330	25.455	38.104	39.155	1'54.044	244,3	13:30'23.887
4	11.324	25.567	38.220	38.966	1'54.077	245,5	13:32'17.964
5	11.351	26.066	38.912	38.955	1'55.284	243,2	13:34'13.248
6	11.341	25.347	38.171	38.722	1'53.581	244,9	13:36'06.829
7	11.392	25.744	38.158	38.596	1'53.890	242,7	13:38'00.719
8	11.476	25.296	37.998	38.575	1'53.345	241,1	13:39'54.064
9	11.513	25.342	37.997	38.677	1'53.529	238,9	13:41'47.593
10	11.554	25.278	37.889	38.478	1'53.199	238,4	13:43'40.792
11	11.484	25.320	38.080	38.643	1'53.527	240,0	13:45'34.319
12	11.248	25.154	38.421	1'02.515	2'17.338	244,3	13:47'51.657
13	28.214	43.358	1'07.191	1'15.840	3'34.603	80,4	13:51'26.260
14	11.395	26.280	39.634	39.089	1'56.398	238,9	13:53'22.658
15	11.370	25.500	38.409	38.901	1'54.180	243,8	13:55'16.838
16	11.378	25.689	38.644	39.234	1'54.945	239,5	13:57'11.783
Race Time 32'36.799 + 5.000Pen							

18 A. FRASSINETI (1'54.184)

Lap	Seg.1	Seg.2	Seg.3	Seg.4	Lap Time	km/h	Local Time
1			40.526	40.538	2'06.304		13:26'41.288
2	11.306	27.246	39.405	39.412	1'57.369	243,8	13:28'38.657
3	11.562	25.595	38.195	40.275	1'55.627	239,5	13:30'34.284
4	11.364	26.075	38.719	39.121	1'55.279	242,2	13:32'29.563
5	11.404	25.688	39.339	40.104	1'56.535	242,2	13:34'26.098
6	11.337	26.219	38.501	38.954	1'55.011	243,8	13:36'21.109
7	11.490	26.192	40.190	39.777	1'57.649	237,4	13:38'18.758
8	11.701	26.515	37.691	38.859	1'54.766	234,8	13:40'13.524
9	11.728	25.591	38.493	38.710	1'54.522	234,3	13:42'08.046
10	11.671	25.504	38.416	38.886	1'54.477	236,3	13:44'02.523
11	11.714	25.594	38.128	38.748	1'54.184	235,3	13:45'56.707
12	11.727	25.490	39.700	49.762	2'06.679	236,3	13:48'03.386
13	28.059	41.914	1'07.471	1'09.587	3'27.031	132,8	13:51'30.417
14	11.512	27.036	39.050	39.558	1'57.156	241,6	13:53'27.573
15	11.406	26.186	38.560	38.966	1'55.118	239,5	13:55'22.691
16	11.549	25.688	38.659	39.012	1'54.908	242,2	13:57'17.599
Race Time 32'42.615							

20 Z. DAVID (1'53.075)

Lap	Seg.1	Seg.2	Seg.3	Seg.4	Lap Time	km/h	Local Time
1			40.443	40.166	2'03.990		13:26'38.974
2	11.420	25.413	39.374	39.468	1'55.675	241,1	13:28'34.649
3	11.178	25.661	38.883	38.793	1'54.515	248,8	13:30'29.164
4	11.342	25.374	37.852	38.657	1'53.225	243,8	13:32'22.389
5	11.206	25.503	38.736	38.575	1'54.020	241,1	13:34'16.409
6	11.273	25.602	38.236	38.888	1'53.999	244,3	13:36'10.408
7	11.304	25.428	38.985	38.781	1'54.498	243,2	13:38'04.906
8	11.561	25.618	37.932	38.557	1'53.668	237,9	13:39'58.574

24/06/2023

P = Pits In/Out - C = Lap Time Cancelled





ACI Racing Weekend Monza, 24-25 Giugno 2023

Italian F4 Championship - Chronological Analysis Race 1

Start at 13:24'34.984

9	11.528	25.543	38.143	38.557	1'53.771	241,6	13:41'52.345	16	11.506	25.670	38.436	39.141	1'54.753	237,4	13:57'16.766
10	11.466	25.178	38.019	38.412	1'53.075	238,4	13:43'45.420	Race Time 32'41.782							
11	11.387	25.351	39.067	38.348	1'54.153	240,5	13:45'39.573								
12	11.356	26.107	39.390	59.480	2'16.333	240,5	13:47'55.906								
13	28.610	43.211	1'07.760	1'12.304	3'31.885	85,4	13:51'27.791								
14	11.440	25.829	39.835	41.446	1'58.550	240,0	13:53'26.341								
15	11.893	41.604	1'01.255	1'02.272	2'57.024P	197,1	13:56'23.365								
Race Time 31'48.381															

21 T. HAUSMANN (1'53.811)

Lap	Seg.1	Seg.2	Seg.3	Seg.4	Lap Time	km/h	Local Time
1			40.700	40.593	2'06.019		13:26'41.003
2	11.362	26.559	38.947	39.468	1'56.336	245,5	13:28'37.339
3	11.432	25.692	39.239	40.214	1'56.577	241,6	13:30'33.916
4	11.255	26.113	38.847	39.094	1'55.309	213,9	13:32'29.225
5	11.379	25.477	39.942	39.903	1'56.701	243,2	13:34'25.926
6	11.351	25.367	38.704	39.652	1'55.074	238,9	13:36'21.000
7	11.582	26.307	40.453	39.805	1'58.147	239,5	13:38'19.147
8	11.476	26.628	38.812	39.024	1'55.940	227,8	13:40'15.087
9	11.535	25.376	38.356	38.976	1'54.243	237,9	13:42'09.330
10	11.534	25.236	38.117	38.924	1'53.811	239,5	13:44'03.141
11	11.498	25.609	38.318	38.914	1'54.339	240,5	13:45'57.480
12	11.523	25.163	39.969	50.091	2'06.746	241,6	13:48'04.226
13	27.756	42.264	1'07.281	1'09.319	3'26.620	150,0	13:51'30.846
14	11.401	27.168	40.169	39.962	1'58.700	244,9	13:53'29.546
15	11.506	25.557	39.229	39.428	1'55.720	240,0	13:55'25.266
16	11.464	25.311	38.943	39.397	1'55.115	241,6	13:57'20.381
Race Time 32'45.397							

23 A. LINDBLAD (1'53.113)

Lap	Seg.1	Seg.2	Seg.3	Seg.4	Lap Time	km/h	Local Time
1			39.270	38.690	1'56.564		13:26'31.548
2	11.665	25.393	38.105	38.650	1'53.813	236,3	13:28'25.361
3	11.629	25.512	37.989	39.471	1'54.601	237,9	13:30'19.962
4	11.368	25.691	38.179	38.720	1'53.958	236,8	13:32'13.920
5	11.626	25.536	37.913	38.518	1'53.593	237,9	13:34'07.513
6	11.595	25.275	37.818	38.425	1'53.113	237,9	13:36'00.626
7	11.612	25.242	37.879	38.466	1'53.199	235,3	13:37'53.825
8	11.620	25.432	37.893	38.452	1'53.397	235,3	13:39'47.222
9	11.636	25.839	38.034	38.465	1'53.974	235,8	13:41'41.196
10	11.639	25.634	38.286	38.517	1'54.076	236,3	13:43'35.272
11	11.626	25.663	38.580	38.628	1'54.497	236,3	13:45'29.769
12	11.664	25.293	37.989	1'02.287	2'17.233	236,3	13:47'47.002
13	27.725	43.417	1'06.759	1'19.775	3'37.676	99,6	13:51'24.678
14	11.913	25.487	38.150	38.893	1'54.443	232,8	13:53'19.121
15	11.782	25.472	39.100	39.127	1'55.481	223,6	13:55'14.602
16	11.405	25.403	39.024	39.144	1'54.976	241,1	13:57'09.578
Race Time 32'34.594							

27 E. ISCHER (1'53.671)

Lap	Seg.1	Seg.2	Seg.3	Seg.4	Lap Time	km/h	Local Time
1			40.927	40.292	2'05.027		13:26'40.011
2	11.259	26.012	38.444	39.750	1'55.465	243,2	13:28'35.476
3	11.277	26.028	39.591	39.684	1'56.580	241,1	13:30'32.056
4	11.352	25.503	38.805	39.540	1'55.200	244,3	13:32'27.256
5	11.406	25.878	38.704	39.053	1'55.041	239,5	13:34'22.297
6	11.389	25.949	38.271	38.965	1'54.574	243,2	13:36'16.871
7	11.516	25.580	38.068	38.689	1'53.853	240,0	13:38'10.724
8	11.446	25.358	38.176	38.691	1'53.671	241,6	13:40'04.395
9	11.373	25.609	38.432	38.868	1'54.282	241,1	13:41'58.677
10	11.353	25.856	38.361	39.045	1'54.615	240,5	13:43'53.292
11	11.458	25.339	38.209	38.817	1'53.823	241,1	13:45'47.115
12	11.436	25.429	39.139	55.704	2'11.708	242,2	13:47'58.823
13	30.065	42.249	1'07.386	1'10.974	3'30.674	125,0	13:51'29.497
14	11.421	27.968	38.416	39.937	1'57.742	242,2	13:53'27.239
15	11.429	25.680	38.493	39.172	1'54.774	241,1	13:55'22.013

29 A. ELKIN (1'53.241)

Lap	Seg.1	Seg.2	Seg.3	Seg.4	Lap Time	km/h	Local Time
1			40.383	39.533	2'01.811		13:26'36.795
2	11.311	26.473	39.438	38.974	1'56.196	244,9	13:28'32.991
3	11.453	25.443	37.926	38.684	1'53.506	241,6	13:30'26.497
4	11.302	25.582	38.047	38.663	1'53.594	242,7	13:32'20.091
5	11.548	25.453	38.091	38.638	1'53.730	239,5	13:34'13.821
6	11.268	25.668	38.198	38.681	1'53.815	246,0	13:36'07.636
7	11.468	25.434	38.527	38.697	1'54.126	241,1	13:38'01.762
8	11.514	25.375	38.008	38.570	1'53.467	239,5	13:39'55.229
9	11.532	25.747	38.627	38.658	1'54.564	240,0	13:41'49.793
10	11.432	25.402	37.775	38.632	1'53.241	242,2	13:43'43.034
11	11.345	25.753	37.821	39.184	1'54.103	245,5	13:45'37.137
12	11.479	25.391	37.955	1'02.294	2'17.119	242,2	13:47'54.256
13	28.448	43.385	1'07.555	1'13.624	3'33.012	80,2	13:51'27.268
14	11.731	25.882	39.911	41.052	1'58.576	240,0	13:53'25.844
15	11.644	25.802	38.730	38.984	1'55.160	237,9	13:55'21.004
16	11.302	25.494	38.934	39.667	1'55.397	245,5	13:57'16.401
Race Time 32'41.417							

31 A. BOHRA (1'53.070)

Lap	Seg.1	Seg.2	Seg.3	Seg.4	Lap Time	km/h	Local Time
1			40.136	39.610	2'00.408		13:26'35.392
2	11.280	25.525	38.316	38.880	1'54.001	247,1	13:28'29.393
3	11.272	25.272	38.497	39.034	1'54.075	244,9	13:30'23.468
4	11.382	25.192	38.691	38.739	1'54.004	245,5	13:32'17.472
5	11.214	26.300	38.965	38.836	1'55.315	246,6	13:34'12.787
6	11.355	25.381	38.093	38.726	1'53.555	244,3	13:36'06.342
7	11.375	25.289	37.879	38.733	1'53.276	243,2	13:37'59.618
8	11.429	25.258	37.884	38.511	1'53.082	240,5	13:39'52.700
9	11.412	25.128	38.060	38.470	1'53.070	241,6	13:41'45.770
10	11.297	25.389	38.551	38.686	1'53.923	241,6	13:43'39.693
11	11.348	25.118	39.092	38.882	1'54.440	243,8	13:45'34.133
12	11.473	25.374	38.494	1'02.837	2'18.178	236,8	13:47'52.311
13	28.359	43.468	1'07.081	1'15.248	3'34.156	79,6	13:51'26.467
14	11.298	26.255	40.275	39.738	1'57.566	239,5	13:53'24.033
15	11.379	25.453	38.476	38.957	1'54.265	243,2	13:55'18.298
16	11.242	25.397	38.940	40.172	1'55.751	243,2	13:57'14.049
Race Time 32'39.065							

37 K. SZTUKA (1'52.918)

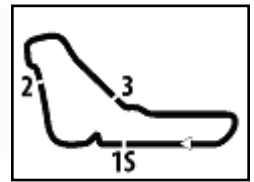
Lap	Seg.1	Seg.2	Seg.3	Seg.4	Lap Time	km/h	Local Time
1			39.563	38.850	1'58.068		13:26'33.052
2	11.254	25.694	38.628	39.094	1'54.670	238,9	13:28'27.722
3	11.502	26.072	37.834	38.686	1'54.094	238,9	13:30'21.816
4	11.373	25.191	38.373	38.654	1'53.591	241,1	13:32'15.407
5	11.308	25.492	38.388	38.758	1'53.946	246,0	13:34'09.353
6	11.328	25.606	38.203	39.168	1'54.305	235,3	13:36'03.658
7	11.324	25.601	38.694	38.542	1'54.161	239,5	13:37'57.819
8	11.480	25.245	37.785	38.532	1'53.042	240,5	13:39'50.861
9	11.470	25.202	37.769	38.477	1'52.918	239,5	13:41'43.779
10	11.464	25.077	37.986	38.625	1'53.152	240,0	13:43'36.931
11	11.342	25.256	38.765	38.876	1'54.239	242,7	13:45'31.170
12	11.452	25.193	37.992	1'02.719	2'17.356	240,5	13:47'48.526
13	28.132	43.345	1'07.569	1'17.804	3'36.850	101,5	13:51'25.376
14	11.564	26.518	38.831	39.410	1'56.323	234,8	13:53'21.699
15	11.368	25.350	38.337	39.145	1'54.200	241,6	13:55'15.899
16	11.275	25.430	39.111	39.617	1'55.433	246,6	13:57'11.332
Race Time 32'36.348							

45 J. BEETON (1'53.742)

Lap	Seg.1	Seg.2	Seg.3	Seg.4	Lap Time	km/h	Local Time
1			39.933	39.829	2'01.475		13:26'36.459
2	11.241	26.118	38.401	38.866	1'54.626	240,5	13:28'31.085

24/06/2023

P = Pits In/Out - C = Lap Time Cancelled



ACI Racing Weekend Monza, 24-25 Giugno 2023

Italian F4 Championship - Chronological Analysis Race 1

Start at 13:24'34.984

4 / 5

Lap	Seg.1	Seg.2	Seg.3	Seg.4	Lap Time	km/h	Local Time
3	11.373	25.590	38.189	38.706	1'53.858	242,7	13:30'24.943
4	11.425	25.441	38.466	38.685	1'54.017	240,5	13:32'18.960
5	11.411	25.448	39.140	39.092	1'55.091	241,6	13:34'14.051
6	11.260	25.635	38.301	38.821	1'54.017	234,3	13:36'08.068
7	11.359	25.643	38.968	38.872	1'54.842	243,2	13:38'02.910
8	11.455	25.479	38.327	38.811	1'54.072	242,2	13:39'56.982
9	11.541	25.472	38.291	38.545	1'53.849	238,9	13:41'50.831
10	11.500	25.338	38.128	38.776	1'53.742	240,0	13:43'44.573
11	11.569	25.600	39.151	38.611	1'54.931	237,9	13:45'39.504
12	11.401	26.150	38.987	59.401	2'15.939	242,2	13:47'55.443
13	28.633	43.203	1'07.619	1'12.785	3'32.240	86,4	13:51'27.683
14	11.480	27.918	38.812	42.905	2'01.115	242,2	13:53'28.798
15	11.280	25.851	38.492	38.710	1'54.333	243,8	13:55'23.131
16	11.324	26.014	38.490	38.759	1'54.587	245,5	13:57'17.718
Race Time 32'42.734							

61 F. WIEBELHAUS (1'54.692)

Lap	Seg.1	Seg.2	Seg.3	Seg.4	Lap Time	km/h	Local Time
1			40.709	40.700	2'06.242		13:26'41.226
2	11.349	25.990	38.712	39.491	1'55.542	243,2	13:28'36.768
3	11.387	25.867	39.510	40.122	1'56.886	242,7	13:30'33.654
4	11.325	25.932	38.684	38.901	1'54.842	230,3	13:32'28.496
5	11.375	25.830	39.272	40.826	1'57.303	243,8	13:34'25.799
6	11.634	26.316	39.470	39.047	1'56.467	236,3	13:36'22.266
7	11.447	25.810	40.256	39.755	1'57.268	241,1	13:38'19.534
8	11.443	26.374	39.166	39.024	1'56.007	242,2	13:40'15.541
9	11.543	25.954	38.808	39.295	1'55.600	236,8	13:42'11.141
10	11.685	25.564	38.619	39.138	1'55.006	235,8	13:44'06.147
11	11.714	25.749	38.734	39.118	1'55.315	235,3	13:46'01.462
12	11.572	25.795	40.565	48.924	2'06.856	240,5	13:48'08.318
13	26.128	41.559	1'07.472	1'08.120	3'23.279	148,4	13:51'31.597
14	11.552	26.328	39.501	39.382	1'56.763	240,0	13:53'28.360
15	11.700	26.451	38.927	39.049	1'56.127	235,3	13:55'24.487
16	11.514	25.626	38.503	39.049	1'54.692	240,5	13:57'19.179
Race Time 32'44.195							

63 G. LUCHETTI (1'54.837)

Lap	Seg.1	Seg.2	Seg.3	Seg.4	Lap Time	km/h	Local Time
1			40.446	40.497	2'06.703		13:26'41.687
2	11.311	26.792	39.398	39.916	1'57.417	245,5	13:28'39.104
3	11.360	25.988	38.679	42.726	1'58.753	244,3	13:30'37.857
4	11.512	25.795	38.567	39.101	1'54.975	240,0	13:32'32.832
5	11.278	25.868	38.561	39.130	1'54.837	244,9	13:34'27.669
6	11.451	25.719	39.065	39.341	1'55.576	242,7	13:36'23.245
7	11.492	26.130	39.934	39.489	1'57.045	242,2	13:38'20.290
8	11.359	26.656	38.998	39.199	1'56.212	243,8	13:40'16.502
9	11.449	25.990	38.941	39.314	1'55.694	242,2	13:42'12.196
10	11.407	27.278	39.610	39.199	1'57.494	242,7	13:44'09.690
Race Time 19'34.706							

66 R. LIU (1'53.788)

Lap	Seg.1	Seg.2	Seg.3	Seg.4	Lap Time	km/h	Local Time
1			41.169	40.266	2'04.896		13:26'39.880
2	11.328	26.156	39.092	39.506	1'56.082	232,8	13:28'35.962
3	11.366	26.083	39.937	39.905	1'57.291	241,6	13:30'33.253
4	11.544	25.682	38.164	39.537	1'54.927	235,3	13:32'28.180
5	11.421	25.509	39.843	39.193	1'55.966	242,7	13:34'24.146
6	11.553	25.528	38.218	38.669	1'53.968	238,9	13:36'18.114
7	11.521	25.453	38.244	38.570	1'53.788	240,0	13:38'11.902
8	11.546	25.442	38.306	38.718	1'54.012	241,6	13:40'05.914
9	11.600	25.434	38.482	38.706	1'54.222	235,8	13:42'00.136
10	11.542	25.423	38.484	38.821	1'54.270	237,4	13:43'54.406
11	11.563	25.438	38.503	39.026	1'54.530	241,1	13:45'48.936
12	11.660	25.545	39.319	54.896	2'11.420	237,9	13:48'00.356
13	29.540	42.062	1'07.465	1'10.250	3'29.317	126,9	13:51'29.673
14	11.271	31.520	53.327	1'13.013	2'49.131P	243,8	13:54'18.804
Race Time 29'43.820							

76 R. NARAC (1'53.925)

Lap	Seg.1	Seg.2	Seg.3	Seg.4	Lap Time	km/h	Local Time
1			40.667	39.348	2'03.049		13:26'38.033
2	11.389	25.391	40.265	40.056	1'57.101	241,6	13:28'35.134
3	11.481	26.009	39.661	39.392	1'56.543	240,5	13:30'31.677

24/06/2023

P = Pits In/Out - C = Lap Time Cancelled





Autodromo Monza 5.793 m

ACI Racing Weekend Monza, 24-25 Giugno 2023

Italian F4 Championship - Chronological Analysis Race 1

Start at 13:24'34.984

5 / 5

Lap	Seg.1	Seg.2	Seg.3	Seg.4	Lap Time	km/h	Local Time
4	11.452	25.659	39.708	39.011	1'55.830	242,2	13:32'27.507
5	11.280	26.282	40.162	40.215	1'57.939	234,8	13:34'25.446
6	11.528	25.609	38.406	38.706	1'54.249	240,5	13:36'19.695
7	11.557	25.551	38.189	38.724	1'54.021	237,4	13:38'13.716
8	11.578	25.481	38.244	38.622	1'53.925	240,0	13:40'07.641
9	11.587	25.990	38.416	38.704	1'54.697	238,4	13:42'02.338
10	11.566	25.377	38.337	38.808	1'54.088	237,4	13:43'56.426
11	11.598	25.565	38.285	38.687	1'54.135	238,4	13:45'50.561
12	11.606	25.308	38.759	55.516	2'11.189	237,9	13:48'01.750
13	28.604	42.079	1'07.270	1'10.274	3'28.227	138,5	13:51'29.977
14	11.411	27.097	38.562	39.313	1'56.383	244,9	13:53'26.360
15	11.362	25.686	39.205	39.306	1'55.559	242,7	13:55'21.919
16	11.552	25.300	38.623	39.293	1'54.768	239,5	13:57'16.687
Race Time 32'41.703							

93 M. QUINTARELLI (1'56.088)

Lap	Seg.1	Seg.2	Seg.3	Seg.4	Lap Time	km/h	Local Time
1					40.198	40.108	2'05.248
2	11.403	26.302			39.241	39.142	1'56.088
3	11.241	26.389			39.480	39.764	1'56.874
4	11.604	27.924			39.385	40.434	1'59.347
5	11.570	26.087			40.673	59.976	2'18.306P
Race Time 10'15.863							

78 V. BLOKHINA (1'54.307)

Lap	Seg.1	Seg.2	Seg.3	Seg.4	Lap Time	km/h	Local Time
1			40.686	40.986	2'07.652		13:26'42.636
2	11.504	25.835	40.021	43.331	2'00.691	240,0	13:28'43.327
3	11.497	25.940	38.332	40.202	1'55.971	237,9	13:30'39.298
4	11.426	25.547	38.529	39.401	1'54.903	241,1	13:32'34.201
5	11.480	25.489	38.878	38.956	1'54.803	240,0	13:34'29.004
6	11.498	25.610	38.382	39.128	1'54.618	238,9	13:36'23.622
7	11.366	25.975	38.918	40.118	1'56.377	241,1	13:38'19.999
8	11.413	26.280	39.208	39.027	1'55.928	243,2	13:40'15.927
9	11.394	25.917	39.060	39.542	1'55.913	243,8	13:42'11.840
10	11.451	26.171	38.306	38.881	1'54.809	240,5	13:44'06.649
11	11.472	25.462	38.526	38.847	1'54.307	243,2	13:46'00.956
12	11.682	25.559	38.340	48.133	2'03.714	234,8	13:48'04.670
13	28.063	42.200	1'07.067	1'08.998	3'26.328	140,6	13:51'30.998
14	11.340	26.818	39.379	39.996	1'57.533	241,6	13:53'28.531
15	11.415	26.639	38.395	38.908	1'55.357	240,0	13:55'23.888
16	11.494	25.302	38.538	39.152	1'54.486	242,2	13:57'18.374
Race Time 32'43.390 + 5.000Pen							

86 D. DE LA TORRE RAMIREZ (1'54.810)

Lap	Seg.1	Seg.2	Seg.3	Seg.4	Lap Time	km/h	Local Time
1			41.019	41.193	2'07.769		13:26'42.753
2	11.331	26.375	39.908	44.851	2'02.465	242,7	13:28'45.218
3	11.573	25.645	38.428	39.734	1'55.380	237,9	13:30'40.598
4	11.541	25.776	38.494	39.273	1'55.084	239,5	13:32'35.682
5	11.531	25.513	38.478	39.785	1'55.307	239,5	13:34'30.989
6	11.429	25.655	38.394	39.452	1'54.930	244,9	13:36'25.919
7	11.445	25.546	39.086	39.239	1'55.316	241,1	13:38'21.235
8	11.509	25.957	39.166	39.443	1'56.075	240,5	13:40'17.310
9	11.527	25.493	38.825	39.246	1'55.091	240,0	13:42'12.401
10	11.250	27.264	38.912	39.095	1'56.521	244,3	13:44'08.922
11	11.652	25.520	38.587	39.051	1'54.810	236,3	13:46'03.732
12	11.701	25.460	42.306	47.837	2'07.304	236,8	13:48'11.036
13	27.144	39.639	1'07.602	1'07.554	3'21.939	129,3	13:51'32.975
14	11.622	27.187	38.932	39.849	1'57.590	239,5	13:53'30.565
15	11.510	25.503	39.787	39.371	1'56.171	240,0	13:55'26.736
16	11.594	25.428	38.650	39.251	1'54.923	237,4	13:57'21.659
Race Time 32'46.675							

87 F. LUND (1'54.731)

Lap	Seg.1	Seg.2	Seg.3	Seg.4	Lap Time	km/h	Local Time
1			40.991	40.145	2'05.104		13:26'40.088
2	11.417	28.642	39.951	39.757	1'59.767	246,0	13:28'39.855
3	11.489	25.540	38.642	41.049	1'56.720	241,6	13:30'36.575
4	11.624	25.721	38.405	39.813	1'55.563	238,4	13:32'32.138
5	11.652	25.595	38.505	38.979	1'54.731	236,3	13:34'26.869
6	11.456	25.621	38.909	38.998	1'54.984	240,5	13:36'21.853
7	11.531	25.614	39.946	39.962	1'57.053	238,4	13:38'18.906
8	11.589	26.548	38.808	39.142	1'56.087	235,8	13:40'14.993
9	11.752	26.324	38.856	39.809	1'56.741	231,8	13:42'11.734

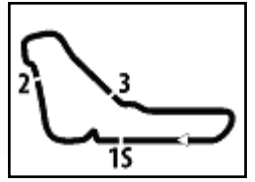
24/06/2023

P = Pits In/Out - C = Lap Time Cancelled





5.6



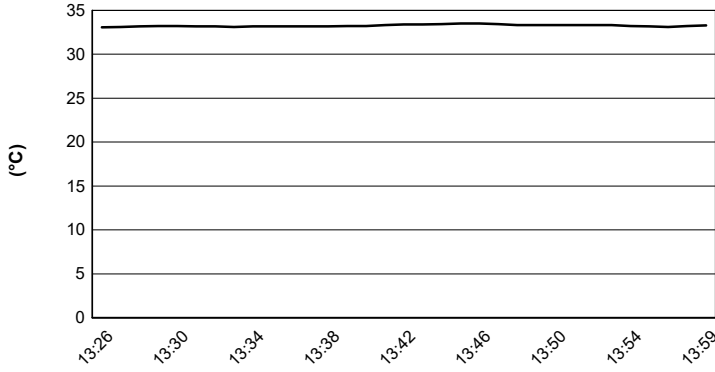
Autodromo Monza 5.793 m

ACI Racing Weekend Monza, 24-25 Giugno 2023

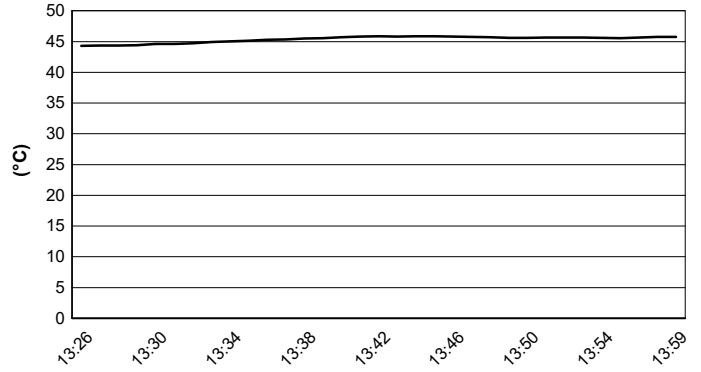
Italian F4 Championship - Weather Report Race 1

Session started 13:26 - Session ended 13:59

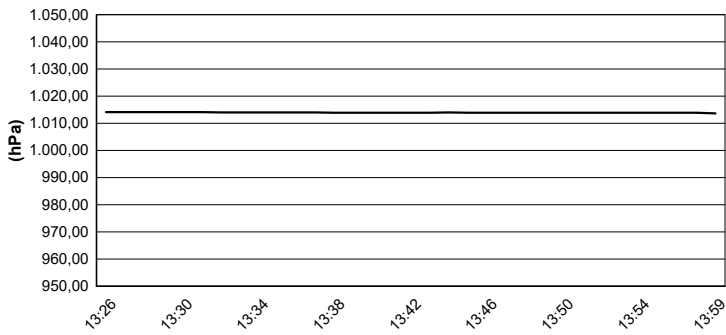
Air Temperature



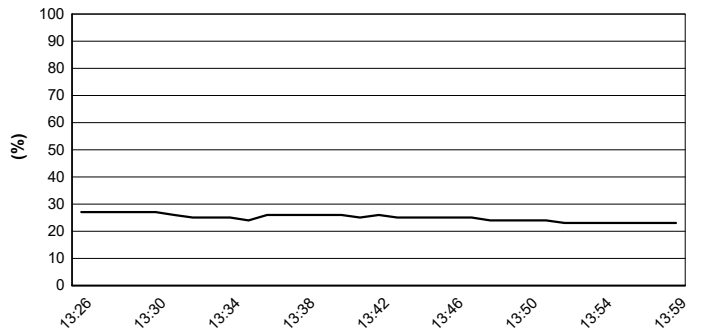
Track Temperature



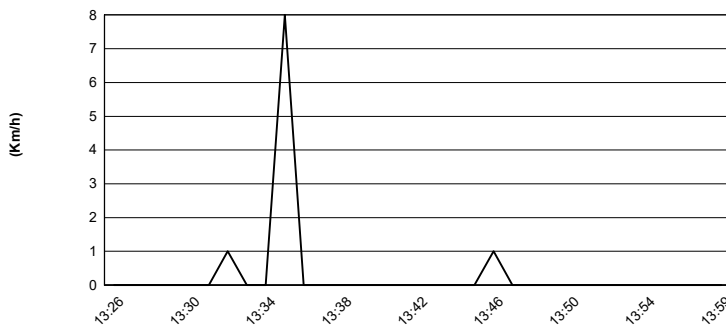
Air Pressure



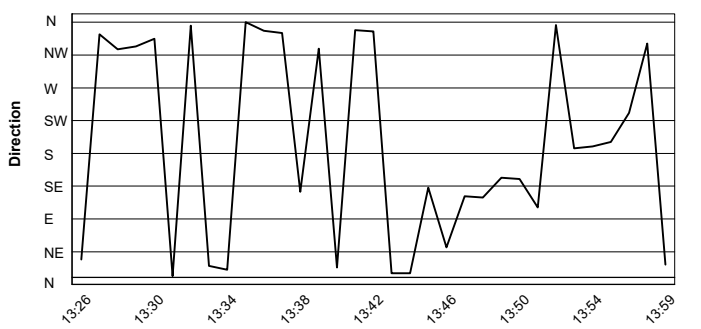
Humidity



Wind Speed



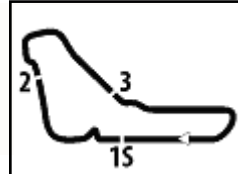
Wind Direction



24/06/2023



Powered by FICr PERUGIA TIMING


ACI Racing Weekend Monza, 24-25 Giugno 2023
Italian F4 Championship - Starting Grid - Race 1 (Duration: 30' +1 Lap)

Autodromo Monza 5.793 m

11	AKHMEDKHODJAEV I Van Amersfoort Racing	Tatuus 1'55.452	78	BLOKHINA V. PHM Racing	Tatuus 1'54.662	16
63	LUCHETTI G. Airflow Racing	Tatuus 1'55.203	86	DE LA TORRE RAMI AKM Motorsport	Tatuus 1'54.716	15
18	FRASSINETI A. BVM Racing	Tatuus 1'54.699	87	LUND F. AKM Motorsport	Tatuus 1'54.686	14
61	WIEBELHAUS F. Jenzer Motorsport	Tatuus 1'54.560	93	QUINTARELLI M. R-ace GP	Tatuus 1'54.558	13
27	ISCHER E. Jenzer Motorsport	Tatuus 1'54.498	21	HAUSMANN T. AKM Motorsport	Tatuus 1'54.484	12
57	BHIROMBHAKDI N. PHM Racing	Tatuus 1'54.271	20	DAVID Z. US Racing	Tatuus 1'54.032	11
66	LIU R. US Racing	Tatuus 1'54.269	16	NOBELS A. Prema Racing	Tatuus 1'53.868	10
76	NARAC R. R-ace GP	Tatuus 1'54.114	14	AL DHAHERI R. Prema Racing	Tatuus 1'53.715	9
9	SPINA A. BVM Racing	Tatuus 1'53.994	45	BEETON J. Van Amersfoort Racing	Tatuus 1'53.914	8
10	KLUSS V. PHM Racing	Tatuus 1'53.898	29	ELKIN A. Jenzer Motorsport	Tatuus 1'53.840	7
48	EGOZI J. PHM Racing	Tatuus 1'53.692	7	FERREIRA M. Van Amersfoort Racing	Tatuus 1'53.690	6
31	BOHRA A. US Racing	Tatuus 1'53.577	47	LACORTE N. Prema Racing	Tatuus 1'53.520	5
12	PRADEL G. US Racing	Tatuus 1'53.496	3	UGOCHUKWU U. Prema Racing	Tatuus 1'53.446	4
37	SZTUKA K. US Racing	Tatuus 1'53.176	13	WHARTON J. Prema Racing	Tatuus 1'53.413	3
17	DOMINGUES I. Van Amersfoort Racing	Tatuus 1'53.410	8	TAPONEN T. Prema Racing	Tatuus 1'53.282	2
23	LINDBLAD A. Prema Racing	Tatuus 1'53.279	15	BADOER B. Van Amersfoort Racing	Tatuus 1'52.962	1

The driver n. 14 (Al Dhaheri R.) drops 4 positions per Stewards decision n. 22 in the Spa-Francorchamps round.

The driver n. 16 (Nobels A.) drops 4 positions per Stewards decision n. 11 in the Misano round.

The driver n. 20 (David Z.) drops 2 positions per Stewards decision n. 3 in the Monza round.

The driver n. 37 (Sztuka K.) drops 4 positions per Stewards decision n. 21 in the Spa-Francorchamps round.

The driver n. 78 (Blokchina V.) drops 4 positions per Stewards decision n. 11 in the Spa-Francorchamps round.

24/06/2023 Stewards

