



Autodromo Monza 5.793 m

ACI Racing Weekend Monza, 24-25 Giugno 2023

Italian F4 Championship - Results Race 2

Laps 16 = 92,688 km - Avg 169,265 km/h - Race Time 32'51.330

No.	Driver	Nat	Entrant	Team	Car	Class	Laps	Time	Gap	Rel.	Fastest Lap
1	23 LINDBLAD Arvid	GBR	Prema Racing	Prema Racing	Tatuus F4-T421	R	16	32'51.330		15	1'53.357
2	3 UGOCHUKWU Ugo	USA	Prema Racing	Prema Racing	Tatuus F4-T421		16	32'52.149	0.819	0.819	16 1'52.949
3	15 BADOER Brando	ITA	Van Amersfoort Racing	Van Amersfoort Racing	Tatuus F4-T421		16	32'52.921	1.591	0.772	16 1'53.342
4P	37 SZTUKA Kacper	POL	US Racing	US Racing	Tatuus F4-T421		16	32'56.772	5.442	3.851	15 1'53.306
5	13 WHARTON James	AUS	Prema Racing	Prema Racing	Tatuus F4-T421		16	32'58.151	6.821	1.379	13 1'53.023
6	10 KLUSS Valentin	DEU	PHM Racing	PHM Racing	Tatuus F4-T421		16	32'59.545	8.215	1.394	11 1'53.580
7	47 LACORTE Nicola	ITA	Prema Racing	Prema Racing	Tatuus F4-T421	R	16	32'59.683	8.353	0.138	13 1'53.023
8	12 PRADEL Gianmarco	AUS	US Racing	US Racing	Tatuus F4-T421	R	16	33'02.926	11.596	3.243	13 1'53.450
9	29 ELKIN Ariel	ISR	Jenzer Motorsport	Jenzer Motorsport	Tatuus F4-T421	R	16	33'03.410	12.080	0.484	16 1'53.600
10P	14 AL DHAHERI Rashid	UAE	Prema Racing	Prema Racing	Tatuus F4-T421	R	16	33'04.365	13.035	0.955	14 1'53.475
11P	20 DAVID Zachary	MLT	US Racing	US Racing	Tatuus F4-T421	R	16	33'04.393	13.063	0.028	11 1'53.334
12P	9 SPINA Alfio	ITA	BVM Racing	BVM Racing	Tatuus F4-T421		16	33'04.499	13.169	0.106	12 1'53.113
13	7 FERREIRA Matheus	BRA	Van Amersfoort Racing	Van Amersfoort Racing	Tatuus F4-T421	R	16	33'04.969	13.639	0.470	16 1'53.874
14	27 ISCHER Ethan	CHE	Jenzer Motorsport	Jenzer Motorsport	Tatuus F4-T421		16	33'05.487	14.157	0.518	13 1'53.786
15	57 BHIROMBHAKDI Nandavhud	THA	PHM Racing	PHM Racing	Tatuus F4-T421		16	33'06.457	15.127	0.970	15 1'53.613
16	45 BEETON Jack	AUS	Van Amersfoort Racing	Van Amersfoort Racing	Tatuus F4-T421	R	16	33'06.751	15.421	0.294	13 1'53.566
17P	87 LUND Frederik	DNK	AKM Motorsport	AKM Motorsport	Tatuus F4-T421		16	33'10.742	19.412	3.991	13 1'53.814
18P	66 LIU Ruiqi	CHN	US Racing	US Racing	Tatuus F4-T421	R	16	33'11.285	19.955	0.543	15 1'53.560
19	61 WIEBELHAUS Finn	DEU	Jenzer Motorsport	Jenzer Motorsport	Tatuus F4-T421	R	16	33'11.991	20.661	0.706	10 1'54.202
20	78 BLOKHINA Viktoria		PHM Racing	PHM Racing	Tatuus F4-T421		16	33'12.637	21.307	0.646	10 1'54.091
21	21 HAUSMANN Tina	CHE	AKM Motorsport	AKM Motorsport	Tatuus F4-T421	R	16	33'12.796	21.466	0.159	15 1'54.278
22	86 DE LA TORRE RAMIREZ Diego	MEX	AKM Motorsport	AKM Motorsport	Tatuus F4-T421		16	33'15.446	24.116	2.650	11 1'54.747
23	93 QUINTARELLI Matteo	UAE	R-ace GP	R-ace GP	Tatuus F4-T421	R	16	33'18.033	26.703	2.587	10 1'54.659
24	63 LUCHETTI Guido	ITA	Airflow Racing	Airflow Racing	Tatuus F4-T421	R	16	33'20.681	29.351	2.648	10 1'54.879
25	11 AKHMEDKHODJAEV Ismail	UZB	Van Amersfoort Racing	Van Amersfoort Racing	Tatuus F4-T421		16	33'21.275	29.945	0.594	9 1'54.782
26	31 BOHRA Akshay	SGP	US Racing	US Racing	Tatuus F4-T421	R	15	31'00.130	1 Lap	1 Lap	11 1'53.357
27	8 TAPONEN Tuukka	FIN	Prema Racing	Prema Racing	Tatuus F4-T421	R	15	31'00.726	1 Lap	0.596	11 1'53.162
28	18 FRASSINETI Andrea	ITA	BVM Racing	BVM Racing	Tatuus F4-T421		15	32'20.553	1 Lap	1'19.827	9 1'54.742
----- Not Classified -----											
RET	48 EGOZI James	USA	PHM Racing	PHM Racing	Tatuus F4-T421	R	10	22'32.725	6 Laps		9 1'54.793
RET	76 NARAC Raphael	FRA	R-ace GP	R-ace GP	Tatuus F4-T421		6	14'38.031	10 Laps		3 1'55.824
RET	17 DOMINGUES Ivan	POR	Van Amersfoort Racing	Van Amersfoort Racing	Tatuus F4-T421		3	5'51.546	13 Laps		3 1'55.233
RET	16 NOBELS Aurelia Corine	BRA	Prema Racing	Prema Racing	Tatuus F4-T421		2	3'59.295	14 Laps		2 1'57.168

Starting: 32 Classified: 28 Not Classified: 0 Retired: 4 Not Started: 0
 Fastest Lap N. 16 No. 3 Ugo Ugochukwu Time 1'52.949 Avg. 184,639 Km/h

Humidity:	52%	AIR	25°C
Condition:	DRY	Track	27°C

Penalty and Infringement

12.29	14 R. AL DHAHERI	Time Penalty 5 sec for Stewards Dwcision n. 16
12.30	20 Z. DAVID	Time Penalty 5 sec for Stewards Dwcision n. 14
12.31	9 A. SPINA	Time Penalty 5 sec for Stewards Dwcision n. 17
12.31	87 F. LUND	Time Penalty 5 sec for Stewards Dwcision n. 18
12.32	37 K. SZTUKA	Time Penalty 5 sec for Stewards Dwcision n. 13
12.32	66 R. LIU	Time Penalty 5 sec for Stewards Dwcision n. 15

Stewards : Ronny Guarini Annalisa Ronchetti Raffaele Giammaria
 Start 08:44 End 09:18
 25/06/2023



ACI Racing Weekend Monza, 24-25 Giugno 2023

Italian F4 Championship - Results by Class Race 2

Rookie

Laps 16 = 92,688 km - Avg 169,265 km/h - Race Time 32'51.330

No.	Driver	Nat	Entrant	Team	Car	Laps	Time	Gap	Rel.	Fastest Lap
1	23 LINDBLAD Arvid	GBR	Prema Racing	Prema Racing	Tatuus F4-T421	16	32'51.330			15 1'53.357
2	47 LACORTE Nicola	ITA	Prema Racing	Prema Racing	Tatuus F4-T421	16	32'59.683	8.353	8.353	13 1'53.023
3	12 PRADEL Gianmarco	AUS	US Racing	US Racing	Tatuus F4-T421	16	33'02.926	11.596	3.243	13 1'53.450
4	29 ELKIN Ariel	ISR	Jenzer Motorsport	Jenzer Motorsport	Tatuus F4-T421	16	33'03.410	12.080	0.484	16 1'53.600
5P	14 AL DHAHERI Rashid	UAE	Prema Racing	Prema Racing	Tatuus F4-T421	16	33'04.365	13.035	0.955	14 1'53.475
6P	20 DAVID Zachary	MLT	US Racing	US Racing	Tatuus F4-T421	16	33'04.393	13.063	0.028	11 1'53.334
7	7 FERREIRA Matheus	BRA	Van Amersfoort Racing	Van Amersfoort Racing	Tatuus F4-T421	16	33'04.969	13.639	0.576	16 1'53.874
8	45 BEETON Jack	AUS	Van Amersfoort Racing	Van Amersfoort Racing	Tatuus F4-T421	16	33'06.751	15.421	1.782	13 1'53.566
9P	66 LIU Ruiqi	CHN	US Racing	US Racing	Tatuus F4-T421	16	33'11.285	19.955	4.534	15 1'53.560
10	61 WIEBELHAUS Finn	DEU	Jenzer Motorsport	Jenzer Motorsport	Tatuus F4-T421	16	33'11.991	20.661	0.706	10 1'54.202
11	21 HAUSMANN Tina	CHE	AKM Motorsport	AKM Motorsport	Tatuus F4-T421	16	33'12.796	21.466	0.805	15 1'54.278
12	93 QUINTARELLI Matteo	UAE	R-ace GP	R-ace GP	Tatuus F4-T421	16	33'18.033	26.703	5.237	10 1'54.659
13	63 LUCHETTI Guido	ITA	Airflow Racing	Airflow Racing	Tatuus F4-T421	16	33'20.681	29.351	2.648	10 1'54.879
14	31 BOHRA Akshay	SGP	US Racing	US Racing	Tatuus F4-T421	15	31'00.130	1 Lap	1 Lap	11 1'53.357
15	8 TAPONEN Tuukka	FIN	Prema Racing	Prema Racing	Tatuus F4-T421	15	31'00.726	1 Lap	0.596	11 1'53.162
----- Not Classified -----										
RET	48 EGOZI James	USA	PHM Racing	PHM Racing	Tatuus F4-T421	10	22'32.725	6 Laps		9 1'54.793

Starting: 16 Classified: 15 Not Classified: 0 Retired: 1 Not Started: 0
 Fastest Lap N. 13 No. 47 Nicola Lacorte Time 1'53.023 Avg. 184,518 Km/h

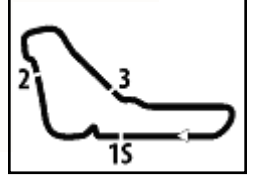
Humidity:	52%	AIR	25°C
Condition:	DRY	Track	27°C

Clerk of the Course : Renato Schmidt

Race Director : Alessandro Ferrari

25/06/2023 Start 08:44 End 09:18





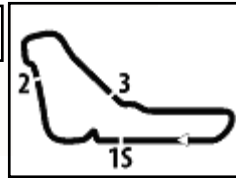
Autodromo Monza 5.793 m

ACI Racing Weekend Monza, 24-25 Giugno 2023
Italian F4 Championship - Lap Chart Race 2

	Lap															
	1	2	3	4	5	6	7	8	9	10	11	12	13	14	15	16
1	23	23	23	23	23	23	23	23	23	23	23	23	23	23	23	23
2	37	37	37	37	37	37	37	37	37	37	37	37	37	37	37	37
3	3	3	3	3	3	15	15	15	15	15	15	15	15	15	3	3
4	15	15	15	15	15	31	31	31	3	3	3	3	3	3	15	15
5	13	13	13	31	31	3	3	3	31	31	31	31	31	31	31	13
6	31	31	31	8	8	8	8	8	8	8	8	8	8	9	9	14
7	8	8	8	9	9	47	47	9	9	9	9	9	9	8	8	20
8	14	9	9	47	47	9	9	14	13	13	13	13	13	13	13	9
9	9	14	47	13	13	14	14	13	14	14	14	20	20	20	20	10
10	12	47	14	14	14	20	20	20	20	20	47	47	47	14	14	47
11	47	12	17	12	12	13	13	10	10	47	47	14	14	14	10	12
12	20	17	12	20	20	10	10	47	47	10	10	10	10	10	47	29
13	17	20	20	10	10	29	29	29	29	29	29	29	29	12	12	7
14	29	29	29	29	29	12	7	7	7	7	7	12	12	29	29	27
15	10	10	10	48	48	7	12	12	12	45	12	7	7	7	27	87
16	76	48	48	76	76	93	93	45	45	12	27	27	27	27	7	66
17	18	76	76	93	93	18	45	93	93	93	45	45	45	87	87	57
18	48	18	7	7	7	45	18	18	27	27	87	87	87	66	66	45
19	16	7	18	18	18	27	27	18	87	93	66	66	66	57	57	61
20	7	45	93	45	45	61	87	66	87	57	66	57	57	45	45	78
21	45	93	45	66	66	66	66	87	57	66	57	61	61	61	61	21
22	93	16	66	87	87	87	61	57	66	61	61	93	78	78	78	86
23	66	66	27	57	57	21	57	61	61	18	78	78	21	21	21	93
24	27	27	87	27	27	57	21	21	78	78	21	21	93	93	86	63
25	87	87	61	61	61	86	78	78	21	21	86	86	86	86	93	11
26	61	61	57	21	21	78	86	86	86	86	63	63	63	63	63	
27	21	21	21	86	86	63	11	11	11	63	11	11	11	11	11	
28	86	57	86	63	63	11	63	63	63	11	18	18	18	18	18	
29	63	86	63	11	11	48	48	48	48							
30	57	63	11	78	78	76										
31	11	11	78													
32	78	78														

Final Result		
1	23 LINDBLAD A.	Laps 16
2	37 SZTUKA K.	0.442
3	3 UGOCHUKWU U.	0.819
4	15 BADOER B.	1.591
5	13 WHARTON J.	6.821
6	14 AL DHAHERI R.	8.035
7	20 DAVID Z.	8.063
8	9 SPINA A.	8.169
9	10 KLUSS V.	8.215
10	47 LACORTE N.	8.353
11	12 PRADEL G.	11.596
12	29 ELKIN A.	12.080
13	7 FERREIRA M.	13.639
14	27 ISCHER E.	14.157
15	87 LUND F.	14.412
16	66 LIU R.	14.955
17	57 BHIROMBHAKDI N.	15.127
18	45 BEETON J.	15.421
19	61 WIEBELHAUS F.	20.661
20	78 BLOKHINA V.	21.307
21	21 HAUSMANN T.	21.466
22	86 DE LA TORRE RAMIR	24.116
23	93 QUINTARELLI M.	26.703
24	63 LUCHETTI G.	29.351
25	11 AKHMEDKHODJAEV	29.945
26	31 BOHRA A.	1 Lap
27	8 TAPONEN T.	1 Lap
28	18 FRASSINETI A.	1 Lap
RET	48 EGOZI J.	6 Laps
RET	76 NARAC R.	10 Laps
RET	17 DOMINGUES I.	13 Laps
RET	16 NOBELS A.	14 Laps





ACI Racing Weekend Monza, 24-25 Giugno 2023

Italian F4 Championship - Best Sectors & Speed Race 2

RESULTS

			Laps
1	23 LINDBLAD Arvid	Tatuus F4-T421	16
2	37 SZTUKA Kacper	Tatuus F4-T421	0.442
3	3 UGOCHUKWU Ugo	Tatuus F4-T421	0.819
4	15 BADOER Brando	Tatuus F4-T421	1.591
5	13 WHARTON James	Tatuus F4-T421	6.821
6	14 AL DHAHERI Rashid	Tatuus F4-T421	8.035
7	20 DAVID Zachary	Tatuus F4-T421	8.063
8	9 SPINA Alfio	Tatuus F4-T421	8.169
9	10 KLUSS Valentin	Tatuus F4-T421	8.215
10	47 LACORTE Nicola	Tatuus F4-T421	8.353
11	12 PRADEL Gianmarco	Tatuus F4-T421	11.596
12	29 ELKIN Ariel	Tatuus F4-T421	12.080
13	7 FERREIRA Matheus	Tatuus F4-T421	13.639
14	27 ISCHER Ethan	Tatuus F4-T421	14.157
15	87 LUND Frederik	Tatuus F4-T421	14.412
16	66 LIU Ruiqi	Tatuus F4-T421	14.955
17	57 BHIROMBHAKDI Nandavhud	Tatuus F4-T421	15.127
18	45 BEETON Jack	Tatuus F4-T421	15.421
19	61 WIEBELHAUS Finn	Tatuus F4-T421	20.661
20	78 BLOKHINA Viktoria	Tatuus F4-T421	21.307
21	21 HAUSMANN Tina	Tatuus F4-T421	21.466
22	86 DE LA TORRE RAMIREZ Dieg	Tatuus F4-T421	24.116
23	93 QUINTARELLI Matteo	Tatuus F4-T421	26.703
24	63 LUCHETTI Guido	Tatuus F4-T421	29.351
25	11 AKHMEDKHODJAEV Ismail	Tatuus F4-T421	29.945
26	31 BOHRA Akshay	Tatuus F4-T421	1 Lap
27	8 TAPONEN Tuukka	Tatuus F4-T421	1 Lap
28	18 FRASSINETI Andrea	Tatuus F4-T421	1 Lap
RET	48 EGOZI James	Tatuus F4-T421	6 Laps
RET	76 NARAC Raphael	Tatuus F4-T421	10 Laps
RET	17 DOMINGUES Ivan	Tatuus F4-T421	13 Laps
RET	16 NOBELS Aurelia Corine	Tatuus F4-T421	14 Laps

SPEED

1	93 QUINTARELLI Matteo	Tatuus F4-T421	250,0
2	9 SPINA Alfio	Tatuus F4-T421	248,3
3	57 BHIROMBHAKDI Nandavhud	Tatuus F4-T421	248,3
4	31 BOHRA Akshay	Tatuus F4-T421	248,3
5	12 PRADEL Gianmarco	Tatuus F4-T421	248,3
6	13 WHARTON James	Tatuus F4-T421	248,3
7	78 BLOKHINA Viktoria	Tatuus F4-T421	247,7
8	21 HAUSMANN Tina	Tatuus F4-T421	247,7
9	20 DAVID Zachary	Tatuus F4-T421	247,7
10	27 ISCHER Ethan	Tatuus F4-T421	247,1
11	14 AL DHAHERI Rashid	Tatuus F4-T421	247,1
12	10 KLUSS Valentin	Tatuus F4-T421	247,1
13	29 ELKIN Ariel	Tatuus F4-T421	246,6
14	47 LACORTE Nicola	Tatuus F4-T421	246,6
15	7 FERREIRA Matheus	Tatuus F4-T421	246,6
16	45 BEETON Jack	Tatuus F4-T421	246,6
17	8 TAPONEN Tuukka	Tatuus F4-T421	246,6
18	66 LIU Ruiqi	Tatuus F4-T421	246,6
19	76 NARAC Raphael	Tatuus F4-T421	246,0
20	3 UGOCHUKWU Ugo	Tatuus F4-T421	245,5
21	87 LUND Frederik	Tatuus F4-T421	245,5
22	61 WIEBELHAUS Finn	Tatuus F4-T421	245,5
23	86 DE LA TORRE RAMIREZ Dieg	Tatuus F4-T421	245,5
24	11 AKHMEDKHODJAEV Ismail	Tatuus F4-T421	245,5
25	15 BADOER Brando	Tatuus F4-T421	244,9
26	48 EGOZI James	Tatuus F4-T421	244,9
27	63 LUCHETTI Guido	Tatuus F4-T421	244,9
28	16 NOBELS Aurelia Corine	Tatuus F4-T421	244,3
29	17 DOMINGUES Ivan	Tatuus F4-T421	242,2
30	37 SZTUKA Kacper	Tatuus F4-T421	242,2
31	18 FRASSINETI Andrea	Tatuus F4-T421	240,5
32	23 LINDBLAD Arvid	Tatuus F4-T421	236,8

SEG. 1

1	8 TAPONEN Tuukka	11.125
2	13 WHARTON James	11.158
3	48 EGOZI James	11.160
4	12 PRADEL Gianmarco	11.179
5	27 ISCHER Ethan	11.187
6	47 LACORTE Nicola	11.190
7	14 AL DHAHERI Rashid	11.196
8	78 BLOKHINA Viktoria	11.224
9	7 FERREIRA Matheus	11.225
10	3 UGOCHUKWU Ugo	11.229
11	93 QUINTARELLI Matteo	11.233
12	66 LIU Ruiqi	11.235
13	45 BEETON Jack	11.244
14	57 BHIROMBHAKDI Nanda	11.247
15	61 WIEBELHAUS Finn	11.252
16	9 SPINA Alfio	11.262
17	16 NOBELS Aurelia Corine	11.269
18	29 ELKIN Ariel	11.275
19	20 DAVID Zachary	11.277
20	31 BOHRA Akshay	11.285
21	87 LUND Frederik	11.306
22	21 HAUSMANN Tina	11.309
23	86 DE LA TORRE RAMIRE	11.327
24	76 NARAC Raphael	11.329
25	10 KLUSS Valentin	11.330
26	11 AKHMEDKHODJAEV Is	11.337
27	15 BADOER Brando	11.338
28	63 LUCHETTI Guido	11.351
29	17 DOMINGUES Ivan	11.378
30	18 FRASSINETI Andrea	11.381
31	37 SZTUKA Kacper	11.385
32	23 LINDBLAD Arvid	11.634

SEG. 2

1	47 LACORTE Nicola	25.099
2	12 PRADEL Gianmarco	25.148
3	8 TAPONEN Tuukka	25.151
4	31 BOHRA Akshay	25.164
5	93 QUINTARELLI Matteo	25.165
6	37 SZTUKA Kacper	25.173
7	10 KLUSS Valentin	25.177
8	13 WHARTON James	25.203
9	57 BHIROMBHAKDI Nanda	25.207
10	20 DAVID Zachary	25.219
11	15 BADOER Brando	25.228
12	9 SPINA Alfio	25.242
13	3 UGOCHUKWU Ugo	25.248
14	45 BEETON Jack	25.262
15	27 ISCHER Ethan	25.267
16	23 LINDBLAD Arvid	25.274
17	21 HAUSMANN Tina	25.304
18	66 LIU Ruiqi	25.312
19	14 AL DHAHERI Rashid	25.322
20	87 LUND Frederik	25.350
21	29 ELKIN Ariel	25.380
22	78 BLOKHINA Viktoria	25.396
23	7 FERREIRA Matheus	25.413
24	86 DE LA TORRE RAMIRE	25.435
25	48 EGOZI James	25.498
26	61 WIEBELHAUS Finn	25.504
27	11 AKHMEDKHODJAEV Is	25.508
28	63 LUCHETTI Guido	25.517
29	18 FRASSINETI Andrea	25.706
30	76 NARAC Raphael	25.727
31	17 DOMINGUES Ivan	25.793
32	16 NOBELS Aurelia Corine	26.065

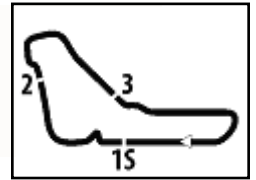
SEG. 3

1	47 LACORTE Nicola	37.831
2	23 LINDBLAD Arvid	37.836
3	3 UGOCHUKWU Ugo	37.839
4	8 TAPONEN Tuukka	37.875
5	18 FRASSINETI Andrea	37.877
6	37 SZTUKA Kacper	37.888
7	29 ELKIN Ariel	37.895
8	15 BADOER Brando	37.935
9	13 WHARTON James	37.949
10	11 AKHMEDKHODJAEV Is	37.951
11	9 SPINA Alfio	37.953
12	27 ISCHER Ethan	37.975
13	14 AL DHAHERI Rashid	37.984
14	20 DAVID Zachary	38.000
15	66 LIU Ruiqi	38.010
16	31 BOHRA Akshay	38.040
17	12 PRADEL Gianmarco	38.072
18	87 LUND Frederik	38.120
19	7 FERREIRA Matheus	38.125
20	10 KLUSS Valentin	38.146
21	45 BEETON Jack	38.190
22	48 EGOZI James	38.226
23	21 HAUSMANN Tina	38.265
24	78 BLOKHINA Viktoria	38.267
25	86 DE LA TORRE RAMIRE	38.312
26	57 BHIROMBHAKDI Nanda	38.330
27	61 WIEBELHAUS Finn	38.349
28	93 QUINTARELLI Matteo	38.522
29	63 LUCHETTI Guido	38.667
30	17 DOMINGUES Ivan	38.786
31	16 NOBELS Aurelia Corine	39.211
32	76 NARAC Raphael	39.361

SEG. 4

1	3 UGOCHUKWU Ugo	38.279
2	13 WHARTON James	38.360
3	47 LACORTE Nicola	38.370
4	15 BADOER Brando	38.403
5	9 SPINA Alfio	38.411
6	37 SZTUKA Kacper	38.422
7	8 TAPONEN Tuukka	38.442
8	45 BEETON Jack	38.453
9	20 DAVID Zachary	38.461
10	23 LINDBLAD Arvid	38.527
11	14 AL DHAHERI Rashid	38.547
12	12 PRADEL Gianmarco	38.549
13	10 KLUSS Valentin	38.566
14	31 BOHRA Akshay	38.590
15	66 LIU Ruiqi	38.591
16	7 FERREIRA Matheus	38.630
17	29 ELKIN Ariel	38.633
18	57 BHIROMBHAKDI Nanda	38.639
19	87 LUND Frederik	38.702
20	78 BLOKHINA Viktoria	38.710
21	61 WIEBELHAUS Finn	38.791
22	27 ISCHER Ethan	38.830
23	18 FRASSINETI Andrea	38.904
24	21 HAUSMANN Tina	38.986
25	93 QUINTARELLI Matteo	39.005
26	48 EGOZI James	39.008
27	63 LUCHETTI Guido	39.047
28	11 AKHMEDKHODJAEV Is	39.083
29	86 DE LA TORRE RAMIRE	39.093
30	17 DOMINGUES Ivan	39.131
31	76 NARAC Raphael	39.245
32	16 NOBELS Aurelia Corine	39.576





ACI Racing Weekend Monza, 24-25 Giugno 2023

Italian F4 Championship - Chronological Analysis Race 2

Start at 8:43'54.947

1 / 5

3 U. UGOCHUKWU (1'52.949)							
Lap	Seg.1	Seg.2	Seg.3	Seg.4	Lap Time	km/h	Local Time
1			38.834	38.995	1'56.766		8:45'51.713
2	11.443	25.593	38.618	38.853	1'54.507	242,2	8:47'46.220
3	11.442	25.498	38.436	38.542	1'53.918	242,2	8:49'40.138
4	11.475	25.642	38.986	1'18.157	2'34.260	241,6	8:52'14.398
5	25.815	53.559	1'06.121	1'13.370	3'38.865	108,8	8:55'53.263
6	11.800	26.449	39.152	38.905	1'56.306	235,8	8:57'49.569
7	11.291	25.933	38.513	38.699	1'54.436	244,3	8:59'44.005
8	11.229	25.895	38.679	38.529	1'54.332	242,2	9:01'38.337
9	11.350	25.674	38.161	38.581	1'53.766	238,4	9:03'32.103
10	11.575	25.320	37.839	38.637	1'53.371	237,4	9:05'25.474
11	11.376	25.408	38.063	38.685	1'53.532	245,5	9:07'19.006
12	11.340	25.528	38.300	38.697	1'53.865	245,5	9:09'12.871
13	11.330	25.288	38.454	38.365	1'53.437	243,2	9:11'06.308
14	11.306	25.356	38.920	38.582	1'54.164	245,5	9:13'00.472
15	11.264	25.392	38.611	38.408	1'53.675	244,9	9:14'54.147
16	11.511	25.248	37.911	38.279	1'52.949	238,4	9:16'47.096
Race Time 32'52.149							

7 M. FERREIRA (1'53.874)							
Lap	Seg.1	Seg.2	Seg.3	Seg.4	Lap Time	km/h	Local Time
1			40.370	39.340	2'02.415		8:45'57.362
2	11.284	25.998	39.187	39.396	1'55.865	246,6	8:47'53.227
3	11.468	26.224	39.249	39.134	1'56.075	243,2	8:49'49.302
4	11.547	26.044	40.200	1'16.164	2'33.955	241,6	8:52'23.257
5	27.999	53.268	1'04.450	1'07.390	3'33.107	79,6	8:55'56.364
6	11.520	26.374	40.100	39.353	1'57.347	229,8	8:57'53.711
7	11.225	26.071	38.551	38.694	1'54.541	245,5	8:59'48.252
8	11.465	25.466	38.125	39.303	1'54.359	242,2	9:01'42.611
9	11.374	26.185	38.652	38.703	1'54.914	236,8	9:03'37.525
10	11.344	25.528	38.536	39.532	1'54.940	240,5	9:05'32.465
11	11.756	26.340	39.388	38.841	1'56.325	236,3	9:07'28.790
12	11.636	25.533	38.450	38.630	1'54.249	234,8	9:09'23.039
13	11.446	25.413	38.241	38.783	1'53.883	241,1	9:11'16.922
14	11.572	25.480	38.335	38.776	1'54.163	238,4	9:13'11.085
15	11.440	25.435	38.510	39.572	1'54.957	240,0	9:15'06.042
16	11.464	25.462	38.216	38.732	1'53.874	237,9	9:16'59.916
Race Time 33'04.969							

8 T. TAPONEN (1'53.162)							
Lap	Seg.1	Seg.2	Seg.3	Seg.4	Lap Time	km/h	Local Time
1			39.845	38.922	1'58.394		8:45'53.341
2	11.251	25.736	38.613	38.963	1'54.563	239,5	8:47'47.904
3	11.363	25.419	38.224	38.829	1'53.835	243,8	8:49'41.739
4	11.326	25.571	39.638	1'18.344	2'34.879	243,8	8:52'16.618
5	26.334	53.649	1'05.438	1'11.718	3'37.139	118,3	8:55'53.757
6	11.504	26.419	39.360	38.990	1'56.273	229,3	8:57'50.030
7	11.387	25.450	38.772	38.806	1'54.415	246,0	8:59'44.445
8	11.379	25.413	39.042	38.650	1'54.884	241,6	9:01'38.929
9	11.422	25.293	38.737	38.686	1'54.138	242,2	9:03'33.067
10	11.499	25.303	38.750	38.481	1'54.033	238,9	9:05'27.100
11	11.551	25.233	37.875	38.503	1'53.162	237,4	9:07'20.262
12	11.530	25.151	37.941	38.789	1'53.411	240,0	9:09'13.673
13	11.430	25.199	38.381	38.752	1'53.762	244,3	9:11'07.435
14	11.346	25.665	38.430	38.442	1'53.883	245,5	9:13'01.318
15	11.125	25.460	38.888	38.882	1'54.355	246,6	9:14'55.673
Race Time 31'00.726							

9 A. SPINA (1'53.113)							
Lap	Seg.1	Seg.2	Seg.3	Seg.4	Lap Time	km/h	Local Time
1			40.176	39.119	1'59.122		8:45'54.069
2	11.330	25.375	38.780	38.647	1'54.132	248,3	8:47'48.201
3	11.315	25.387	38.486	38.642	1'53.830	242,7	8:49'42.031
4	11.302	25.427	39.761	1'18.487	2'34.977	242,7	8:52'17.008
5	26.570	53.350	1'05.556	1'11.646	3'37.122	107,9	8:55'54.130

6	11.555	26.555	39.973	38.790	1'56.873	244,9	8:57'51.003
7	11.427	25.323	38.733	38.749	1'54.232	240,0	8:59'45.235
8	11.262	25.422	38.798	38.604	1'54.086	247,7	9:01'39.321
9	11.393	25.854	38.147	38.411	1'53.805	242,2	9:03'33.126
10	11.376	25.380	39.028	38.652	1'54.436	244,3	9:05'27.562
11	11.416	25.290	38.082	38.611	1'53.399	242,7	9:07'20.961
12	11.468	25.272	37.953	38.420	1'53.113	241,6	9:09'14.074
13	11.345	25.242	38.301	38.503	1'53.391	245,5	9:11'07.465
14	11.347	25.533	38.145	38.633	1'53.658	244,3	9:13'01.123
15	11.323	25.386	38.851	38.748	1'54.308	240,5	9:14'55.431
16	11.330	27.116	40.043	40.526	1'59.015	245,5	9:16'54.446
Race Time 32'59.499 + 5.000Pen							

10 V. KLUSS (1'53.580)							
Lap	Seg.1	Seg.2	Seg.3	Seg.4	Lap Time	km/h	Local Time
1			39.883	39.803	2'01.054		8:45'56.001
2	11.378	26.069	39.224	39.178	1'55.849	247,1	8:47'51.850
3	11.447	25.657	39.948	38.965	1'56.017	236,3	8:49'47.867
4	11.414	25.451	39.352	1'16.514	2'32.731	238,9	8:52'20.598
5	27.877	52.694	1'04.913	1'09.509	3'34.993	80,5	8:55'55.591
6	11.379	26.322	40.331	39.391	1'57.423	243,2	8:57'53.014
7	11.533	25.487	38.323	38.709	1'54.052	241,1	8:59'47.066
8	11.469	25.623	38.382	38.720	1'54.194	243,8	9:01'41.260
9	11.398	25.290	38.523	38.671	1'53.882	242,2	9:03'35.142
10	11.379	25.299	38.827	39.133	1'54.638	244,3	9:05'29.780
11	11.335	25.370	38.309	38.566	1'53.580	247,1	9:07'23.360
12	11.490	25.321	38.754	38.836	1'54.401	241,6	9:09'17.761
13	11.451	25.249	38.428	38.743	1'53.871	243,8	9:11'11.632
14	11.448	25.421	38.146	38.705	1'53.720	241,1	9:13'05.352
15	11.479	25.177	38.719	38.658	1'54.033	240,0	9:14'59.385
16	11.330	25.707	38.649	39.421	1'55.107	244,9	9:16'54.492
Race Time 32'59.545							

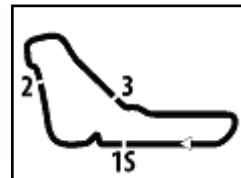
11 I. AKHMEDKHODJAEV (1'54.782)							
Lap	Seg.1	Seg.2	Seg.3	Seg.4	Lap Time	km/h	Local Time
1			41.096	41.166	2'07.563		8:46'02.510
2	11.440	26.049	39.468	39.904	1'56.861	241,6	8:47'59.371
3	11.570	25.802	38.705	39.346	1'55.423	240,5	8:49'54.794
4	11.458	25.934	42.842	1'17.238	2'37.472	242,2	8:52'32.266
5	28.484	53.101	1'03.532	1'02.154	3'27.271	93,3	8:55'59.537
6	11.478	27.198	40.956	39.587	1'59.219	217,7	8:57'58.756
7	11.385	26.072	39.995	39.416	1'56.868	243,2	8:59'55.624
8	11.377	26.031	39.663	39.083	1'56.154	245,5	9:01'51.778
9	11.474	26.085	37.951	39.272	1'54.782	240,5	9:03'46.560
10	11.420	25.772	38.868	39.784	1'55.844	244,3	9:05'42.404
11	11.337	26.287	39.207	40.120	1'56.951	243,2	9:07'39.355
12	11.456	26.063	39.152	39.247	1'55.918	244,9	9:09'35.273
13	11.507	25.508	38.712	39.356	1'55.083	240,0	9:11'30.356
14	11.502	25.652	38.804	39.346	1'55.304	241,1	9:13'25.660
15	11.459	25.668	38.913	39.224	1'55.264	242,2	9:15'20.924
16	11.482	25.767	38.602	39.447	1'55.298	241,6	9:17'16.222
Race Time 33'21.275							

12 G. PRADEL (1'53.450)							
Lap	Seg.1	Seg.2	Seg.3	Seg.4	Lap Time	km/h	Local Time
1			40.063	39.291	1'59.483		8:45'54.430
2	11.279	25.977	39.455	38.827	1'55.538	243,8	8:47'49.968
3	11.451	27.171	38.883	39.210	1'56.715	240,0	8:49'46.683
4	11.428	25.636	38.097	1'17.564	2'32.725	240,5	8:52'19.408
5	27.772	52.747	1'05.004	1'10.156	3'35.679	84,8	8:55'55.087
6	11.460	26.786	40.626	39.590	1'58.462	246,6	8:57'53.549
7	11.354	26.079	38.936	38.799	1'55.168	242,7	8:59'48.717
8	11.326	25.405	38.187	39.129	1'54.047	248,3	9:01'42.764
9	11.179	26.236	38.701	39.316	1'55.432	246,0	9:03'38.196
10	11.455	25.592	38.253	39.246	1'54.546	237,9	9:05'32.742
11	11.602	26.166	39.572	38.914	1'56.254	229,3	9:07'28.996

25/06/2023

P = Pits In/Out - C = Lap Time Cancelled





ACI Racing Weekend Monza, 24-25 Giugno 2023

Italian F4 Championship - Chronological Analysis Race 2

Start at 8:43'54.947

2 / 5

12	11.398	25.442	38.176	38.637	1'53.653	238,9	9:09'22.649
13	11.439	25.148	38.314	38.549	1'53.450	244,3	9:11'16.099
14	11.352	25.785	38.302	38.804	1'54.243	242,7	9:13'10.342
15	11.567	25.472	38.189	38.800	1'54.028	237,4	9:15'04.370
16	11.560	25.245	38.072	38.626	1'53.503	240,5	9:16'57.873
Race Time 33'02.926							

16 A. NOBELS (1'57.168)							
Lap	Seg.1	Seg.2	Seg.3	Seg.4	Lap Time	km/h	Local Time
1			40.173	39.576	2'02.127		8:45'57.074
2	11.326	26.065	39.211	40.566	1'57.168	244,3	8:47'54.242
Race Time 3'59.295							

13 J. WHARTON (1'53.023)							
Lap	Seg.1	Seg.2	Seg.3	Seg.4	Lap Time	km/h	Local Time
1			39.291	38.821	1'57.624		8:45'52.571
2	11.432	25.408	38.695	38.981	1'54.516	246,6	8:47'47.087
3	11.400	25.441	38.448	38.710	1'53.999	244,3	8:49'41.086
4	11.371	25.583	41.277	1'18.973	2'37.204	243,8	8:52'18.290
5	27.576	52.647	1'05.029	1'11.030	3'36.282	86,8	8:55'54.572
6	11.473	26.302	40.768	38.872	1'57.415	246,0	8:57'51.987
7	11.348	25.563	38.437	38.684	1'54.032	246,6	8:59'46.019
8	11.158	25.753	38.523	38.534	1'53.968	246,0	9:01'39.987
9	11.327	25.416	38.866	38.545	1'54.154	243,2	9:03'34.141
10	11.435	25.561	38.547	38.562	1'54.105	240,5	9:05'28.246
11	11.481	25.333	38.111	38.490	1'53.415	241,1	9:07'21.661
12	11.458	25.290	37.976	38.414	1'53.138	244,3	9:09'14.799
13	11.458	25.256	37.949	38.360	1'53.023	242,2	9:11'07.822
14	11.211	25.744	38.648	38.391	1'53.994	246,0	9:13'01.816
15	11.347	25.203	38.693	38.958	1'54.201	243,8	9:14'56.017
16	11.285	27.053	39.547	39.196	1'57.081	248,3	9:16'53.098
Race Time 32'58.151							

17 I. DOMINGUES (1'55.233)							
Lap	Seg.1	Seg.2	Seg.3	Seg.4	Lap Time	km/h	Local Time
1			40.161	39.346	2'00.502		8:45'55.449
2	11.378	25.905	38.966	39.562	1'55.811	242,2	8:47'51.260
3	11.523	25.793	38.786	39.131	1'55.233	240,0	8:49'46.493
Race Time 5'51.546							

14 R. AL DHAHERI (1'53.475)							
Lap	Seg.1	Seg.2	Seg.3	Seg.4	Lap Time	km/h	Local Time
1			39.998	39.071	1'58.837		8:45'53.784
2	11.431	25.404	39.543	38.761	1'55.139	240,5	8:47'48.923
3	11.560	25.725	38.418	38.702	1'54.405	220,9	8:49'43.328
4	11.478	25.394	39.507	1'19.201	2'35.580	241,6	8:52'18.908
5	27.556	52.870	1'04.753	1'10.573	3'35.752	86,8	8:55'54.660
6	11.495	26.249	39.909	38.896	1'56.549	241,1	8:57'51.209
7	11.218	25.417	38.705	38.765	1'54.105	244,3	8:59'45.314
8	11.267	25.687	38.654	38.547	1'54.155	242,7	9:01'39.469
9	11.196	26.018	38.629	38.900	1'54.743	242,7	9:03'34.212
10	11.456	25.447	38.819	38.688	1'54.410	239,5	9:05'28.622
11	11.372	25.445	38.007	38.663	1'53.487	247,1	9:07'22.109
12	11.410	25.589	39.367	38.780	1'55.146	243,2	9:09'17.255
13	11.394	25.322	38.480	38.651	1'53.847	242,7	9:11'11.102
14	11.480	25.384	37.984	38.627	1'53.475	240,5	9:13'04.577
15	11.474	25.480	38.524	38.997	1'54.475	241,6	9:14'59.052
16	11.327	25.991	38.542	39.400	1'55.260	244,9	9:16'54.312
Race Time 32'59.365 + 5.000Pen							

18 A. FRASSINETI (1'54.742)							
Lap	Seg.1	Seg.2	Seg.3	Seg.4	Lap Time	km/h	Local Time
1			39.628	39.475	2'01.340		8:45'56.287
2	11.381	26.404	39.457	39.618	1'56.860	232,3	8:47'53.147
3	11.538	26.051	38.890	39.681	1'56.160	238,4	8:49'49.307
4	11.670	25.932	40.838	1'15.954	2'34.394	231,3	8:52'23.701
5	28.095	53.194	1'04.488	1'06.976	3'32.753	75,1	8:55'56.454
6	11.518	27.232	40.079	40.258	1'59.087	238,4	8:57'55.541
7	11.533	26.012	38.622	39.115	1'55.282	240,5	8:59'50.823
8	11.537	26.103	38.582	39.140	1'55.362	238,9	9:01'46.185
9	11.615	26.346	37.877	38.904	1'54.742	236,8	9:03'40.927
10	11.522	25.979	38.980	40.297	1'56.778	240,0	9:05'37.705
11	11.562	27.464	38.937	46.591	2'04.554P	240,0	9:07'42.259
12	1'03.408	26.653	38.696	39.299	2'48.056P	188,2	9:10'30.315
13	11.903	25.706	38.401	38.967	1'54.977	231,3	9:12'25.292
14	11.817	25.816	38.230	38.990	1'54.853	230,8	9:14'20.145
15	11.842	25.964	38.427	39.122	1'55.355	232,3	9:16'15.500
Race Time 32'20.553							

15 B. BADOER (1'53.342)							
Lap	Seg.1	Seg.2	Seg.3	Seg.4	Lap Time	km/h	Local Time
1			38.798	38.990	1'57.213		8:45'52.160
2	11.439	25.528	38.681	38.908	1'54.556	241,6	8:47'46.716
3	11.446	25.367	38.432	38.770	1'54.015	241,6	8:49'40.731
4	11.445	25.244	39.360	1'18.291	2'34.340	241,6	8:52'15.071
5	25.972	53.360	1'06.216	1'12.848	3'38.396	109,8	8:55'53.467
6	11.582	26.232	38.615	38.684	1'55.113	238,4	8:57'48.580
7	11.338	25.817	38.780	38.795	1'54.730	243,8	8:59'43.310
8	11.391	25.469	37.935	38.598	1'53.393	243,8	9:01'36.703
9	11.375	25.590	38.200	38.703	1'53.868	243,8	9:03'30.571
10	11.397	25.592	38.824	38.674	1'54.487	242,2	9:05'25.058
11	11.364	25.425	38.240	38.558	1'53.587	244,9	9:07'18.645
12	11.446	25.519	38.257	38.697	1'53.919	242,2	9:09'12.564
13	11.484	25.310	38.119	38.457	1'53.370	240,5	9:11'05.934
14	11.440	25.482	38.680	38.653	1'54.255	240,5	9:13'00.189
15	11.446	25.470	39.018	38.403	1'54.337	240,5	9:14'54.526
16	11.347	25.228	38.176	38.591	1'53.342	244,3	9:16'47.868
Race Time 32'52.921							

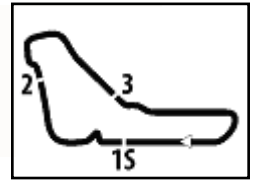
20 Z. DAVID (1'53.334)							
Lap	Seg.1	Seg.2	Seg.3	Seg.4	Lap Time	km/h	Local Time
1			40.321	39.065	2'00.017		8:45'54.964
2	11.348	25.493	39.769	40.137	1'56.747	244,9	8:47'51.711
3	11.379	25.577	39.522	38.696	1'55.174	247,7	8:49'46.885
4	11.409	26.096	38.236	1'17.361	2'33.102	238,4	8:52'19.987
5	27.876	52.779	1'04.816	1'09.932	3'35.403	83,0	8:55'55.390
6	11.442	26.439	39.489	38.868	1'56.238	246,6	8:57'51.628
7	11.366	25.509	38.319	38.997	1'54.191	243,8	8:59'45.819
8	11.396	25.706	38.946	38.907	1'54.955	241,6	9:01'40.774
9	11.457	25.337	38.480	38.595	1'53.869	240,5	9:03'34.643
10	11.313	25.505	38.731	38.887	1'54.436	243,2	9:05'29.079
11	11.414	25.219	38.206	38.495	1'53.334	241,1	9:07'22.413
12	11.277	25.466	38.000	38.601	1'53.344	245,5	9:09'15.757
13	11.549	25.321	38.120	38.576	1'53.566	239,5	9:11'09.323
14	11.524	25.302	38.256	38.461	1'53.543	235,8	9:13'02.866
15	11.501	27.044	38.511	38.804	1'55.860	238,9	9:14'58.726
16	11.582	25.661	38.258	40.113	1'55.614	237,9	9:16'54.340
Race Time 32'59.393 + 5.000Pen							

21 T. HAUSMANN (1'54.278)							
Lap	Seg.1	Seg.2	Seg.3	Seg.4	Lap Time	km/h	Local Time
1			40.724	39.888	2'04.999		8:45'59.946
2	11.473	25.522	39.778	39.569	1'56.342	246,0	8:47'56.288
3	11.457	25.650	39.117	40.212	1'56.436	241,6	8:49'52.724
4	11.375	26.118	42.640	1'16.460	2'36.593	231,8	8:52'29.317
5	28.188	53.448	1'03.845	1'03.638	3'29.119	104,3	8:55'58.436
6	11.332	26.531	40.700	40.033	1'58.596	244,3	8:57'57.032
7	11.578	26.529	39.078	39.211	1'56.396	232,3	8:59'53.428
8	11.313	25.486	39.278	39.261	1'55.338	246,6	9:01'48.766
9	11.356	25.356	39.660	39.021	1'55.393	246,0	9:03'44.159
10	11.309	25.407	38.587	39.059	1'54.362	247,7	9:05'38.521
11	11.393	26.647	38.447	39.305	1'55.792	243,2	9:07'34.313
12	11.580	25.472	38.265	39.077	1'54.394	240,0	9:09'28.707

25/06/2023

P = Pits In/Out - C = Lap Time Cancelled





ACI Racing Weekend Monza, 24-25 Giugno 2023

Italian F4 Championship - Chronological Analysis Race 2

Start at 8:43'54.947

3 / 5

13	11.459	25.304	38.602	39.326	1'54.691	242,2	9:11'23.398
14	11.524	25.330	38.325	39.121	1'54.300	240,5	9:13'17.698
15	11.504	25.463	38.325	38.986	1'54.278	238,9	9:15'11.976
16	11.322	25.998	39.033	39.414	1'55.767	239,5	9:17'07.743
Race Time 33'12.796							

31 A. BOHRA (1'53.357)							
Lap	Seg.1	Seg.2	Seg.3	Seg.4	Lap Time	km/h	Local Time
1			39.555	39.083	1'58.186		8:45'53.133
2	11.424	25.680	38.459	38.842	1'54.405	242,2	8:47'47.538
3	11.365	25.338	38.410	38.735	1'53.848	243,8	8:49'41.386
4	11.285	25.392	39.790	1'17.886	2'34.353	248,3	8:52'15.739
5	26.249	53.403	1'05.926	1'12.329	3'37.907	112,9	8:55'53.646
6	11.426	26.302	38.981	38.892	1'55.601	241,1	8:57'49.247
7	11.451	25.764	38.446	38.921	1'54.582	240,5	8:59'43.829
8	11.391	25.865	38.150	38.951	1'54.357	241,6	9:01'38.186
9	11.577	25.554	38.580	38.741	1'54.452	239,5	9:03'32.638
10	11.439	25.259	38.040	38.644	1'53.382	240,5	9:05'26.020
11	11.437	25.164	38.104	38.652	1'53.357	242,7	9:07'19.377
12	11.361	25.356	38.487	38.590	1'53.794	244,9	9:09'13.171
13	11.312	25.428	38.468	38.743	1'53.951	242,7	9:11'07.122
14	11.443	25.185	38.494	38.614	1'53.736	238,9	9:13'00.858
15	11.306	25.218	39.007	38.688	1'54.219	244,9	9:14'55.077
Race Time 31'00.130							

23 A. LINDBLAD (1'53.357)							
Lap	Seg.1	Seg.2	Seg.3	Seg.4	Lap Time	km/h	Local Time
1			38.454	38.993	1'55.829		8:45'50.776
2	11.758	25.583	38.290	38.923	1'54.554	235,3	8:47'45.330
3	11.742	25.593	38.085	38.865	1'54.285	233,8	8:49'39.615
4	11.732	25.614	38.250	1'18.205	2'33.801	233,8	8:52'13.416
5	25.612	53.226	1'06.541	1'14.050	3'39.429	109,0	8:55'52.845
6	12.011	25.990	38.157	38.942	1'55.100	232,8	8:57'47.945
7	11.725	25.706	38.020	38.789	1'54.240	234,8	8:59'42.185
8	11.684	25.499	37.904	38.658	1'53.745	235,8	9:01'35.930
9	11.686	25.394	38.181	38.613	1'53.874	235,3	9:03'29.804
10	11.715	25.756	38.445	38.563	1'54.479	234,3	9:05'24.283
11	11.702	25.383	37.904	38.587	1'53.576	236,3	9:07'17.859
12	11.711	25.527	37.836	38.589	1'53.663	236,3	9:09'11.522
13	11.694	25.274	37.971	38.596	1'53.535	236,3	9:11'05.057
14	11.665	25.696	37.929	38.527	1'53.817	234,3	9:12'58.874
15	11.634	25.288	37.872	38.563	1'53.357	236,8	9:14'52.231
16	11.647	25.334	38.484	38.581	1'54.046	236,3	9:16'46.277
Race Time 32'51.330							

37 K. SZTUKA (1'53.306)							
Lap	Seg.1	Seg.2	Seg.3	Seg.4	Lap Time	km/h	Local Time
1			38.386	39.062	1'56.317		8:45'51.264
2	11.531	25.671	38.395	38.885	1'54.482	239,5	8:47'45.746
3	11.503	25.599	38.297	38.767	1'54.166	242,2	8:49'39.912
4	11.453	25.691	38.526	1'18.296	2'33.966	240,5	8:52'13.878
5	25.696	53.445	1'06.395	1'13.781	3'39.317	109,9	8:55'53.195
6	11.840	25.964	38.383	38.836	1'55.023	234,8	8:57'48.218
7	11.428	26.007	38.548	38.694	1'54.677	240,0	8:59'42.895
8	11.521	25.255	38.041	38.568	1'53.385	240,0	9:01'36.280
9	11.457	25.345	38.380	38.682	1'53.864	242,2	9:03'30.144
10	11.487	25.658	38.788	38.630	1'54.563	241,6	9:05'24.707
11	11.521	25.364	37.940	38.636	1'53.461	240,5	9:07'18.168
12	11.573	25.568	38.052	38.586	1'53.779	232,8	9:09'11.947
13	11.500	25.304	38.144	38.422	1'53.370	241,1	9:11'05.317
14	11.385	26.042	38.291	38.547	1'54.265	240,0	9:12'59.582
15	11.493	25.345	37.888	38.580	1'53.306	240,5	9:14'52.888
16	11.498	25.173	38.366	38.794	1'53.831	240,0	9:16'46.719
Race Time 32'51.772 + 5.000Pen							

27 E. ISCHER (1'53.786)							
Lap	Seg.1	Seg.2	Seg.3	Seg.4	Lap Time	km/h	Local Time
1			40.327	39.588	2'03.333		8:45'58.280
2	11.316	26.520	39.052	39.498	1'56.386	242,7	8:47'54.666
3	11.187	26.653	38.982	40.592	1'57.414	242,7	8:49'52.080
4	11.699	26.474	40.422	1'16.649	2'35.244	237,9	8:52'27.324
5	28.106	53.468	1'04.361	1'04.610	3'30.545	95,5	8:55'57.869
6	11.334	26.401	40.373	40.621	1'58.729	247,1	8:57'56.598
7	11.491	25.691	38.230	38.949	1'54.361	241,1	8:59'50.959
8	11.417	26.528	38.262	39.140	1'55.347	241,1	9:01'46.306
9	11.482	25.583	38.186	38.891	1'54.142	238,4	9:03'40.448
10	11.454	25.485	38.065	38.915	1'53.919	241,1	9:05'34.367
11	11.595	25.494	38.776	39.214	1'55.079	236,8	9:07'29.446
12	11.447	25.816	37.975	38.836	1'54.074	240,5	9:09'23.520
13	11.461	25.267	38.138	38.920	1'53.786	241,1	9:11'17.306
14	11.426	25.679	38.282	38.917	1'54.304	240,5	9:13'11.610
15	11.456	25.390	38.051	39.401	1'54.298	241,1	9:15'05.908
16	11.621	25.757	38.318	38.830	1'54.526	237,9	9:17'00.434
Race Time 33'05.487							

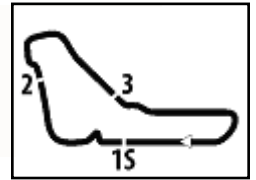
45 J. BEETON (1'53.566)							
Lap	Seg.1	Seg.2	Seg.3	Seg.4	Lap Time	km/h	Local Time
1			40.204	39.519	2'02.756		8:45'57.703
2	11.270	25.740	39.395	39.595	1'56.000	246,6	8:47'53.703
3	11.284	25.989	39.797	39.109	1'56.179	243,2	8:49'49.882
4	11.293	26.214	41.044	1'15.945	2'34.496	233,3	8:52'24.378
5	28.150	53.648	1'04.312	1'06.153	3'32.263	70,7	8:55'56.641
6	11.409	27.229	40.196	40.283	1'59.117	218,2	8:57'55.758
7	11.292	25.900	38.229	38.725	1'54.146	242,7	8:59'49.904
8	11.332	25.417	38.190	38.711	1'53.650	241,1	9:01'43.554
9	11.457	25.276	39.109	38.841	1'54.683	241,6	9:03'38.237
10	11.464	25.757	38.405	38.829	1'54.455	243,8	9:05'32.692
11	11.548	26.062	40.479	38.933	1'57.022	232,3	9:07'29.714
12	11.244	26.009	38.405	38.641	1'54.299	245,5	9:09'24.013
13	11.405	25.262	38.446	38.453	1'53.566	242,7	9:11'17.579
14	11.251	28.214	38.365	38.734	1'56.564	241,6	9:13'14.143
15	11.420	25.417	38.264	38.623	1'53.724	241,6	9:15'07.867
16	11.414	25.339	38.520	38.558	1'53.831	242,2	9:17'01.698
Race Time 33'06.751							

29 A. ELKIN (1'53.600)							
Lap	Seg.1	Seg.2	Seg.3	Seg.4	Lap Time	km/h	Local Time
1			40.168	39.458	2'00.628		8:45'55.575
2	11.275	25.947	39.711	39.292	1'56.225	243,8	8:47'51.800
3	11.374	25.565	40.046	38.925	1'55.910	239,5	8:49'47.710
4	11.609	25.547	39.941	1'16.294	2'33.391	238,4	8:52'21.101
5	27.805	53.059	1'05.163	1'08.881	3'34.908	75,2	8:55'56.009
6	11.653	25.927	40.023	39.789	1'57.392	241,6	8:57'53.401
7	11.410	25.675	38.026	38.889	1'54.000	242,7	8:59'47.401
8	11.341	25.474	38.716	39.596	1'55.127	246,6	9:01'42.528
9	11.314	26.267	38.481	38.782	1'54.844	240,0	9:03'37.372
10	11.581	25.520	38.522	39.469	1'55.092	240,5	9:05'32.464
11	11.762	26.125	38.905	38.804	1'55.596	233,8	9:07'28.060
12	11.747	25.452	38.069	38.633	1'53.901	235,3	9:09'21.961
13	11.715	25.460	37.992	38.691	1'53.858	235,8	9:11'15.819
14	11.702	25.784	38.438	38.893	1'54.817	236,3	9:13'10.636
15	11.443	25.523	38.156	38.999	1'54.121	242,2	9:15'04.757
16	11.493	25.380	37.895	38.832	1'53.600	241,1	9:16'58.357
Race Time 33'03.410							

47 N. LACORTE (1'53.023)							
Lap	Seg.1	Seg.2	Seg.3	Seg.4	Lap Time	km/h	Local Time
1			40.166	39.115	1'59.643		8:45'54.590
2	11.190	25.661	39.020	38.706	1'54.577	243,8	8:47'49.167
3	11.270	25.478	38.183	38.497	1'53.428	240,5	8:49'42.595
4	11.376	25.339	39.625	1'19.014	2'35.354	243,2	8:52'17.949
5	27.301	52.614	1'05.182	1'11.427	3'36.524	89,7	8:55'54.473

25/06/2023

P = Pits In/Out - C = Lap Time Cancelled



ACI Racing Weekend Monza, 24-25 Giugno 2023

Italian F4 Championship - Chronological Analysis Race 2

Start at 8:43'54.947

4 / 5

Lap	Seg.1	Seg.2	Seg.3	Seg.4	Lap Time	km/h	Local Time
6	11.440	26.357	39.352	38.816	1'55.965	246,6	8:57'50.438
7	11.365	25.298	38.936	38.813	1'54.412	243,2	8:59'44.850
8	11.342	25.390	41.369	39.425	1'57.526	246,0	9:01'42.376
9	11.517	25.606	37.907	38.512	1'53.542	238,9	9:03'35.918
10	11.386	25.099	38.297	38.774	1'53.556	242,2	9:05'29.474
11	11.309	25.183	38.288	38.566	1'53.346	246,6	9:07'22.820
12	11.329	25.194	39.036	38.370	1'53.929	244,9	9:09'16.749
13	11.440	25.276	37.831	38.476	1'53.023	241,6	9:11'09.772
14	11.286	25.311	38.317	38.520	1'53.434	245,5	9:13'03.206
15	11.249	27.478	39.527	38.860	1'57.114	243,8	9:15'00.320
16	11.422	25.519	38.447	38.922	1'54.310	241,6	9:16'54.630

Race Time 32'59.683

48 J. EGOZI (1'54.793)							
Lap	Seg.1	Seg.2	Seg.3	Seg.4	Lap Time	km/h	Local Time
1			39.482	39.439	2'01.474		8:45'56.421
2	11.160	26.359	39.249	39.387	1'56.155	244,9	8:47'52.576
3	11.437	25.547	39.465	39.342	1'55.791	242,7	8:49'48.367
4	11.432	25.498	40.453	1'15.816	2'33.199	240,5	8:52'21.566
5	27.812	53.064	1'05.253	1'08.406	3'34.535	76,8	8:55'56.101
6	11.567	26.539	40.093	48.807	2'07.006P	238,9	8:58'03.107
7	46.542	26.914	38.719	39.272	2'31.447P	189,8	9:00'34.554
8	11.786	25.713	38.326	39.008	1'54.833	233,3	9:02'29.387
9	11.751	25.637	38.226	39.179	1'54.793	235,3	9:04'24.180
10	11.799	25.931	38.357	47.405	2'03.492P	233,3	9:06'27.672

Race Time 22'32.725

57 N. BHIROMBHAKDI (1'53.613)							
Lap	Seg.1	Seg.2	Seg.3	Seg.4	Lap Time	km/h	Local Time
1			38.874	39.349	2'07.167		8:46'02.114
2	11.247	25.689	38.566	39.440	1'54.932	248,3	8:47'57.046
3	11.409	25.404	38.793	39.710	1'55.316	241,6	8:49'52.362
4	11.350	25.736	40.839	1'16.281	2'34.206	241,1	8:52'26.568
5	28.221	53.557	1'04.464	1'04.788	3'31.030	86,6	8:55'57.598
6	11.396	26.494	40.815	41.134	1'59.839	241,6	8:57'57.437
7	11.444	26.155	38.756	39.211	1'55.566	242,7	8:59'53.003
8	11.354	25.330	39.174	38.726	1'54.584	246,0	9:01'47.587
9	11.378	25.373	38.407	38.863	1'54.021	241,6	9:03'41.608
10	11.337	25.497	38.371	38.641	1'53.846	246,0	9:05'35.454
11	11.350	25.399	39.213	39.482	1'55.444	242,7	9:07'30.898
12	11.439	25.545	39.027	38.731	1'54.742	237,4	9:09'25.640
13	11.403	25.230	38.330	38.796	1'53.759	244,9	9:11'19.399
14	11.276	25.613	38.596	38.740	1'54.225	247,7	9:13'13.624
15	11.397	25.207	38.370	38.639	1'53.613	243,8	9:15'07.237
16	11.375	25.453	38.562	38.777	1'54.167	242,7	9:17'01.404

Race Time 33'06.457

61 F. WIEBELHAUS (1'54.202)							
Lap	Seg.1	Seg.2	Seg.3	Seg.4	Lap Time	km/h	Local Time
1			40.271	39.171	2'03.799		8:45'58.746
2	11.252	26.845	38.886	39.720	1'56.703	245,5	8:47'55.449
3	11.258	26.295	39.107	40.084	1'56.744	244,9	8:49'52.193
4	11.685	26.241	42.253	1'15.892	2'36.071	224,1	8:52'28.264
5	28.305	53.542	1'04.177	1'03.989	3'30.013	100,6	8:55'58.277
6	11.468	26.007	40.776	40.229	1'58.480	244,9	8:57'56.757
7	11.328	25.795	39.492	39.068	1'55.683	243,8	8:59'52.440
8	11.379	25.801	39.530	39.004	1'55.714	244,3	9:01'48.154
9	11.448	25.783	38.715	38.891	1'54.837	241,1	9:03'42.991
10	11.496	25.504	38.397	38.805	1'54.202	241,6	9:05'37.193
11	11.475	25.593	38.515	38.975	1'54.558	242,2	9:07'31.751
12	11.525	25.506	39.090	39.066	1'55.187	240,0	9:09'26.938
13	11.654	25.643	38.349	38.976	1'54.622	237,4	9:11'21.560
14	11.662	25.514	38.362	38.791	1'54.329	236,8	9:13'15.889
15	11.620	25.668	38.990	39.406	1'55.684	237,4	9:15'11.573
16	11.667	25.901	38.862	38.935	1'55.365	237,4	9:17'06.938

Race Time 33'11.991

63 G. LUCHETTI (1'54.879)							
Lap	Seg.1	Seg.2	Seg.3	Seg.4	Lap Time	km/h	Local Time
1			41.212	39.988	2'06.796		8:46'01.743
2	11.393	26.763	38.709	39.446	1'56.311	244,9	8:47'58.054
3	11.450	25.671	38.692	39.937	1'55.750	242,7	8:49'53.804
4	11.351	25.893	43.269	1'16.809	2'37.322	244,9	8:52'31.126
5	28.341	53.405	1'03.586	1'02.760	3'28.092	111,6	8:55'59.218
6	11.412	26.407	40.720	39.953	1'58.492	243,8	8:57'57.710
7	11.402	26.793	40.407	39.737	1'58.339	236,8	8:59'56.049
8	11.380	25.987	39.547	39.243	1'56.157	244,3	9:01'52.206
9	11.375	25.775	38.848	39.047	1'55.045	243,8	9:03'47.251
10	11.478	25.640	38.679	39.082	1'54.879	241,6	9:05'42.130
11	11.540	26.283	39.339	39.740	1'56.902	241,1	9:07'39.032
12	11.656	26.083	38.735	39.176	1'55.650	237,9	9:09'34.682
13	11.654	25.622	38.667	39.134	1'55.077	236,8	9:11'29.759
14	11.647	25.706	38.841	39.171	1'55.365	237,4	9:13'25.124
15	11.637	25.677	38.720	39.233	1'55.267	236,8	9:15'20.391
16	11.658	25.517	38.785	39.277	1'55.237	236,3	9:17'15.628

Race Time 33'20.681

66 R. LIU (1'53.560)							
Lap	Seg.1	Seg.2	Seg.3	Seg.4	Lap Time	km/h	Local Time
1			40.471	39.982	2'03.160		8:45'58.107
2	11.424	26.285	39.350	39.285	1'56.344	246,6	8:47'54.451
3	11.235	26.194	39.459	38.796	1'55.684	240,0	8:49'50.135
4	11.245	26.099	41.938	1'16.085	2'35.367	239,5	8:52'25.502
5	27.776	53.637	1'04.459	1'05.555	3'31.427	76,7	8:55'56.929
6	11.391	27.022	40.268	41.344	2'00.025	225,5	8:57'56.954
7	11.480	25.715	38.974	38.884	1'55.053	238,4	8:59'52.007
8	11.326	25.598	38.595	39.086	1'54.605	246,0	9:01'46.612
9	11.343	26.376	39.389	38.783	1'55.891	224,5	9:03'42.503
10	11.535	25.489	38.010	39.201	1'54.235	240,0	9:05'36.738
11	11.518	25.417	38.256	38.912	1'54.103	240,5	9:07'30.841
12	11.357	25.429	38.815	38.722	1'54.323	246,0	9:09'25.164
13	11.495	25.353	38.426	38.631	1'53.905	241,1	9:11'19.069
14	11.480	25.796	38.032	38.770	1'54.078	240,5	9:13'13.147
15	11.531	25.312	38.126	38.591	1'53.560	241,1	9:15'06.707
16	11.320	25.799	38.648	38.758	1'54.525	246,6	9:17'01.232

Race Time 33'06.285 + 5.000Pen

76 R. NARAC (1'55.824)							
Lap	Seg.1	Seg.2	Seg.3	Seg.4	Lap Time	km/h	Local Time
1			40.163	39.569	2'01.163		8:45'56.110
2	11.329	26.059	39.626	39.850	1'56.864	240,0	8:47'52.974
3	11.368	25.850	39.361	39.245	1'55.824	246,0	8:49'48.798
4	11.378	25.727	40.348	1'15.606	2'33.059	244,9	8:52'21.857
5	27.977	53.133	1'05.034	1'08.187	3'34.331	73,6	8:55'56.188
6	11.462	26.513	49.316	1'09.499	2'36.790P	241,6	8:58'32.978

Race Time 14'38.031

78 V. BLOKHINA (1'54.091)							
Lap	Seg.1	Seg.2	Seg.3	Seg.4	Lap Time	km/h	Local Time
1			39.197	39.432	2'12.381		8:46'07.328
2	11.652	25.640	38.559	39.032	1'54.883	235,3	8:48'02.211
3	11.582	25.506	38.267	38.973	1'54.328	242,2	8:49'56.539
4	11.500	26.127	41.700	1'16.948	2'36.275	243,2	8:52'32.814
5	28.518	53.119	1'03.370	1'01.950	3'26.957	92,0	8:55'59.771
6	11.272	26.365	41.146	39.102	1'57.885	242,2	8:57'57.656
7	11.411	26.864	39.005	38.960	1'56.240	224,5	8:59'53.896
8	11.344	25.396	39.120	39.269	1'55.129	245,5	9:01'49.025
9	11.224	25.656	39.037	38.860	1'54.777	247,7	9:03'43.802
10	11.488	25.412	38.481	38.710	1'54.091	242,7	9:05'37.893
11	11.388	25.461	38.657	39.035	1'54.541	239,5	9:07'32.434
12	11.454	25.485	38.849	39.484	1'55.272	243,8	9:09'27.706
13	11.631	25.549	38.454	38.828	1'54.462	237,9	9:11'22.168
14	11.443	25.432	38.484	38.875	1'54.234	241,1	9:13'16.402



ACI Racing Weekend Monza, 24-25 Giugno 2023

Italian F4 Championship - Chronological Analysis Race 2

Start at 8:43'54.947

15	11.402	25.414	39.178	39.374	1'55.368	244,3	9:15'11.770
16	11.407	25.896	38.712	39.799	1'55.814	236,8	9:17'07.584

Race Time 33'12.637

86 D. DE LA TORRE RAMIREZ (1'54.747)

Lap	Seg.1	Seg.2	Seg.3	Seg.4	Lap Time	km/h	Local Time
1			41.570	39.891	2'06.362		8:46'01.309
2	11.589	25.678	38.722	40.026	1'56.015	238,9	8:47'57.324
3	11.328	25.868	38.696	39.946	1'55.838	245,5	8:49'53.162
4	11.327	26.371	42.687	1'16.491	2'36.876	244,3	8:52'30.038
5	28.123	53.830	1'03.530	1'03.387	3'28.870	121,9	8:55'58.908
6	11.515	26.471	40.320	40.237	1'58.543	236,3	8:57'57.451
7	11.427	27.215	39.701	39.434	1'57.777	240,5	8:59'55.228
8	11.580	26.247	38.731	39.262	1'55.820	240,0	9:01'51.048
9	11.613	25.622	38.691	39.199	1'55.125	238,4	9:03'46.173
10	11.669	25.663	38.443	39.093	1'54.868	236,8	9:05'41.041
11	11.635	25.605	38.312	39.195	1'54.747	237,9	9:07'35.788
12	11.658	25.542	38.347	39.337	1'54.884	237,9	9:09'30.672
13	11.608	25.530	38.454	39.207	1'54.799	238,9	9:11'25.471
14	11.612	25.580	38.442	39.190	1'54.824	238,9	9:13'20.295
15	11.535	25.435	38.763	39.103	1'54.836	240,0	9:15'15.131
16	11.634	25.510	38.602	39.516	1'55.262	237,4	9:17'10.393

Race Time 33'15.446

87 F. LUND (1'53.814)

Lap	Seg.1	Seg.2	Seg.3	Seg.4	Lap Time	km/h	Local Time
1			39.855	39.592	2'03.673		8:45'58.620
2	11.306	26.345	39.375	39.611	1'56.637	245,5	8:47'55.257
3	11.475	26.267	38.802	40.305	1'56.849	240,0	8:49'52.106
4	11.642	25.794	40.406	1'16.012	2'33.854	239,5	8:52'25.960
5	28.141	53.553	1'04.497	1'05.294	3'31.485	82,9	8:55'57.445
6	11.536	26.400	40.497	41.082	1'59.515	244,9	8:57'56.960
7	11.346	25.727	38.872	38.997	1'54.942	242,2	8:59'51.902
8	11.478	25.643	38.888	38.783	1'54.792	241,1	9:01'46.694
9	11.357	26.187	38.144	38.702	1'54.390	245,5	9:03'41.084
10	11.371	25.350	38.298	38.805	1'53.824	238,9	9:05'34.908
11	11.445	25.451	39.178	39.038	1'55.112	242,7	9:07'30.020
12	11.352	25.665	38.701	38.771	1'54.489	244,9	9:09'24.509
13	11.444	25.451	38.134	38.785	1'53.814	242,7	9:11'18.323
14	11.512	25.429	38.120	38.837	1'53.898	241,6	9:13'12.221
15	11.449	25.366	38.190	39.135	1'54.140	241,6	9:15'06.361
16	11.348	25.710	38.447	38.823	1'54.328	245,5	9:17'00.689

Race Time 33'05.742 + 5.000Pen

93 M. QUINTARELLI (1'54.659)

Lap	Seg.1	Seg.2	Seg.3	Seg.4	Lap Time	km/h	Local Time
1			40.354	39.591	2'03.121		8:45'58.068
2	11.331	25.936	39.109	39.504	1'55.880	250,0	8:47'53.948
3	11.233	25.983	39.319	39.005	1'55.540	230,8	8:49'49.488
4	11.363	25.165	40.907	1'15.874	2'33.309	241,1	8:52'22.797
5	27.793	53.155	1'04.731	1'07.786	3'33.465	72,3	8:55'56.262
6	11.567	26.839	40.536	39.556	1'58.498	230,3	8:57'54.760
7	11.489	25.634	38.673	39.217	1'55.013	242,2	8:59'49.773
8	11.568	25.545	38.864	39.178	1'55.155	238,4	9:01'44.928
9	11.559	25.508	38.626	39.044	1'54.737	237,9	9:03'39.665
10	11.531	25.577	38.522	39.029	1'54.659	238,9	9:05'34.324
11	11.687	25.523	39.827	39.177	1'56.214	234,8	9:07'30.538
12	11.553	25.761	40.074	39.711	1'57.099	241,1	9:09'27.637
13	11.646	25.978	38.783	40.032	1'56.439	240,0	9:11'24.076
14	11.617	25.546	38.915	39.379	1'55.457	236,8	9:13'19.533
15	11.703	26.043	39.473	39.760	1'56.979	236,8	9:15'16.512
16	11.670	25.992	38.650	40.156	1'56.468	235,8	9:17'12.980

Race Time 33'18.033

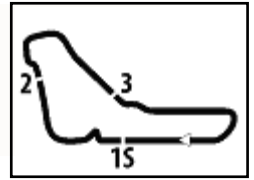
25/06/2023

P = Pits In/Out - C = Lap Time Cancelled





6.6



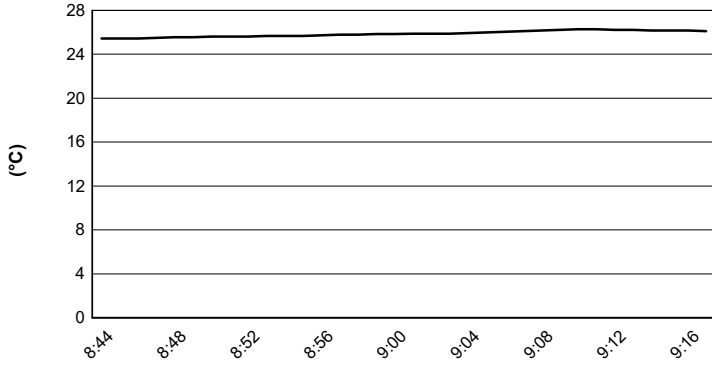
Autodromo Monza 5.793 m

ACI Racing Weekend Monza, 24-25 Giugno 2023

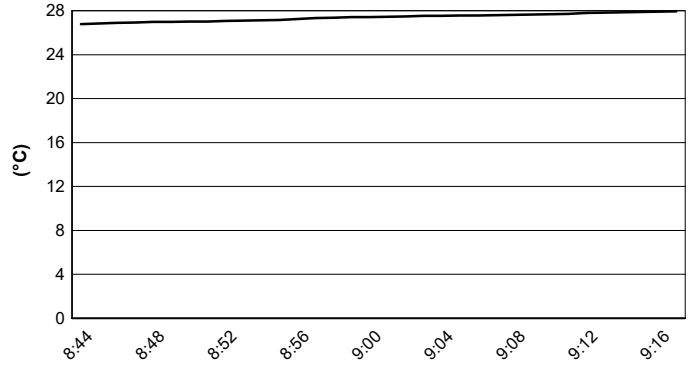
Italian F4 Championship - Weather Report Race 2

Session started 08:44 - Session ended 9:18

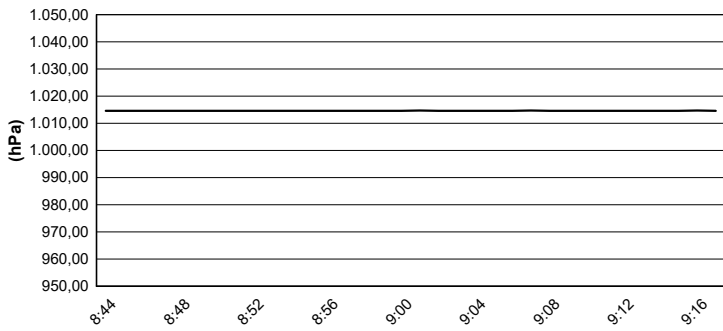
Air Temperature



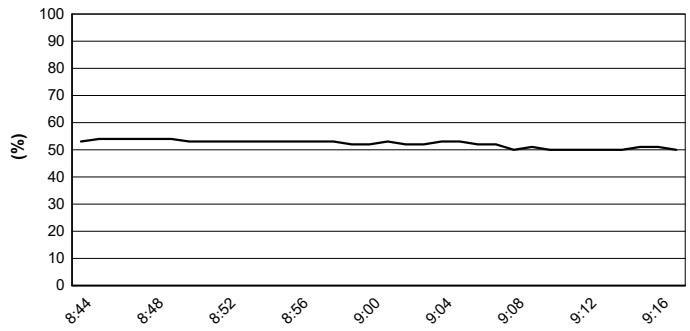
Track Temperature



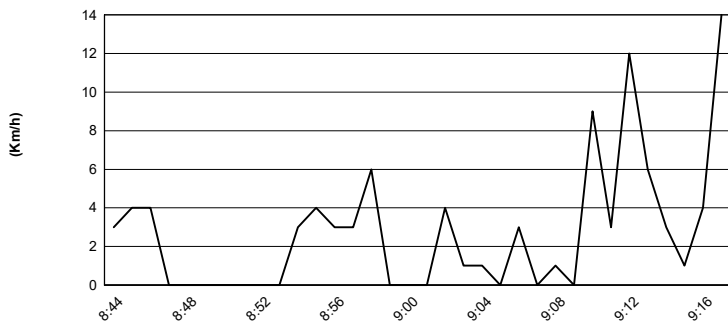
Air Pressure



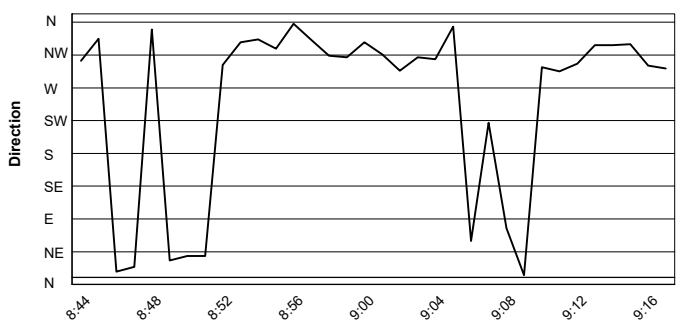
Humidity



Wind Speed



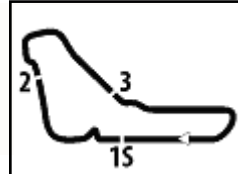
Wind Direction



25/06/2023



Powered by FICr PERUGIA TIMING


ACI Racing Weekend Monza, 24-25 Giugno 2023
Italian F4 Championship - Starting Grid - Race 2 (Duration: 30' +1 Lap)

63	LUCHETTI G. Airflow Racing	Tatuus 1'54.570	11	AKHMEDKHODJAEV I Van Amersfoort Racing	Tatuus 1'54.706	16
86	DE LA TORRE RAMI AKM Motorsport	Tatuus 1'54.608	87	LUND F. AKM Motorsport	Tatuus 1'54.490	15
78	BLOKHINA V. PHM Racing	Tatuus 1'54.067	61	WIEBELHAUS F. Jenzer Motorsport	Tatuus 1'53.931	14
21	HAUSMANN T. AKM Motorsport	Tatuus 1'53.904	27	ISCHER E. Jenzer Motorsport	Tatuus 1'53.743	13
45	BEETON J. Van Amersfoort Racing	Tatuus 1'53.643	93	QUINTARELLI M. R-ace GP	Tatuus 1'53.627	12
7	FERREIRA M. Van Amersfoort Racing	Tatuus 1'53.609	66	LIU R. US Racing	Tatuus 1'53.578	11
48	EGOZI J. PHM Racing	Tatuus 1'53.549	18	FRASSINETI A. BVM Racing	Tatuus 1'53.497	10
16	NOBELS A. Prema Racing	Tatuus 1'53.439	57	BHIROMBHAKDI N. PHM Racing	Tatuus 1'53.406	9
10	KLUSS V. PHM Racing	Tatuus 1'53.332	76	NARAC R. R-ace GP	Tatuus 1'53.332	8
20	DAVID Z. US Racing	Tatuus 1'53.202	12	PRADEL G. US Racing	Tatuus 1'53.295	7
29	ELKIN A. Jenzer Motorsport	Tatuus 1'53.294	47	LACORTE N. Prema Racing	Tatuus 1'53.178	6
17	DOMINGUES I. Van Amersfoort Racing	Tatuus 1'53.095	9	SPINA A. BVM Racing	Tatuus 1'53.066	5
14	AL DHAHERI R. Prema Racing	Tatuus 1'52.967	8	TAPONEN T. Prema Racing	Tatuus 1'52.889	4
13	WHARTON J. Prema Racing	Tatuus 1'52.803	31	BOHRA A. US Racing	Tatuus 1'52.721	3
3	UGOCHUKWU U. Prema Racing	Tatuus 1'52.654	37	SZTUKA K. US Racing	Tatuus 1'52.613	2
15	BADOER B. Van Amersfoort Racing	Tatuus 1'52.587	23	LINDBLAD A. Prema Racing	Tatuus 1'52.522	1

The driver n.63 (Luchetti G.) drops 2 positions per Stewards Decision n. 4
The driver n.20 (David Z.) drops 2 positions per Stewards Decision n. 8

25/06/2023 Stewards

