



# ACI Racing Weekend Monza, 24-25 Giugno 2023

## Italian F4 Championship - Results Race 3

Autodromo Monza 5.793 m

Laps 17 = 98,481 km - Avg 182,690 km/h - Race Time 32'20.620

No.	Driver	Nat	Entrant	Team	Car	Class	Laps	Time	Gap	Rel.	Fastest Lap
1	<b>23 LINDBLAD</b> Arvid	GBR	Prema Racing	Prema Racing	Tatuus F4-T421	R	17	32'20.620		6	<b>1'53.184</b>
2	<b>37 SZTUKA</b> Kacper	POL	US Racing	US Racing	Tatuus F4-T421		17	32'23.687	<b>3.067</b>	<b>3.067</b>	14 1'53.322
3	<b>31 BOHRA</b> Akshay	SGP	US Racing	US Racing	Tatuus F4-T421	R	17	32'25.283	<b>4.663</b>	<b>1.596</b>	14 1'53.577
4	<b>14 AL DHAHERI</b> Rashid	UAE	Prema Racing	Prema Racing	Tatuus F4-T421	R	17	32'27.526	<b>6.906</b>	<b>2.243</b>	15 1'53.430
5	<b>13 WHARTON</b> James	AUS	Prema Racing	Prema Racing	Tatuus F4-T421		17	32'30.919	<b>10.299</b>	<b>3.393</b>	10 1'53.818
6	<b>20 DAVID</b> Zachary	MLT	US Racing	US Racing	Tatuus F4-T421	R	17	32'33.379	<b>12.759</b>	<b>2.460</b>	11 1'53.833
7	<b>12 PRADEL</b> Gianmarco	AUS	US Racing	US Racing	Tatuus F4-T421	R	17	32'33.814	<b>13.194</b>	<b>0.435</b>	11 1'53.746
8	<b>3 UGOCHUKWU</b> Ugo	USA	Prema Racing	Prema Racing	Tatuus F4-T421		17	32'34.832	<b>14.212</b>	<b>1.018</b>	16 1'53.541
9	<b>47 LACORTE</b> Nicola	ITA	Prema Racing	Prema Racing	Tatuus F4-T421	R	17	32'36.780	<b>16.160</b>	<b>1.948</b>	8 1'53.494
10	<b>45 BEETON</b> Jack	AUS	Van Amersfoort Racing	Van Amersfoort Racing	Tatuus F4-T421	R	17	32'38.273	<b>17.653</b>	<b>1.493</b>	12 1'53.789
11P	<b>76 NARAC</b> Raphael	FRA	R-ace GP	R-ace GP	Tatuus F4-T421		17	32'39.156	<b>18.536</b>	<b>0.883</b>	15 1'53.703
12	<b>10 KLUSS</b> Valentin	DEU	PHM Racing	PHM Racing	Tatuus F4-T421		17	32'39.301	<b>18.681</b>	<b>0.145</b>	13 1'53.909
13	<b>27 ISCHER</b> Ethan	CHE	Jenzer Motorsport	Jenzer Motorsport	Tatuus F4-T421		17	32'39.862	<b>19.242</b>	<b>0.561</b>	14 1'53.479
14	<b>66 LIU</b> Ruiqi	CHN	US Racing	US Racing	Tatuus F4-T421	R	17	32'45.125	<b>24.505</b>	<b>5.263</b>	7 1'53.533
15	<b>7 FERREIRA</b> Matheus	BRA	Van Amersfoort Racing	Van Amersfoort Racing	Tatuus F4-T421	R	17	32'45.601	<b>24.981</b>	<b>0.476</b>	15 1'53.560
16	<b>93 QUINTARELLI</b> Matteo	UAE	R-ace GP	R-ace GP	Tatuus F4-T421	R	17	32'45.867	<b>25.247</b>	<b>0.266</b>	9 1'53.424
17	<b>8 TAPONEN</b> Tuukka	FIN	Prema Racing	Prema Racing	Tatuus F4-T421	R	17	32'46.034	<b>25.414</b>	<b>0.167</b>	13 1'53.791
18	<b>16 NOBELS</b> Aurelia Corine	BRA	Prema Racing	Prema Racing	Tatuus F4-T421		17	32'46.378	<b>25.758</b>	<b>0.344</b>	7 1'53.702
19	<b>18 FRASSINETI</b> Andrea	ITA	BVM Racing	BVM Racing	Tatuus F4-T421		17	32'47.196	<b>26.576</b>	<b>0.818</b>	6 1'53.981
20	<b>48 EGOZI</b> James	USA	PHM Racing	PHM Racing	Tatuus F4-T421	R	17	32'49.715	<b>29.095</b>	<b>2.519</b>	15 1'53.496
21	<b>78 BLOKHINA</b> Viktoria		PHM Racing	PHM Racing	Tatuus F4-T421		17	32'52.179	<b>31.559</b>	<b>2.464</b>	15 1'54.350
22	<b>21 HAUSMANN</b> Tina	CHE	AKM Motorsport	AKM Motorsport	Tatuus F4-T421	R	17	32'53.096	<b>32.476</b>	<b>0.917</b>	15 1'54.337
23	<b>61 WIEBELHAUS</b> Finn	DEU	Jenzer Motorsport	Jenzer Motorsport	Tatuus F4-T421	R	17	32'55.597	<b>34.977</b>	<b>2.501</b>	10 1'54.876
24P	<b>11 AKHMEDKHODJAEV</b> Ismail	UZB	Van Amersfoort Racing	Van Amersfoort Racing	Tatuus F4-T421		17	33'01.869	<b>41.249</b>	<b>6.272</b>	11 1'54.037
25	<b>87 LUND</b> Frederik	DNK	AKM Motorsport	AKM Motorsport	Tatuus F4-T421		17	33'03.570	<b>42.950</b>	<b>1.701</b>	11 1'55.324
26	<b>86 DE LA TORRE RAMIREZ</b> Diego	MEX	AKM Motorsport	AKM Motorsport	Tatuus F4-T421		17	33'03.608	<b>42.988</b>	<b>0.038</b>	13 1'54.788
27	<b>63 LUCHETTI</b> Guido	ITA	Airflow Racing	Airflow Racing	Tatuus F4-T421	R	17	33'08.062	<b>47.442</b>	<b>4.454</b>	8 1'55.663
28	<b>57 BHIROMBHAKDI</b> Nandavhud	THA	PHM Racing	PHM Racing	Tatuus F4-T421		17	33'18.644	<b>58.024</b>	<b>10.582</b>	15 1'54.087
29	<b>17 DOMINGUES</b> Ivan	POR	Van Amersfoort Racing	Van Amersfoort Racing	Tatuus F4-T421		16	30'52.969	<b>1 Lap</b>	<b>1 Lap</b>	9 1'53.551
----- <b>Not Classified</b> -----											
RET	<b>9 SPINA</b> Alfio	ITA	BVM Racing	BVM Racing	Tatuus F4-T421		9	17'31.201	<b>8 Laps</b>		7 1'54.238
RET	<b>29 ELKIN</b> Ariel	ISR	Jenzer Motorsport	Jenzer Motorsport	Tatuus F4-T421	R	9	18'00.242	<b>8 Laps</b>		7 1'53.800
RET	<b>15 BADOER</b> Brando	ITA	Van Amersfoort Racing	Van Amersfoort Racing	Tatuus F4-T421		2	4'04.548	<b>15 Laps</b>		2 2'07.036

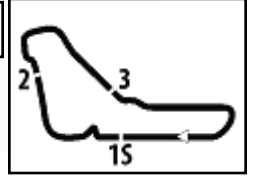
Starting: 32 Classified: 29 Not Classified: 0 Retired: 3 Not Started: 0  
 Fastest Lap N. 6 No. 23 Arvid Lindblad Time 1'53.184 Avg. 184,256 Km/h

Humidity:	38%	AIR	31°C
Condition:	DRY	Track	48°C

### Penalty and Infringement

16.39 **11 I. AKHMEDKHODJAEV** Time Penalty 5 sec Stewards decision n. 19  
 16.39 **76 R. NARAC** Time Penalty 5 sec Stewards decision n. 20

Stewards : Ronny Guarini Annalisa Ronchetti Raffaele Giammaria  
 Start 14:24 End 14:57  
 25/06/2023



# ACI Racing Weekend Monza, 24-25 Giugno 2023

## Italian F4 Championship - Results by Class Race 3

### Rookie

Laps 17 = 98,481 km - Avg 182,690 km/h - Race Time 32'20.620

No.	Driver	Nat	Entrant	Team	Car	Laps	Time	Gap	Rel.	Fastest Lap	
1	<b>23 LINDBLAD</b> Arvid	GBR	Prema Racing	Prema Racing	Tatuus F4-T421	17	32'20.620		6	1'53.184	
2	<b>31 BOHRA</b> Akshay	SGP	US Racing	US Racing	Tatuus F4-T421	17	32'25.283	<b>4.663</b>	<b>4.663</b>	14	1'53.577
3	<b>14 AL DHAHERI</b> Rashid	UAE	Prema Racing	Prema Racing	Tatuus F4-T421	17	32'27.526	<b>6.906</b>	<b>2.243</b>	15	1'53.430
4	<b>20 DAVID</b> Zachary	MLT	US Racing	US Racing	Tatuus F4-T421	17	32'33.379	<b>12.759</b>	<b>5.853</b>	11	1'53.833
5	<b>12 PRADEL</b> Gianmarco	AUS	US Racing	US Racing	Tatuus F4-T421	17	32'33.814	<b>13.194</b>	<b>0.435</b>	11	1'53.746
6	<b>47 LACORTE</b> Nicola	ITA	Prema Racing	Prema Racing	Tatuus F4-T421	17	32'36.780	<b>16.160</b>	<b>2.966</b>	8	1'53.494
7	<b>45 BEETON</b> Jack	AUS	Van Amersfoort Racing	Van Amersfoort Racing	Tatuus F4-T421	17	32'38.273	<b>17.653</b>	<b>1.493</b>	12	1'53.789
8	<b>66 LIU</b> Ruiqi	CHN	US Racing	US Racing	Tatuus F4-T421	17	32'45.125	<b>24.505</b>	<b>6.852</b>	7	1'53.533
9	<b>7 FERREIRA</b> Matheus	BRA	Van Amersfoort Racing	Van Amersfoort Racing	Tatuus F4-T421	17	32'45.601	<b>24.981</b>	<b>0.476</b>	15	1'53.560
10	<b>93 QUINTARELLI</b> Matteo	UAE	R-ace GP	R-ace GP	Tatuus F4-T421	17	32'45.867	<b>25.247</b>	<b>0.266</b>	9	1'53.424
11	<b>8 TAPONEN</b> Tuukka	FIN	Prema Racing	Prema Racing	Tatuus F4-T421	17	32'46.034	<b>25.414</b>	<b>0.167</b>	13	1'53.791
12	<b>48 EGOZI</b> James	USA	PHM Racing	PHM Racing	Tatuus F4-T421	17	32'49.715	<b>29.095</b>	<b>3.681</b>	15	1'53.496
13	<b>21 HAUSMANN</b> Tina	CHE	AKM Motorsport	AKM Motorsport	Tatuus F4-T421	17	32'53.096	<b>32.476</b>	<b>3.381</b>	15	1'54.337
14	<b>61 WIEBELHAUS</b> Finn	DEU	Jenzer Motorsport	Jenzer Motorsport	Tatuus F4-T421	17	32'55.597	<b>34.977</b>	<b>2.501</b>	10	1'54.876
15	<b>63 LUCHETTI</b> Guido	ITA	Airflow Racing	Airflow Racing	Tatuus F4-T421	17	33'08.062	<b>47.442</b>	<b>12.465</b>	8	1'55.663
----- <b>Not Classified</b> -----											
RET	<b>29 ELKIN</b> Ariel	ISR	Jenzer Motorsport	Jenzer Motorsport	Tatuus F4-T421	9	18'00.242	<b>8 Laps</b>		7	1'53.800

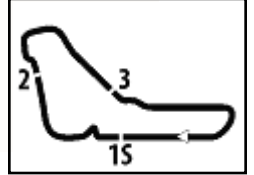
Starting: 16    Classified: 15    Not Classified: 0    Retired: 1    Not Started: 0  
 Fastest Lap N. 6    No. 23 Arvid Lindblad    Time 1'53.184    Avg. 184,256 Km/h

Humidity:	38%	AIR	31°C
Condition:	DRY	Track	48°C

Clerk of the Course : Renato Schmidt

Race Director : Alessandro Ferrari

	Start	End
25/06/2023	14:24	14:57



Autodromo Monza 5.793 m

**ACI Racing Weekend Monza, 24-25 Giugno 2023**
**Italian F4 Championship - Lap Chart Race 3**

	Lap																
	1	2	3	4	5	6	7	8	9	10	11	12	13	14	15	16	17
1	23	37	3	3	3	3	3	3	3	3	23	23	23	23	23	23	23
2	37	23	23	23	37	37	37	37	37	23	31	37	37	37	37	37	37
3	3	3	37	37	31	31	23	23	23	31	37	31	31	31	31	31	31
4	15	31	31	31	17	23	31	31	31	37	17	17	17	17	17	14	14
5	13	17	17	17	23	17	17	17	17	17	14	14	14	14	14	13	13
6	31	13	13	14	13	13	13	14	14	14	13	13	13	13	13	20	20
7	14	14	14	13	14	14	14	13	13	13	20	20	20	20	20	12	12
8	17	20	20	9	9	20	20	20	20	20	12	12	12	12	12	76	76
9	20	9	9	20	20	12	12	12	12	12	76	76	76	76	76	3	3
10	12	12	10	10	10	9	9	76	76	10	47	47	47	47	47	47	47
11	10	10	12	12	12	10	76	29	10	10	47	10	10	3	3	45	45
12	9	76	76	76	76	76	10	9	47	47	48	48	48	48	48	10	10
13	48	48	45	29	29	29	29	10	48	48	3	3	3	45	45	27	27
14	76	29	29	45	45	45	47	47	45	45	45	45	45	10	10	66	66
15	45	45	48	48	47	47	45	45	27	27	7	27	27	27	27	7	7
16	47	7	47	47	48	48	48	48	7	7	27	66	7	66	7	93	93
17	29	47	7	27	27	27	27	27	66	66	66	7	66	7	66	8	8
18	93	27	27	7	7	7	7	7	93	93	93	93	93	93	93	16	16
19	16	16	93	93	66	66	66	66	16	16	16	16	16	16	16	18	18
20	7	93	16	66	93	93	93	93	18	18	18	18	18	8	8	17	48
21	27	18	66	16	18	18	16	16	9	8	8	8	8	18	18	48	78
22	18	66	18	18	16	16	18	18	8	61	61	78	78	78	78	78	21
23	66	87	87	87	61	61	61	8	61	21	21	21	61	21	21	21	61
24	87	61	61	61	87	87	8	61	21	78	78	61	21	61	61	61	11
25	21	21	21	21	21	86	87	87	78	87	11	11	11	11	11	11	87
26	61	15	86	86	86	8	86	21	87	11	87	87	87	87	87	87	86
27	63	86	63	8	8	78	21	78	11	86	86	86	86	86	86	86	63
28	86	63	78	78	78	21	78	11	86	63	63	63	63	63	63	63	57
29	11	78	8	63	11	11	11	86	63	57	57	57	57	57	57	57	
30	78	11	11	11	63	63	63	63	29								
31	57	8	57	57	57	57	57	57									
32	8	57															

Final Result		
1	23 LINDBLAD A.	Laps 17
2	37 SZTUKA K.	3.067
3	31 BOHRA A.	4.663
4	14 AL DHAHERI R.	6.906
5	13 WHARTON J.	10.299
6	20 DAVID Z.	12.759
7	12 PRADEL G.	13.194
8	3 UGOCHUKWU U.	14.212
9	47 LACORTE N.	16.160
10	45 BEETON J.	17.653
11	76 NARAC R. (P)	18.536
12	10 KLUSS V.	18.681
13	27 ISCHER E.	19.242
14	66 LIU R.	24.505
15	7 FERREIRA M.	24.981
16	93 QUINTARELLI M.	25.247
17	8 TAPONEN T.	25.414
18	16 NOBELS A.	25.758
19	18 FRASSINETI A.	26.576
20	48 EGOZI J.	29.095
21	78 BLOKHINA V.	31.559
22	21 HAUSMANN T.	32.476
23	61 WIEBELHAUS F.	34.977
24	11 AKHMEKHODJAEV	41.249
25	87 LUND F.	42.950
26	86 DE LA TORRE RAMIR	42.988
27	63 LUCHETTI G.	47.442
28	57 BHIROMBHAKDI N.	58.024
29	17 DOMINGUES I.	1 Lap
RET	9 SPINA A.	8 Laps
RET	29 ELKIN A.	8 Laps
RET	15 BADOER B.	15 Laps





# ACI Racing Weekend Monza, 24-25 Giugno 2023

## Italian F4 Championship - Best Sectors & Speed Race 3

**RESULTS**

1	23	LINDBLAD Arvid	Tatuus F4-T421	Laps 17
2	37	SZTUKA Kacper	Tatuus F4-T421	3.067
3	31	BOHRA Akshay	Tatuus F4-T421	4.663
4	14	AL DHAHERI Rashid	Tatuus F4-T421	6.906
5	13	WHARTON James	Tatuus F4-T421	10.299
6	20	DAVID Zachary	Tatuus F4-T421	12.759
7	12	PRADEL Gianmarco	Tatuus F4-T421	13.194
8	3	UGOCHUKWU Ugo	Tatuus F4-T421	14.212
9	47	LACORTE Nicola	Tatuus F4-T421	16.160
10	45	BEETON Jack	Tatuus F4-T421	17.653
11	76	NARAC Raphael	Tatuus F4-T421	18.536
12	10	KLUSS Valentin	Tatuus F4-T421	18.681
13	27	ISCHER Ethan	Tatuus F4-T421	19.242
14	66	LIU Ruiqi	Tatuus F4-T421	24.505
15	7	FERREIRA Matheus	Tatuus F4-T421	24.981
16	93	QUINTARELLI Matteo	Tatuus F4-T421	25.247
17	8	TAPONEN Tuukka	Tatuus F4-T421	25.414
18	16	NOBELS Aurelia Corine	Tatuus F4-T421	25.758
19	18	FRASSINETI Andrea	Tatuus F4-T421	26.576
20	48	EGOZI James	Tatuus F4-T421	29.095
21	78	BLOKHINA Viktoria	Tatuus F4-T421	31.559
22	21	HAUSMANN Tina	Tatuus F4-T421	32.476
23	61	WIEBELHAUS Finn	Tatuus F4-T421	34.977
24	11	AKHMEDKHODJAEV Ismail	Tatuus F4-T421	41.249
25	87	LUND Frederik	Tatuus F4-T421	42.950
26	86	DE LA TORRE RAMIREZ Dieg	Tatuus F4-T421	42.988
27	63	LUCHETTI Guido	Tatuus F4-T421	47.442
28	57	BHIROMBHAKDI Nandavhud	Tatuus F4-T421	58.024
29	17	DOMINGUES Ivan	Tatuus F4-T421	1 Lap
RET	9	SPINA Alfio	Tatuus F4-T421	8 Laps
RET	29	ELKIN Ariel	Tatuus F4-T421	8 Laps
RET	15	BADOER Brando	Tatuus F4-T421	15 Laps

**SPEED**

1	3	UGOCHUKWU Ugo	Tatuus F4-T421	248,3
2	16	NOBELS Aurelia Corine	Tatuus F4-T421	247,7
3	66	LIU Ruiqi	Tatuus F4-T421	247,7
4	11	AKHMEDKHODJAEV Ismail	Tatuus F4-T421	247,1
5	47	LACORTE Nicola	Tatuus F4-T421	247,1
6	27	ISCHER Ethan	Tatuus F4-T421	246,6
7	48	EGOZI James	Tatuus F4-T421	246,6
8	20	DAVID Zachary	Tatuus F4-T421	246,6
9	10	KLUSS Valentin	Tatuus F4-T421	246,6
10	9	SPINA Alfio	Tatuus F4-T421	246,0
11	45	BEETON Jack	Tatuus F4-T421	246,0
12	78	BLOKHINA Viktoria	Tatuus F4-T421	246,0
13	7	FERREIRA Matheus	Tatuus F4-T421	246,0
14	86	DE LA TORRE RAMIREZ Dieg	Tatuus F4-T421	245,5
15	63	LUCHETTI Guido	Tatuus F4-T421	245,5
16	18	FRASSINETI Andrea	Tatuus F4-T421	245,5
17	21	HAUSMANN Tina	Tatuus F4-T421	245,5
18	12	PRADEL Gianmarco	Tatuus F4-T421	244,9
19	14	AL DHAHERI Rashid	Tatuus F4-T421	244,9
20	31	BOHRA Akshay	Tatuus F4-T421	244,3
21	93	QUINTARELLI Matteo	Tatuus F4-T421	244,3
22	23	LINDBLAD Arvid	Tatuus F4-T421	244,3
23	17	DOMINGUES Ivan	Tatuus F4-T421	244,3
24	13	WHARTON James	Tatuus F4-T421	244,3
25	8	TAPONEN Tuukka	Tatuus F4-T421	244,3
26	61	WIEBELHAUS Finn	Tatuus F4-T421	243,2
27	76	NARAC Raphael	Tatuus F4-T421	243,2
28	29	ELKIN Ariel	Tatuus F4-T421	243,2
29	37	SZTUKA Kacper	Tatuus F4-T421	242,2
30	87	LUND Frederik	Tatuus F4-T421	242,2
31	15	BADOER Brando	Tatuus F4-T421	240,5
32	57	BHIROMBHAKDI Nandavhud	Tatuus F4-T421	236,8

**SEG. 1**

1	47	LACORTE Nicola	11.126
2	45	BEETON Jack	11.210
3	27	ISCHER Ethan	11.212
4	3	UGOCHUKWU Ugo	11.221
5	10	KLUSS Valentin	11.236
6	17	DOMINGUES Ivan	11.236
7	9	SPINA Alfio	11.239
8	7	FERREIRA Matheus	11.245
9	16	NOBELS Aurelia Corine	11.246
10	66	LIU Ruiqi	11.249
11	18	FRASSINETI Andrea	11.253
12	48	EGOZI James	11.256
13	31	BOHRA Akshay	11.262
14	14	AL DHAHERI Rashid	11.268
15	21	HAUSMANN Tina	11.280
16	29	ELKIN Ariel	11.283
17	12	PRADEL Gianmarco	11.284
18	93	QUINTARELLI Matteo	11.287
19	23	LINDBLAD Arvid	11.297
20	11	AKHMEDKHODJAEV Is	11.299
21	8	TAPONEN Tuukka	11.300
22	86	DE LA TORRE RAMIRE	11.307
23	13	WHARTON James	11.330
24	20	DAVID Zachary	11.341
25	63	LUCHETTI Guido	11.346
26	61	WIEBELHAUS Finn	11.351
27	37	SZTUKA Kacper	11.380
28	78	BLOKHINA Viktoria	11.380
29	76	NARAC Raphael	11.412
30	15	BADOER Brando	11.433
31	87	LUND Frederik	11.492
32	57	BHIROMBHAKDI Nanda	11.652

**SEG. 2**

1	48	EGOZI James	24.937
2	7	FERREIRA Matheus	24.958
3	45	BEETON Jack	25.013
4	37	SZTUKA Kacper	25.196
5	3	UGOCHUKWU Ugo	25.198
6	23	LINDBLAD Arvid	25.201
7	31	BOHRA Akshay	25.222
8	18	FRASSINETI Andrea	25.228
9	8	TAPONEN Tuukka	25.240
10	66	LIU Ruiqi	25.272
11	14	AL DHAHERI Rashid	25.273
12	47	LACORTE Nicola	25.275
13	76	NARAC Raphael	25.276
14	93	QUINTARELLI Matteo	25.288
15	12	PRADEL Gianmarco	25.294
16	13	WHARTON James	25.294
17	9	SPINA Alfio	25.297
18	17	DOMINGUES Ivan	25.320
19	21	HAUSMANN Tina	25.334
20	29	ELKIN Ariel	25.340
21	16	NOBELS Aurelia Corine	25.351
22	87	LUND Frederik	25.356
23	57	BHIROMBHAKDI Nanda	25.362
24	20	DAVID Zachary	25.372
25	10	KLUSS Valentin	25.380
26	27	ISCHER Ethan	25.413
27	78	BLOKHINA Viktoria	25.431
28	15	BADOER Brando	25.444
29	86	DE LA TORRE RAMIRE	25.523
30	11	AKHMEDKHODJAEV Is	25.540
31	63	LUCHETTI Guido	25.554
32	61	WIEBELHAUS Finn	25.611

**SEG. 3**

1	11	AKHMEDKHODJAEV Is	37.190
2	27	ISCHER Ethan	37.392
3	93	QUINTARELLI Matteo	37.513
4	23	LINDBLAD Arvid	37.868
5	37	SZTUKA Kacper	37.912
6	17	DOMINGUES Ivan	37.947
7	48	EGOZI James	38.009
8	66	LIU Ruiqi	38.010
9	14	AL DHAHERI Rashid	38.037
10	31	BOHRA Akshay	38.040
11	18	FRASSINETI Andrea	38.051
12	76	NARAC Raphael	38.077
13	12	PRADEL Gianmarco	38.109
14	3	UGOCHUKWU Ugo	38.118
15	7	FERREIRA Matheus	38.137
16	8	TAPONEN Tuukka	38.149
17	57	BHIROMBHAKDI Nanda	38.155
18	16	NOBELS Aurelia Corine	38.159
19	21	HAUSMANN Tina	38.167
20	47	LACORTE Nicola	38.186
21	87	LUND Frederik	38.198
22	20	DAVID Zachary	38.202
23	29	ELKIN Ariel	38.223
24	45	BEETON Jack	38.224
25	10	KLUSS Valentin	38.229
26	13	WHARTON James	38.251
27	78	BLOKHINA Viktoria	38.307
28	86	DE LA TORRE RAMIRE	38.362
29	61	WIEBELHAUS Finn	38.411
30	9	SPINA Alfio	38.491
31	63	LUCHETTI Guido	38.839
32	15	BADOER Brando	39.022

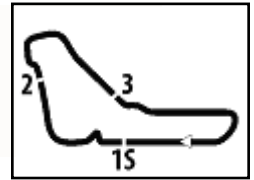
**SEG. 4**

1	48	EGOZI James	38.443
2	23	LINDBLAD Arvid	38.486
3	3	UGOCHUKWU Ugo	38.515
4	7	FERREIRA Matheus	38.532
5	66	LIU Ruiqi	38.552
6	47	LACORTE Nicola	38.562
7	76	NARAC Raphael	38.568
8	45	BEETON Jack	38.593
9	37	SZTUKA Kacper	38.603
10	18	FRASSINETI Andrea	38.608
11	14	AL DHAHERI Rashid	38.617
12	20	DAVID Zachary	38.649
13	29	ELKIN Ariel	38.656
14	16	NOBELS Aurelia Corine	38.661
15	31	BOHRA Akshay	38.676
16	8	TAPONEN Tuukka	38.688
17	13	WHARTON James	38.699
18	17	DOMINGUES Ivan	38.730
19	10	KLUSS Valentin	38.750
20	12	PRADEL Gianmarco	38.751
21	93	QUINTARELLI Matteo	38.812
22	57	BHIROMBHAKDI Nanda	38.826
23	27	ISCHER Ethan	38.868
24	9	SPINA Alfio	38.890
25	78	BLOKHINA Viktoria	38.895
26	21	HAUSMANN Tina	38.940
27	61	WIEBELHAUS Finn	38.949
28	11	AKHMEDKHODJAEV Is	39.156
29	86	DE LA TORRE RAMIRE	39.156
30	15	BADOER Brando	39.170
31	63	LUCHETTI Guido	39.364
32	87	LUND Frederik	39.505





7.5



ACI Racing Weekend Monza, 24-25 Giugno 2023
Italian F4 Championship - Chronological Analysis Race 3

Autodromo Monza 5.793 m

Start at 14:24'03.550

1 / 5

Table for driver 3 U. UGOCHUKWU (1'53.541) showing lap times, segments, and local times.

Table for driver 10 V. KLUSS (1'53.909) showing lap times, segments, and local times.

Table for driver 7 M. FERREIRA (1'53.560) showing lap times, segments, and local times.

Table for driver 11 I. AKHMEDKHODJAEV (1'54.037) showing lap times, segments, and local times.

Table for driver 8 T. TAPONEN (1'53.791) showing lap times, segments, and local times.

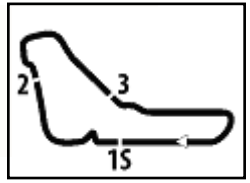
Table for driver 12 G. PRADEL (1'53.746) showing lap times, segments, and local times.

Table for driver 9 A. SPINA (1'54.238) showing lap times, segments, and local times.

Table for driver 12 G. PRADEL (1'53.746) showing lap times, segments, and local times.

25/06/2023 P = Pits In/Out - C = Lap Time Cancelled



**7.5**

# ACI Racing Weekend Monza, 24-25 Giugno 2023

## Italian F4 Championship - Chronological Analysis Race 3

Autodromo Monza 5.793 m

Start at 14:24'03.550

**2 / 5**

13	11.480	25.444	38.430	39.197	1'54.551	242,7	14:48'59.965	11	11.448	25.518	38.231	38.855	1'54.052	242,2	14:45'17.709
14	11.378	25.659	38.380	38.835	1'54.252	242,7	14:50'54.217	12	11.375	25.659	39.024	39.062	1'55.120	241,6	14:47'12.829
15	11.428	25.399	38.495	38.906	1'54.228	239,5	14:52'48.445	13	<b>11.246</b>	26.122	39.630	39.006	1'56.004	246,0	14:49'08.833
16	11.444	25.535	38.508	38.979	1'54.466	238,4	14:54'42.911	14	11.320	25.881	38.984	39.252	1'55.437	241,1	14:51'04.270
17	11.417	25.518	38.557	38.961	1'54.453	242,2	14:56'37.364	15	11.344	25.376	38.739	39.217	1'54.676	244,3	14:52'58.946

Race Time 32'33.814

Race Time 32'46.378

**13 J. WHARTON (1'53.818)**

Lap	Seg.1	Seg.2	Seg.3	Seg.4	Lap Time	km/h	Local Time
1			39.345	39.835	1'58.793		14:26'02.343
2	11.583	25.663	38.731	40.185	1'56.162	237,9	14:27'58.505
3	<b>11.330</b>	26.036	38.815	39.403	1'55.584	240,5	14:29'54.089
4	11.624	25.699	38.441	38.857	1'54.621	237,4	14:31'48.710
5	11.343	25.657	38.656	38.788	1'54.444	<b>244,3</b>	14:33'43.154
6	11.627	25.437	38.367	38.807	1'54.238	240,5	14:35'37.392
7	11.618	25.597	38.849	38.834	1'54.898	241,1	14:37'32.290
8	11.758	25.509	38.391	38.922	1'54.580	228,8	14:39'26.870
9	11.454	25.450	38.325	38.856	1'54.085	240,0	14:41'20.955
10	11.479	25.361	38.279	<b>38.699</b>	<b>1'53.818</b>	243,8	14:43'14.773
11	11.427	25.520	<b>38.251</b>	38.896	1'54.094	242,7	14:45'08.867
12	11.505	25.324	38.416	38.802	1'54.047	240,0	14:47'02.914
13	11.535	<b>25.294</b>	38.458	38.936	1'54.223	238,9	14:48'57.137
14	11.516	25.367	38.312	38.853	1'54.048	240,0	14:50'51.185
15	11.575	25.351	38.336	38.897	1'54.159	240,0	14:52'45.344
16	11.582	25.407	38.369	38.899	1'54.257	238,9	14:54'39.601
17	11.600	25.457	38.663	39.148	1'54.868	238,4	14:56'34.469

Race Time 32'30.919

**17 I. DOMINGUES (1'53.551)**

Lap	Seg.1	Seg.2	Seg.3	Seg.4	Lap Time	km/h	Local Time
1			39.109	39.241	1'59.417		14:26'02.967
2	<b>11.236</b>	26.187	38.775	39.250	1'55.448	<b>244,3</b>	14:27'58.415
3	11.317	25.581	38.469	39.147	1'54.514	241,6	14:29'52.929
4	11.496	25.548	38.105	38.829	1'53.978	242,2	14:31'46.907
5	11.413	25.458	38.799	39.022	1'54.692	243,2	14:33'41.599
6	11.513	25.492	38.342	38.816	1'54.163	241,6	14:35'35.762
7	11.546	25.452	38.060	38.823	1'53.881	240,0	14:37'29.643
8	11.551	<b>25.320</b>	38.117	38.889	1'53.877	238,9	14:39'23.520
9	11.469	25.350	<b>37.947</b>	38.785	<b>1'53.551</b>	240,5	14:41'17.071
10	11.362	25.397	38.710	39.574	1'55.043	243,2	14:43'12.114
11	11.429	25.838	38.598	38.833	1'54.698	214,7	14:45'06.812
12	11.531	25.369	38.054	39.182	1'54.136	239,5	14:47'00.948
13	11.489	25.372	38.256	38.792	1'53.909	240,5	14:48'54.857
14	11.461	25.442	38.194	38.913	1'54.010	241,1	14:50'48.867
15	11.575	25.372	38.006	<b>38.730</b>	1'53.683	238,4	14:52'42.550
16	11.590	25.340	42.837	54.202	2'13.969P	238,4	14:54'56.519

Race Time 30'52.969

**14 R. AL DHAHERI (1'53.430)**

Lap	Seg.1	Seg.2	Seg.3	Seg.4	Lap Time	km/h	Local Time
1			38.929	39.476	1'59.278		14:26'02.828
2	11.383	26.093	39.358	39.102	1'55.936	242,2	14:27'58.764
3	<b>11.268</b>	25.839	38.830	39.445	1'55.382	<b>244,9</b>	14:29'54.146
4	11.512	25.483	38.238	39.072	1'54.305	238,9	14:31'48.451
5	11.609	25.638	38.973	38.849	1'55.069	239,5	14:33'43.520
6	11.432	25.509	38.227	38.979	1'54.147	243,2	14:35'37.667
7	11.371	25.508	39.096	38.862	1'54.837	243,8	14:37'32.504
8	11.403	25.413	38.240	38.837	1'53.893	240,0	14:39'26.397
9	11.617	25.360	38.167	38.727	1'53.871	236,3	14:41'20.268
10	11.587	25.491	38.133	38.819	1'54.030	237,4	14:43'14.298
11	11.567	25.417	38.158	38.776	1'53.918	237,4	14:45'08.216
12	11.600	25.392	38.090	<b>38.617</b>	1'53.699	237,9	14:47'01.915
13	11.547	25.396	38.254	38.686	1'53.883	238,4	14:48'55.798
14	11.461	25.396	38.283	38.749	1'53.889	241,1	14:50'49.687
15	11.461	<b>25.273</b>	<b>38.037</b>	38.659	<b>1'53.430</b>	241,1	14:52'43.117
16	11.402	25.296	38.424	38.656	1'53.778	243,2	14:54'36.895
17	11.583	25.442	38.300	38.856	1'54.181	237,4	14:56'31.076

Race Time 32'27.526

**18 A. FRASSINETI (1'53.981)**

Lap	Seg.1	Seg.2	Seg.3	Seg.4	Lap Time	km/h	Local Time
1			39.561	39.194	2'04.432		14:26'07.982
2	<b>11.253</b>	26.762	39.444	39.530	1'56.989	240,0	14:28'04.971
3	11.493	26.287	38.936	39.893	1'56.609	241,1	14:30'01.580
4	11.386	26.431	38.501	39.989	1'56.307	243,8	14:31'57.887
5	11.492	25.659	39.306	39.398	1'55.855	244,9	14:33'53.742
6	11.616	25.405	<b>38.051</b>	38.909	<b>1'53.981</b>	239,5	14:35'47.723
7	11.591	25.566	38.434	<b>38.608</b>	1'54.199	236,8	14:37'41.922
8	11.311	25.600	38.577	38.756	1'54.244	<b>245,5</b>	14:39'36.166
9	11.485	<b>25.228</b>	39.157	38.980	1'54.850	240,0	14:41'31.016
10	11.640	25.624	38.515	38.936	1'54.851	233,8	14:43'25.867
11	11.645	25.619	38.516	38.848	1'54.628	236,8	14:45'20.495
12	11.679	25.583	38.420	38.895	1'54.577	238,9	14:47'15.072
13	11.614	25.532	38.354	38.947	1'54.447	237,9	14:49'09.519
14	11.494	25.659	39.231	39.558	1'55.942	242,2	14:51'05.461
15	11.538	25.479	38.625	38.883	1'54.525	240,0	14:52'59.986
16	11.585	25.664	38.893	39.176	1'55.318	240,0	14:54'55.304
17	11.663	25.707	38.789	39.283	1'55.442	234,3	14:56'50.746

Race Time 32'47.196

**15 B. BADOER (2'07.036)**

Lap	Seg.1	Seg.2	Seg.3	Seg.4	Lap Time	km/h	Local Time
1			<b>39.022</b>	<b>39.170</b>	1'57.512		14:26'01.062
2	<b>11.433</b>	<b>25.444</b>	39.900	50.259	<b>2'07.036</b>	<b>240,5</b>	14:28'08.098

Race Time 4'04.548

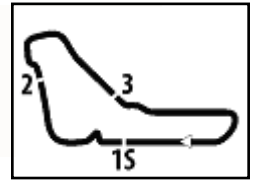
**20 Z. DAVID (1'53.833)**

Lap	Seg.1	Seg.2	Seg.3	Seg.4	Lap Time	km/h	Local Time
1			39.451	39.303	1'59.996		14:26'03.546
2	11.390	25.645	39.336	39.326	1'55.697	243,2	14:27'59.243
3	11.426	25.700	38.910	39.248	1'55.284	244,3	14:29'54.527
4	11.418	26.016	38.584	39.053	1'55.071	<b>246,6</b>	14:31'49.598
5	11.487	25.632	38.517	38.979	1'54.615	243,8	14:33'44.213
6	<b>11.341</b>	25.852	38.567	38.833	1'54.593	244,3	14:35'38.806
7	11.642	25.511	38.407	38.848	1'54.408	238,4	14:37'33.214
8	11.541	25.442	38.365	38.868	1'54.216	240,0	14:39'27.430
9	11.507	26.232	38.323	38.769	1'54.831	241,6	14:41'22.261
10	11.611	25.424	38.310	<b>38.649</b>	1'53.994	233,8	14:43'16.255
11	11.605	<b>25.372</b>	<b>38.202</b>	38.654	<b>1'53.833</b>	240,0	14:45'10.088
12	11.627	25.478	38.536	39.268	1'54.909	236,8	14:47'04.997
13	11.675	25.429	38.532	38.980	1'54.616	237,9	14:48'59.613
14	11.621	25.479	38.313	38.796	1'54.209	236,3	14:50'53.822

25/06/2023

P = Pits In/Out - C = Lap Time Cancelled



**7.5**

# ACI Racing Weekend Monza, 24-25 Giugno 2023

## Italian F4 Championship - Chronological Analysis Race 3

Autodromo Monza 5.793 m

Start at 14:24'03.550

**3 / 5**

15	11.680	25.433	38.317	38.903	1'54.333	237,9	14:52'48.155
16	11.663	25.429	38.276	38.924	1'54.292	234,3	14:54'42.447
17	11.649	25.486	38.465	38.882	1'54.482	233,3	14:56'36.929
							Race Time 32'33.379

Race Time 32'39.862

**21 T. HAUSMANN (1'54.337)**

Lap	Seg.1	Seg.2	Seg.3	Seg.4	Lap Time	km/h	Local Time
1			41.145	39.793	2'07.042		14:26'10.592
2	11.347	26.487	39.591	39.648	1'57.073	243,2	14:28'07.665
3	11.426	25.575	38.642	39.486	1'55.129	242,7	14:30'02.794
4	11.330	25.894	39.397	40.195	1'56.816	<b>245,5</b>	14:31'59.610
5	11.418	25.566	38.821	39.851	1'55.656	244,9	14:33'55.266
6	11.392	28.257	38.626	39.211	1'57.486	242,7	14:35'52.752
7	<b>11.280</b>	25.778	38.460	39.207	1'54.725	<b>245,5</b>	14:37'47.477
8	11.401	25.553	<b>38.167</b>	39.592	1'54.713	242,7	14:39'42.190
9	11.564	25.351	38.676	39.062	1'54.653	238,9	14:41'36.843
10	11.544	25.424	38.551	39.168	1'54.687	237,4	14:43'31.530
11	11.517	25.361	38.611	39.156	1'54.645	238,4	14:45'26.175
12	11.465	25.585	39.610	39.513	1'56.173	243,8	14:47'22.348
13	11.386	26.860	38.817	39.281	1'56.344	239,5	14:49'18.692
14	11.412	25.540	38.592	39.104	1'54.648	238,9	14:51'13.340
15	11.527	<b>25.334</b>	38.410	39.066	<b>1'54.337</b>	241,6	14:53'07.677
16	11.526	25.375	38.638	<b>38.940</b>	1'54.479	239,5	14:55'02.156
17	11.489	25.591	38.317	39.093	1'54.490	241,1	14:56'56.646
							Race Time 32'53.096

**29 A. ELKIN (1'53.800)**

Lap	Seg.1	Seg.2	Seg.3	Seg.4	Lap Time	km/h	Local Time
1			38.810	40.086	2'03.674		14:26'07.224
2	<b>11.283</b>	25.982	39.119	39.319	1'55.703	<b>243,2</b>	14:28'02.927
3	11.345	26.244	38.645	38.855	1'55.089	242,7	14:29'58.016
4	11.370	25.557	<b>38.223</b>	39.489	1'54.639	238,4	14:31'52.655
5	11.606	25.566	38.400	38.783	1'54.355	238,4	14:33'47.010
6	11.665	25.661	38.432	38.699	1'54.457	238,9	14:35'41.467
7	11.576	<b>25.340</b>	38.228	<b>38.656</b>	<b>1'53.800</b>	240,0	14:37'35.267
8	11.423	25.425	38.543	38.780	1'54.171	240,0	14:39'29.438
9	11.426	25.397	52.720	1'04.811	2'34.354P	242,7	14:42'03.792
							Race Time 18'00.242

**31 A. BOHRA (1'53.577)**

Lap	Seg.1	Seg.2	Seg.3	Seg.4	Lap Time	km/h	Local Time
1			39.264	39.909	1'58.888		14:26'02.438
2	11.466	25.706	38.913	39.633	1'55.718	238,4	14:27'58.156
3	11.594	<b>25.222</b>	38.451	38.943	1'54.210	238,9	14:29'52.366
4	11.610	25.516	38.197	38.846	1'54.169	237,9	14:31'46.535
5	11.495	25.430	38.777	38.854	1'54.556	241,6	14:33'41.091
6	11.477	25.364	38.098	38.800	1'53.739	<b>244,3</b>	14:35'34.830
7	11.529	25.472	38.298	38.771	1'54.070	238,9	14:37'28.900
8	<b>11.262</b>	25.474	38.638	38.718	1'54.092	243,8	14:39'22.992
9	11.451	25.290	38.045	38.848	1'53.634	240,5	14:41'16.626
10	11.395	25.438	38.947	39.385	1'55.165	243,2	14:43'11.791
11	11.597	25.540	<b>38.040</b>	38.845	1'54.022	236,8	14:45'05.813
12	11.659	25.739	38.407	38.833	1'54.638	235,8	14:47'00.451
13	11.477	25.303	38.109	38.788	1'53.677	241,1	14:48'54.128
14	11.434	25.259	38.128	38.756	<b>1'53.577</b>	241,1	14:50'47.705
15	11.519	25.330	38.084	<b>38.676</b>	1'53.609	239,5	14:52'41.314
16	11.517	25.294	38.094	38.763	1'53.668	240,0	14:54'34.982
17	11.508	25.286	38.217	38.840	1'53.851	239,5	14:56'28.833
							Race Time 32'25.283

**37 K. SZTUKA (1'53.322)**

Lap	Seg.1	Seg.2	Seg.3	Seg.4	Lap Time	km/h	Local Time
1			38.357	38.972	1'56.003		14:25'59.553
2	11.475	25.737	39.010	39.027	1'55.249	235,3	14:27'54.802
3	11.682	26.344	38.997	39.032	1'56.055	235,3	14:29'50.857
4	<b>11.380</b>	25.611	39.090	38.873	1'54.954	<b>242,2</b>	14:31'45.811
5	11.442	25.411	39.172	38.791	1'54.816	<b>242,2</b>	14:33'40.627
6	11.626	25.246	38.008	38.724	1'53.604	238,9	14:35'34.231
7	11.533	25.380	38.431	38.701	1'54.045	241,6	14:37'28.276
8	11.516	25.301	38.183	38.714	1'53.714	240,5	14:39'21.990
9	11.476	25.332	38.305	39.048	1'54.161	241,1	14:41'16.151
10	11.621	25.424	39.152	39.517	1'55.714	236,8	14:43'11.865
11	11.518	25.913	38.224	38.642	1'54.297	235,8	14:45'06.162
12	11.439	25.539	38.039	38.731	1'53.748	241,1	14:46'59.910
13	11.650	25.201	37.947	38.630	1'53.428	236,3	14:48'53.338
14	11.579	<b>25.196</b>	<b>37.912</b>	38.635	<b>1'53.322</b>	237,9	14:50'46.660
15	11.610	25.298	37.980	<b>38.603</b>	1'53.491	237,4	14:52'40.151
16	11.625	25.289	38.011	38.682	1'53.607	237,9	14:54'33.758
17	11.584	25.206	38.081	38.608	1'53.479	237,4	14:56'27.237
							Race Time 32'23.687

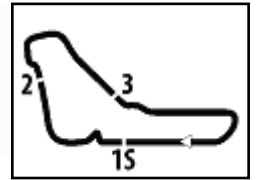
**45 J. BEETON (1'53.789)**

Lap	Seg.1	Seg.2	Seg.3	Seg.4	Lap Time	km/h	Local Time
1			39.781	40.315	2'03.156		14:26'06.706
2	11.445	26.152	39.209	39.598	1'56.404	238,9	14:28'03.110
3	<b>11.210</b>	26.038	38.420	39.035	1'54.703	<b>246,0</b>	14:29'57.813
4	11.478	25.464	38.368	39.622	1'54.932	241,1	14:31'52.745
5	11.532	25.650	38.637	38.671	1'54.490	240,5	14:33'47.235
6	11.386	25.822	38.480	39.061	1'54.749	241,6	14:35'41.984
7	11.468	25.894	39.297	39.133	1'55.792	242,2	14:37'37.776
8	11.471	25.692	38.435	38.864	1'54.462	242,2	14:39'32.238

25/06/2023

P = Pits In/Out - C = Lap Time Cancelled





## ACI Racing Weekend Monza, 24-25 Giugno 2023

### Italian F4 Championship - Chronological Analysis Race 3

Start at 14:24'03.550

4 / 5

9	11.522	<b>25.013</b>	39.021	38.930	1'54.486	238,4	14:41'26.724	12	11.718	25.453	38.498	38.871	1'54.540	234,8	14:47'50.892
10	11.370	25.647	38.431	<b>38.593</b>	1'54.041	244,3	14:43'20.765	13	11.655	25.427	38.246	38.955	1'54.283	235,3	14:49'45.175
11	11.367	25.851	38.895	38.755	1'54.868	242,7	14:45'15.633	14	<b>11.652</b>	25.377	38.398	39.007	1'54.434	235,8	14:51'39.609
12	11.413	25.446	<b>38.224</b>	38.706	<b>1'53.789</b>	242,7	14:47'09.422	15	11.663	<b>25.362</b>	38.227	38.835	<b>1'54.087</b>	236,3	14:53'33.696
13	11.399	25.553	38.368	39.062	1'54.382	242,7	14:49'03.804	16	11.671	25.449	38.330	38.852	1'54.302	236,3	14:55'27.998
14	11.438	25.383	38.665	39.802	1'55.288	241,6	14:50'59.092	17	11.656	25.398	38.316	<b>38.826</b>	1'54.196	234,8	14:57'22.194
15	11.573	25.394	38.245	38.652	1'53.864	238,9	14:52'52.956	Race Time 33'18.644							
16	11.566	25.425	39.242	38.658	1'54.891	237,9	14:54'47.847	Race Time 32'38.273							
17	11.568	25.376	38.326	38.706	1'53.976	237,4	14:56'41.823	Race Time 32'38.273							

61 F. WIEBELHAUS (1'54.876)							
Lap	Seg.1	Seg.2	Seg.3	Seg.4	Lap Time	km/h	Local Time
1			41.067	40.123	2'07.436		14:26'10.986
2	11.400	25.922	39.014	39.179	1'55.515	<b>243,2</b>	14:28'06.501
3	<b>11.351</b>	25.719	39.298	39.348	1'55.716	242,7	14:30'02.217
4	11.362	26.331	39.184	39.901	1'56.778	242,2	14:31'58.995
5	11.452	25.836	38.802	39.203	1'55.293	239,5	14:33'54.288
6	11.493	25.844	38.738	39.204	1'55.279	239,5	14:35'49.567
7	11.692	25.758	38.712	39.062	1'55.224	237,9	14:37'44.791
8	11.733	25.782	38.531	39.576	1'56.622	236,3	14:39'40.413
9	11.550	25.648	39.041	39.083	1'55.322	239,5	14:41'35.735
10	11.642	25.728	38.448	39.058	<b>1'54.876</b>	237,9	14:43'30.611
11	11.693	25.841	<b>38.411</b>	39.106	1'55.051	236,3	14:45'25.662
12	11.733	25.775	40.374	39.377	1'57.259	235,3	14:47'22.921
13	11.623	25.682	38.938	39.101	1'55.344	237,4	14:49'18.265
14	11.605	25.730	39.205	39.209	1'55.749	237,4	14:51'14.014
15	11.592	<b>25.611</b>	38.603	39.092	1'54.898	238,4	14:53'08.912
16	11.655	25.765	38.705	<b>38.949</b>	1'55.074	236,8	14:55'03.986
17	11.633	25.659	38.771	39.098	1'55.161	236,8	14:56'59.147
Race Time 32'55.597							

47 N. LACORTE (1'53.494)							
Lap	Seg.1	Seg.2	Seg.3	Seg.4	Lap Time	km/h	Local Time
1			39.681	41.725	2'03.410		14:26'06.960
2	11.336	26.108	40.034	39.132	1'56.610	231,3	14:28'03.570
3	<b>11.126</b>	25.855	39.323	38.790	1'55.094	<b>247,1</b>	14:29'58.664
4	11.221	25.920	39.192	38.700	1'55.033	242,2	14:31'53.697
5	11.359	25.338	39.044	39.153	1'54.894	246,0	14:33'48.591
6	11.510	<b>25.275</b>	38.302	38.651	1'53.738	241,1	14:35'42.329
7	11.286	25.764	38.852	38.697	1'54.599	246,0	14:37'36.928
8	11.424	25.322	<b>38.186</b>	<b>38.562</b>	<b>1'53.494</b>	242,2	14:39'30.422
9	11.280	25.296	39.772	39.543	1'55.891	244,3	14:41'26.313
10	11.444	25.341	38.247	38.816	1'53.848	241,1	14:43'20.161
11	11.405	25.510	38.500	38.666	1'54.081	243,8	14:45'14.242
12	11.290	25.430	38.387	38.709	1'53.816	245,5	14:47'08.058
13	11.418	25.289	38.455	38.896	1'54.058	242,2	14:49'02.116
14	11.348	25.348	38.596	38.915	1'54.207	244,3	14:50'56.323
15	11.418	25.348	38.512	38.805	1'54.083	242,7	14:52'50.406
16	11.456	25.662	39.471	39.016	1'55.605	242,2	14:54'46.011
17	11.506	25.443	38.595	38.775	1'54.319	240,0	14:56'40.330
Race Time 32'36.780							

63 G. LUCHETTI (1'55.663)							
Lap	Seg.1	Seg.2	Seg.3	Seg.4	Lap Time	km/h	Local Time
1			41.266	39.890	2'07.785		14:26'11.335
2	<b>11.346</b>	26.306	40.135	39.591	1'57.378	<b>245,5</b>	14:28'08.713
3	11.449	25.755	39.099	39.447	1'55.750	243,2	14:30'04.463
4	11.523	26.072	39.841	39.934	1'57.370	241,6	14:32'01.833
5	11.576	25.810	39.991	39.497	1'56.874	240,5	14:33'58.707
6	11.585	25.584	39.061	39.525	1'55.755	240,0	14:35'54.462
7	11.559	<b>25.554</b>	39.118	39.457	1'55.688	241,1	14:37'50.150
8	11.615	25.845	<b>38.839</b>	<b>39.364</b>	<b>1'55.663</b>	238,9	14:39'45.813
9	11.575	25.667	39.133	40.264	1'56.639	238,9	14:41'42.452
10	11.570	25.646	39.108	39.534	1'55.858	238,9	14:43'38.310
11	11.670	25.759	39.069	39.566	1'56.064	237,4	14:45'34.374
12	11.729	25.705	39.089	39.487	1'56.010	235,3	14:47'30.384
13	11.730	25.842	39.305	39.509	1'56.386	235,8	14:49'26.770
14	11.716	25.743	39.114	39.688	1'56.261	235,3	14:51'23.031
15	11.748	25.713	38.985	39.497	1'55.943	235,8	14:53'18.974
16	11.761	25.781	39.266	39.435	1'56.243	235,3	14:55'15.217
17	11.703	25.728	39.355	39.609	1'56.395	235,3	14:57'11.612
Race Time 33'08.062							

48 J. EGOZI (1'53.496)							
Lap	Seg.1	Seg.2	Seg.3	Seg.4	Lap Time	km/h	Local Time
1			39.784	40.576	2'02.868		14:26'06.418
2	11.712	25.956	39.031	39.710	1'56.409	235,3	14:28'02.827
3	11.499	26.435	38.666	39.009	1'55.609	237,9	14:29'58.436
4	11.446	25.917	38.440	38.826	1'54.629	240,5	14:31'53.065
5	11.435	25.701	39.123	39.688	1'55.947	243,2	14:33'49.012
6	11.509	25.395	38.195	38.676	1'53.775	239,5	14:35'42.787
7	11.479	25.418	38.922	39.448	1'55.267	242,7	14:37'38.054
8	11.351	25.629	38.764	38.691	1'54.435	246,0	14:39'32.489
9	11.297	<b>24.937</b>	38.606	39.055	1'53.895	244,3	14:41'26.384
10	11.487	25.583	38.286	38.679	1'54.035	240,0	14:43'20.419
11	11.360	25.750	38.533	38.695	1'54.338	243,2	14:45'14.757
12	11.509	25.362	38.304	38.837	1'54.012	241,1	14:47'08.769
13	11.393	25.447	38.279	38.948	1'54.067	240,0	14:49'02.836
14	11.506	25.559	38.522	39.011	1'54.598	238,4	14:50'57.434
15	11.529	25.515	<b>38.009</b>	<b>38.443</b>	<b>1'53.496</b>	240,0	14:52'50.930
16	<b>11.256</b>	25.577	52.479	38.941	2'08.253	<b>246,6</b>	14:54'59.183
17	11.656	25.530	38.189	38.707	1'54.082	235,8	14:56'53.265
Race Time 32'49.715							

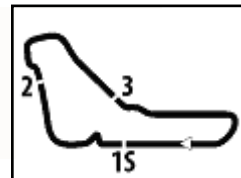
66 R. LIU (1'53.533)							
Lap	Seg.1	Seg.2	Seg.3	Seg.4	Lap Time	km/h	Local Time
1			40.078	40.452	2'06.224		14:26'09.774
2	11.557	25.742	38.846	39.169	1'55.314	240,5	14:28'05.088
3	<b>11.249</b>	26.021	39.324	39.633	1'56.227	<b>247,7</b>	14:30'01.315
4	11.366	25.529	38.161	40.975	1'56.031	243,8	14:31'57.346
5	11.355	25.525	39.269	38.763	1'54.912	246,6	14:33'52.258
6	11.505	25.369	<b>38.010</b>	39.023	1'53.907	242,7	14:35'46.165
7	11.530	<b>25.272</b>	38.063	38.668	<b>1'53.533</b>	241,1	14:37'39.698
8	11.335	25.375	38.878	38.633	1'54.221	246,0	14:39'33.919
9	11.365	25.389	38.384	38.741	1'53.879	243,2	14:41'27.798
10	11.342	25.677	38.542	38.862	1'54.423	242,7	14:43'22.221
11	11.450	25.690	38.698	<b>38.552</b>	1'54.390	240,5	14:45'16.611
12	11.383	25.689	39.292	39.326	1'55.690	237,4	14:47'12.301
13	11.426	25.947	39.126	39.515	1'56.014	241,6	14:49'08.315
14	11.378	25.705	38.877	39.161	1'55.121	238,9	14:51'03.436

25/06/2023

P = Pits In/Out - C = Lap Time Cancelled







# ACI Racing Weekend Monza, 24-25 Giugno 2023

## Italian F4 Championship - Chronological Analysis Race 3

Start at 14:24'03.550

**5 / 5**

15	11.641	25.400	38.371	38.730	1'54.142	237,9	14:52'57.578
16	11.396	25.623	39.245	38.930	1'55.194	243,2	14:54'52.772
17	11.630	25.647	39.521	39.105	1'55.903	236,8	14:56'48.675
Race Time 32'45.125							

Race Time 33'03.608

76 R. NARAC (1'53.703)							
Lap	Seg.1	Seg.2	Seg.3	Seg.4	Lap Time	km/h	Local Time
1			39.531	41.342	2'03.107		14:26'06.657
2	11.504	25.820	38.904	39.573	1'55.801	239,5	14:28'02.458
3	11.502	25.587	38.612	38.962	1'54.663	240,5	14:29'57.121
4	11.585	25.500	38.309	38.860	1'54.254	240,0	14:31'51.375
5	11.529	25.450	38.168	38.976	1'54.123	242,7	14:33'45.498
6	11.586	25.339	38.835	39.041	1'54.801	239,5	14:35'40.299
7	11.525	25.813	<b>38.077</b>	38.673	1'54.088	<b>243,2</b>	14:37'34.387
8	11.489	25.415	38.852	38.937	1'54.693	240,5	14:39'29.080
9	11.565	<b>25.276</b>	39.264	39.088	1'55.193	236,8	14:41'24.273
10	11.588	25.686	38.431	38.849	1'54.554	235,3	14:43'18.827
11	11.614	25.531	38.492	38.842	1'54.479	235,3	14:45'13.306
12	11.635	25.467	38.290	38.711	1'54.103	238,4	14:47'07.409
13	11.626	25.405	38.280	38.763	1'54.074	237,9	14:49'01.483
14	11.509	25.472	38.162	38.763	1'53.906	241,1	14:50'55.389
15	11.541	25.355	38.239	<b>38.568</b>	<b>1'53.703</b>	238,9	14:52'49.092
16	11.467	25.514	38.356	38.852	1'54.189	240,0	14:54'43.281
17	<b>11.412</b>	25.505	38.690	38.818	1'54.425	239,5	14:56'37.706
Race Time 32'34.156 + 5.000Pen							

78 V. BLOKHINA (1'54.350)							
Lap	Seg.1	Seg.2	Seg.3	Seg.4	Lap Time	km/h	Local Time
1			42.083	40.444	2'08.931		14:26'12.481
2	11.484	25.985	39.769	39.797	1'57.035	240,0	14:28'09.516
3	11.518	25.779	38.435	39.311	1'55.043	240,5	14:30'04.559
4	11.458	26.012	38.471	39.745	1'55.686	242,2	14:32'00.245
5	11.424	26.058	38.720	39.606	1'55.808	237,9	14:33'56.053
6	<b>11.380</b>	25.787	38.984	40.335	1'56.486	243,2	14:35'52.539
7	11.472	26.319	38.685	38.984	1'55.460	244,9	14:37'47.999
8	11.439	25.684	38.352	39.004	1'54.479	242,2	14:39'42.478
9	11.507	25.626	38.743	39.129	1'55.005	233,8	14:41'37.483
10	11.462	<b>25.431</b>	38.463	39.180	1'54.536	243,8	14:43'32.019
11	11.463	25.643	38.398	39.036	1'54.540	241,6	14:45'26.559
12	11.394	25.652	39.104	39.416	1'55.566	<b>246,0</b>	14:47'22.125
13	11.619	26.232	38.493	39.021	1'55.365	231,3	14:49'17.490
14	11.605	25.637	38.433	39.052	1'54.727	238,4	14:51'12.217
15	11.599	25.524	38.332	<b>38.895</b>	<b>1'54.350</b>	239,5	14:53'06.567
16	11.612	25.588	<b>38.307</b>	39.021	1'54.528	237,9	14:55'01.095
17	11.554	25.576	38.463	39.041	1'54.634	236,8	14:56'55.729
Race Time 32'52.179							

86 D. DE LA TORRE RAMIREZ (1'54.788)							
Lap	Seg.1	Seg.2	Seg.3	Seg.4	Lap Time	km/h	Local Time
1			40.978	39.755	2'08.107		14:26'11.657
2	<b>11.307</b>	26.093	39.641	39.401	1'56.442	237,9	14:28'08.099
3	11.387	25.579	38.656	39.433	1'55.055	242,2	14:30'03.154
4	11.367	25.956	39.059	40.487	1'56.869	<b>245,5</b>	14:32'00.023
5	11.494	25.773	38.541	39.707	1'55.515	242,7	14:33'55.538
6	11.407	25.743	39.418	39.905	1'56.473	243,8	14:35'52.011
7	11.685	25.696	<b>38.362</b>	39.241	1'54.984	238,4	14:37'46.995
8	11.474	27.687	39.324	39.289	1'57.774	241,1	14:39'44.769
9	11.397	26.039	38.897	40.728	1'57.061	241,6	14:41'41.830
10	11.690	25.687	38.536	39.411	1'55.324	235,3	14:43'37.154
11	11.657	25.709	38.587	39.296	1'55.249	236,3	14:45'32.403
12	11.703	<b>25.523</b>	38.454	39.188	1'54.868	236,3	14:47'27.271
13	11.629	<b>25.523</b>	38.480	<b>39.156</b>	<b>1'54.788</b>	235,8	14:49'22.059
14	11.546	25.545	38.546	39.530	1'55.167	239,5	14:51'17.226
15	11.692	25.859	39.880	39.326	1'56.757	235,8	14:53'13.983
16	11.545	25.647	39.635	40.008	1'56.835	240,0	14:55'10.818
17	11.567	25.911	39.368	39.494	1'56.340	232,8	14:57'07.158

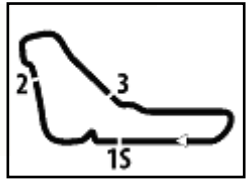
25/06/2023

P = Pits In/Out - C = Lap Time Cancelled

87 F. LUND (1'55.324)							
Lap	Seg.1	Seg.2	Seg.3	Seg.4	Lap Time	km/h	Local Time
1			40.430	39.988	2'06.871		14:26'10.421
2	11.520	25.718	38.944	39.721	1'55.903	240,0	14:28'06.324
3	11.574	25.606	39.061	39.520	1'55.761	238,9	14:30'02.085
4	<b>11.492</b>	26.223	39.259	39.797	1'56.771	238,4	14:31'58.856
5	11.625	<b>25.356</b>	39.416	39.863	1'56.260	<b>242,2</b>	14:33'55.116
6	11.578	25.595	38.955	<b>39.505</b>	1'55.633	238,4	14:35'50.749
7	11.701	25.582	38.847	39.705	1'55.835	235,3	14:37'46.584
8	11.535	25.455	38.826	39.736	1'55.552	241,1	14:39'42.136
9	11.718	25.770	39.473	39.581	1'56.542	234,3	14:41'38.678
10	11.722	25.538	38.992	39.616	1'55.868	232,8	14:43'34.546
11	11.750	25.852	<b>38.198</b>	39.524	<b>1'55.324</b>	234,3	14:45'29.870
12	11.684	25.469	39.035	39.605	1'55.793	235,8	14:47'25.663
13	11.680	25.432	39.005	39.531	1'55.648	235,3	14:49'21.311
14	11.684	25.554	38.954	39.697	1'55.889	236,8	14:51'17.200
15	11.777	25.829	39.188	39.580	1'56.374	235,8	14:53'13.574
16	11.763	25.795	39.551	39.985	1'57.094	234,3	14:55'10.668
17	11.759	25.842	39.236	39.615	1'56.452	236,8	14:57'07.120
Race Time 33'03.570							

93 M. QUINTARELLI (1'53.424)							
Lap	Seg.1	Seg.2	Seg.3	Seg.4	Lap Time	km/h	Local Time
1			39.341	39.697	2'03.912		14:26'07.462
2	11.292	26.819	39.706	39.342	1'57.159	231,3	14:28'04.621
3	<b>11.287</b>	25.900	39.417	39.808	1'56.412	241,1	14:30'01.033
4	11.675	26.560	38.064	39.797	1'56.096	241,6	14:31'57.129
5	11.398	25.673	39.617	39.011	1'55.699	241,6	14:33'52.828
6	11.475	25.579	38.341	38.933	1'54.328	<b>244,3</b>	14:35'47.156
7	11.548	25.363	37.729	38.819	1'53.459	243,8	14:37'40.615
8	11.494	25.571	38.380	38.903	1'54.348	241,1	14:39'34.963
9	11.522	25.535	<b>37.513</b>	38.854	<b>1'53.424</b>	240,5	14:41'28.387
10	11.444	25.576	38.488	38.962	1'54.470	242,7	14:43'22.857
11	11.475	25.720	38.324	<b>38.812</b>	1'54.331	242,7	14:45'17.188
12	11.436	25.625	39.021	39.246	1'55.328	240,0	14:47'12.516
13	11.398	26.048	39.308	39.301	1'56.055	230,8	14:49'08.571
14	11.328	25.699	39.003	39.320	1'55.350	241,1	14:51'03.921
15	11.403	<b>25.288</b>	38.716	38.970	1'54.377	242,7	14:52'58.298
16	11.487	25.517	38.738	39.219	1'54.961	241,1	14:54'53.259
17	11.364	25.819	38.828	39.147	1'56.158	235,8	14:56'49.417
Race Time 32'45.867							

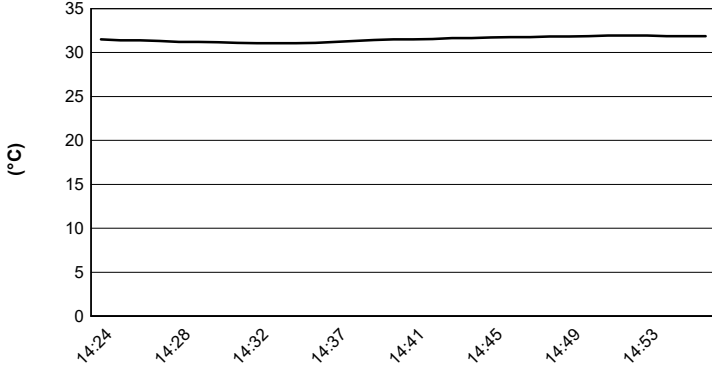




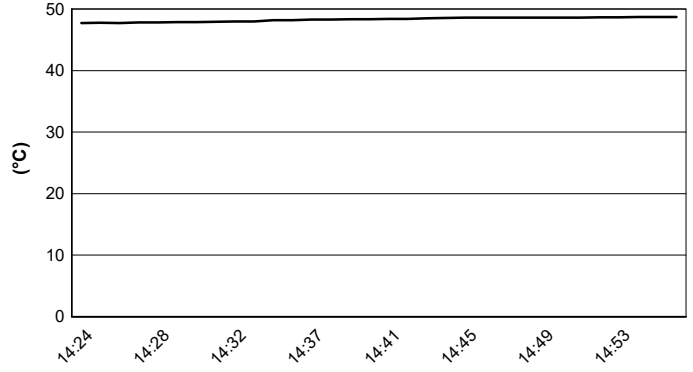
Autodromo Monza 5.793 m

**ACI Racing Weekend Monza, 24-25 Giugno 2023**  
**Italian F4 Championship - Weather Report Race 3**  
 Session started 14:24 - Session ended 14:57

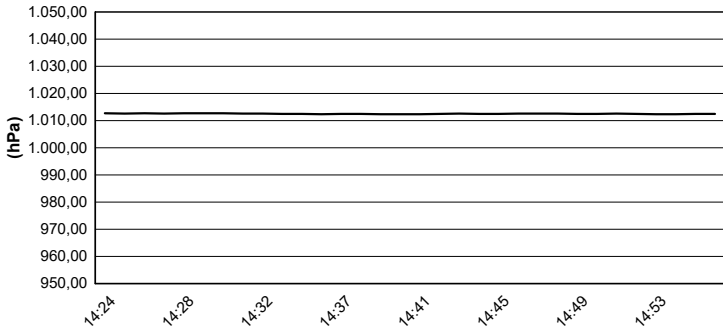
**Air Temperature**



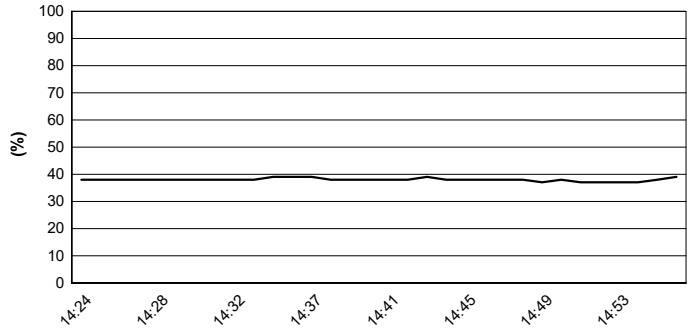
**Track Temperature**



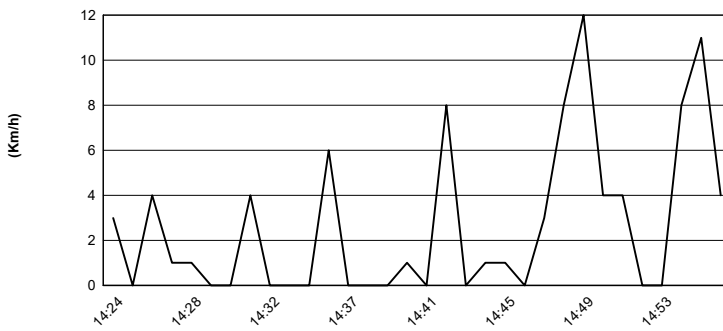
**Air Pressure**



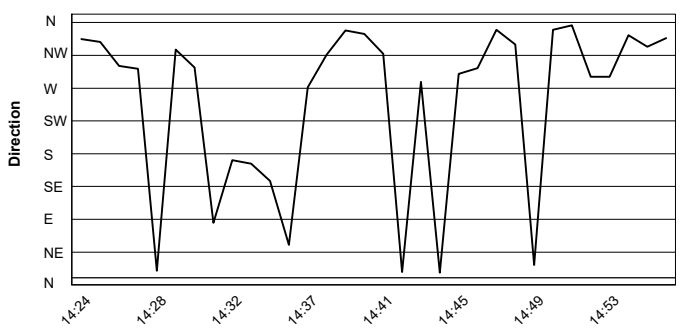
**Humidity**



**Wind Speed**



**Wind Direction**



25/06/2023




**ACI Racing Weekend Monza, 24-25 Giugno 2023**
**Italian F4 Championship - Starting Grid - Race 3 (Duration: 30' +1 Lap)**

<b>63</b>	<b>LUCHETTI G.</b> Airflow Racing	Tatuus <b>1'54.879</b>	<b>87</b>	<b>LUND F.</b> AKM Motorsport	Tatuus <b>1'54.753</b>	<b>16</b>
<b>86</b>	<b>DE LA TORRE RAMI</b> AKM Motorsport	Tatuus <b>1'54.730</b>	<b>11</b>	<b>AKHMEDKHODJAEV I</b> Van Amersfoort Racing	Tatuus <b>1'54.711</b>	<b>15</b>
<b>61</b>	<b>WIEBELHAUS F.</b> Jenzer Motorsport	Tatuus <b>1'54.227</b>	<b>78</b>	<b>BLOKHINA V.</b> PHM Racing	Tatuus <b>1'54.098</b>	<b>14</b>
<b>21</b>	<b>HAUSMANN T.</b> AKM Motorsport	Tatuus <b>1'53.935</b>	<b>27</b>	<b>ISCHER E.</b> Jenzer Motorsport	Tatuus <b>1'53.813</b>	<b>13</b>
<b>66</b>	<b>LIU R.</b> US Racing	Tatuus <b>1'53.735</b>	<b>7</b>	<b>FERREIRA M.</b> Van Amersfoort Racing	Tatuus <b>1'53.718</b>	<b>12</b>
<b>18</b>	<b>FRASSINETI A.</b> BVM Racing	Tatuus <b>1'53.681</b>	<b>45</b>	<b>BEETON J.</b> Van Amersfoort Racing	Tatuus <b>1'53.659</b>	<b>11</b>
<b>93</b>	<b>QUINTARELLI M.</b> R-ace GP	Tatuus <b>1'53.658</b>	<b>29</b>	<b>ELKIN A.</b> Jenzer Motorsport	Tatuus <b>1'53.628</b>	<b>10</b>
<b>57</b>	<b>BHIROMBHAKDI N.</b> PHM Racing	Tatuus <b>1'53.615</b>	<b>48</b>	<b>EGOZI J.</b> PHM Racing	Tatuus <b>1'53.613</b>	<b>9</b>
<b>16</b>	<b>NOBELS A.</b> Prema Racing	Tatuus <b>1'53.613</b>	<b>76</b>	<b>NARAC R.</b> R-ace GP	Tatuus <b>1'53.580</b>	<b>8</b>
<b>10</b>	<b>KLUSS V.</b> PHM Racing	Tatuus <b>1'53.439</b>	<b>12</b>	<b>PRADEL G.</b> US Racing	Tatuus <b>1'53.331</b>	<b>7</b>
<b>47</b>	<b>LACORTE N.</b> Prema Racing	Tatuus <b>1'53.329</b>	<b>20</b>	<b>DAVID Z.</b> US Racing	Tatuus <b>1'53.302</b>	<b>6</b>
<b>17</b>	<b>DOMINGUES I.</b> Van Amersfoort Racing	Tatuus <b>1'53.117</b>	<b>9</b>	<b>SPINA A.</b> BVM Racing	Tatuus <b>1'53.111</b>	<b>5</b>
<b>14</b>	<b>AL DHAHERI R.</b> Prema Racing	Tatuus <b>1'53.102</b>	<b>8</b>	<b>TAPONEN T.</b> Prema Racing	Tatuus <b>1'53.070</b>	<b>4</b>
<b>31</b>	<b>BOHRA A.</b> US Racing	Tatuus <b>1'53.005</b>	<b>13</b>	<b>WHARTON J.</b> Prema Racing	Tatuus <b>1'52.880</b>	<b>3</b>
<b>3</b>	<b>UGOCHUKWU U.</b> Prema Racing	Tatuus <b>1'52.851</b>	<b>37</b>	<b>SZTUKA K.</b> US Racing	Tatuus <b>1'52.816</b>	<b>2</b>
<b>15</b>	<b>BADOER B.</b> Van Amersfoort Racing	Tatuus <b>1'52.756</b>	<b>23</b>	<b>LINDBLAD A.</b> Prema Racing	Tatuus <b>1'52.751</b>	<b>1</b>

