

ACI Racing Weekend Mugello, 30 Settembre - 1 Ottobre 2023

Italian F4 Championship - Results Race 1

Laps 17 = 89,165 km - Avg 162,461 km/h - Race Time 32'55.821

No.	Driver	Nat	Entrant	Team	Car	Class	Laps	Time	Gap	Rel.	Fastest Lap
1	37 SZUKA Kacper	POL	US Racing	US Racing	Tatuus F4-T421		17	32'55.821		6	1'48.927
2	3 UGOCHUKWU Ugo	USA	Prema Racing	Prema Racing	Tatuus F4-T421		17	32'57.415	1.594	1.594	5 1'49.065
3	12 PRADEL Gianmarco	AUS	US Racing	US Racing	Tatuus F4-T421	R	17	33'05.210	9.389	7.795	6 1'49.312
4	14 AL DHAHERI Rashid	UAE	Prema Racing	Prema Racing	Tatuus F4-T421	R	17	33'06.423	10.602	1.213	6 1'49.604
5P	23 LINDBLAD Arvid	GBR	Prema Racing	Prema Racing	Tatuus F4-T421	R	17	33'09.108	13.287	2.685	5 1'49.170
6	31 BOHRA Akshay	SGP	US Racing	US Racing	Tatuus F4-T421	R	17	33'09.267	13.446	0.159	6 1'49.912
7	15 BADOER Brando	ITA	Van Amersfoort Racing	Van Amersfoort Racing	Tatuus F4-T421		17	33'10.619	14.798	1.352	6 1'50.022
8	13 WHARTON James	AUS	Prema Racing	Prema Racing	Tatuus F4-T421		17	33'12.860	17.039	2.241	7 1'49.804
9	77 SLATER Freddie	GBR	Van Amersfoort Racing	Van Amersfoort Racing	Tatuus F4-T421	R	17	33'13.492	17.671	0.632	7 1'49.817
10	17 DOMINGUES Ivan	POR	Van Amersfoort Racing	Van Amersfoort Racing	Tatuus F4-T421		17	33'14.244	18.423	0.752	8 1'49.726
11	7 FERREIRA Matheus	BRA	Van Amersfoort Racing	Van Amersfoort Racing	Tatuus F4-T421	R	17	33'15.369	19.548	1.125	5 1'49.720
12	48 EGOZI James	USA	PHM Racing	PHM Racing	Tatuus F4-T421	R	17	33'18.320	22.499	2.951	8 1'50.055
13	9 SPINA Alfio	ITA	BVM Racing	BVM Racing	Tatuus F4-T421		17	33'23.123	27.302	4.803	8 1'50.250
14	29 ELKIN Ariel	ISR	Jenzer Motorsport	Jenzer Motorsport	Tatuus F4-T421	R	17	33'23.342	27.521	0.219	12 1'50.446
15P	8 TAPONEN Tuukka	FIN	Prema Racing	Prema Racing	Tatuus F4-T421	R	17	33'23.555	27.734	0.213	7 1'49.212
16	76 NARAC Raphael	FRA	R-ace GP	R-ace GP	Tatuus F4-T421	R	17	33'24.986	29.165	1.431	6 1'50.282
17	27 ISCHER Ethan	CHE	Jenzer Motorsport	Jenzer Motorsport	Tatuus F4-T421		17	33'31.709	35.888	6.723	7 1'50.608
18	66 LIU Ruiqi	CHN	US Racing	US Racing	Tatuus F4-T421	R	17	33'32.072	36.251	0.363	7 1'50.895
19	21 HAUSMANN Tina	CHE	AKM Motorsport	AKM Motorsport	Tatuus F4-T421	R	17	33'36.822	41.001	4.750	9 1'51.173
20	26 KIM Hwarang	KOR	Jenzer Motorsport	Jenzer Motorsport	Tatuus F4-T421		17	33'37.428	41.607	0.606	9 1'50.687
21	45 BEETON Jack	AUS	Van Amersfoort Racing	Van Amersfoort Racing	Tatuus F4-T421	R	17	33'38.138	42.317	0.710	9 1'50.282
22	16 NOBELS Aurelia Corine	BRA	Prema Racing	Prema Racing	Tatuus F4-T421		17	33'44.984	49.163	6.846	5 1'51.076
23	87 LUND Frederik	DNK	AKM Motorsport	AKM Motorsport	Tatuus F4-T421		17	33'46.794	50.973	1.810	9 1'51.885
24	86 DE LA TORRE RAMIREZ Diego	MEX	AKM Motorsport	AKM Motorsport	Tatuus F4-T421		17	33'49.088	53.267	2.294	9 1'51.662
25	78 BLOKHINA Viktoria		PHM Racing	PHM Racing	Tatuus F4-T421		17	33'50.443	54.622	1.355	9 1'51.457
26	5 LARINI Davide	ITA	PHM Racing	PHM Racing	Tatuus F4-T421	R	17	33'51.032	55.211	0.589	6 1'51.488
27	63 LUCHETTI Guido	ITA	Airflow Racing	Airflow Racing	Tatuus F4-T421	R	17	33'54.815	58.994	3.783	6 1'51.814
28	80 POWELL Alex	JAM	Prema Racing	Prema Racing	Tatuus F4-T421	R	16	33'49.062	1 Lap	1 Lap	10 1'49.811
29	47 LACORTE Nicola	ITA	Prema Racing	Prema Racing	Tatuus F4-T421	R	13	25'57.431	4 Laps	3 Laps	9 1'50.319
----- Not Classified -----											
RET	94 ANURAG Kabir	SGP	US Racing	US Racing	Tatuus F4-T421	R	9	18'46.697	8 Laps		5 1'51.174
RET	57 BHIROMBHAKDI Nandhavud	THA	PHM Racing	PHM Racing	Tatuus F4-T421		8	22'29.386	9 Laps		5 1'51.977
RET	20 DAVID Zachary	MLT	US Racing	US Racing	Tatuus F4-T421	R	4	9'22.179	13 Laps		4 1'52.401
RET	93 QUINTARELLI Matteo	UAE	R-ace GP	R-ace GP	Tatuus F4-T421	R	0				
RET	53 PEDRINI Giacomo	ITA	PHM Racing	PHM Racing	Tatuus F4-T421	R	0				

Starting: 34 Classified: 29 Not Classified: 0 Retired: 5 Not Started: 0
 Fastest Lap N. 6 No. 37 Kacper Sztuka Time 1'48.927 Avg. 173,345 Km/h

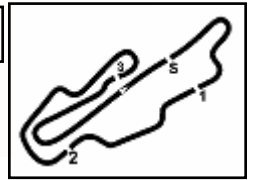
Humidity:	31%	AIR	27°C
Condition:	DRY	Track	28°C

Penalty and Infringement

20.06 **23 A. LINDBLAD** Time Penalty +10 sec - Stewards decision n. 16
 20.06 **8 T. TAPONEN** Time Penalty +10 sec - Stewards decision n. 17

Stewards : Ronny Guarini Franco Leoni Raffaele Giammaria

Start End
 30/09/2023 18:09 18:43



ACI Racing Weekend Mugello, 30 Settembre - 1 Ottobre 2023

Italian F4 Championship - Results by Class Race 1

Rookie

Laps 17 = 89,165 km - Avg 161,693 km/h - Race Time 33'05.210

No.	Driver	Nat	Entrant	Team	Car	Laps	Time	Gap	Rel.	Fastest Lap
1	12 PRADEL Gianmarco	AUS	US Racing	US Racing	Tatuus F4-T421	17	33'05.210		6	1'49.312
2	14 AL DHAHERI Rashid	UAE	Prema Racing	Prema Racing	Tatuus F4-T421	17	33'06.423	1.213	1.213	6 1'49.604
3P	23 LINDBLAD Arvid	GBR	Prema Racing	Prema Racing	Tatuus F4-T421	17	33'09.108	3.898	2.685	5 1'49.170
4	31 BOHRA Akshay	SGP	US Racing	US Racing	Tatuus F4-T421	17	33'09.267	4.057	0.159	6 1'49.912
5	77 SLATER Freddie	GBR	Van Amersfoort Racing	Van Amersfoort Racing	Tatuus F4-T421	17	33'13.492	8.282	4.225	7 1'49.817
6	7 FERREIRA Matheus	BRA	Van Amersfoort Racing	Van Amersfoort Racing	Tatuus F4-T421	17	33'15.369	10.159	1.877	5 1'49.720
7	48 EGOZI James	USA	PHM Racing	PHM Racing	Tatuus F4-T421	17	33'18.320	13.110	2.951	8 1'50.055
8	29 ELKIN Ariel	ISR	Jenzer Motorsport	Jenzer Motorsport	Tatuus F4-T421	17	33'23.342	18.132	5.022	12 1'50.446
9P	8 TAPONEN Tuukka	FIN	Prema Racing	Prema Racing	Tatuus F4-T421	17	33'23.555	18.345	0.213	7 1'49.212
10	76 NARAC Raphael	FRA	R-ace GP	R-ace GP	Tatuus F4-T421	17	33'24.986	19.776	1.431	6 1'50.282
11	66 LIU Ruiqi	CHN	US Racing	US Racing	Tatuus F4-T421	17	33'32.072	26.862	7.086	7 1'50.895
12	21 HAUSMANN Tina	CHE	AKM Motorsport	AKM Motorsport	Tatuus F4-T421	17	33'36.822	31.612	4.750	9 1'51.173
13	45 BEETON Jack	AUS	Van Amersfoort Racing	Van Amersfoort Racing	Tatuus F4-T421	17	33'38.138	32.928	1.316	9 1'50.282
14	5 LARINI Davide	ITA	PHM Racing	PHM Racing	Tatuus F4-T421	17	33'51.032	45.822	12.894	6 1'51.488
15	63 LUCHETTI Guido	ITA	Airflow Racing	Airflow Racing	Tatuus F4-T421	17	33'54.815	49.605	3.783	6 1'51.814
16	80 POWELL Alex	JAM	Prema Racing	Prema Racing	Tatuus F4-T421	16	33'49.062	1 Lap	1 Lap	10 1'49.811
17	47 LACORTE Nicola	ITA	Prema Racing	Prema Racing	Tatuus F4-T421	13	25'57.431	4 Laps	3 Laps	9 1'50.319
----- Not Classified -----										
RET	94 ANURAG Kabir	SGP	US Racing	US Racing	Tatuus F4-T421	9	18'46.697	8 Laps		5 1'51.174
RET	20 DAVID Zachary	MLT	US Racing	US Racing	Tatuus F4-T421	4	9'22.179	13 Laps		4 1'52.401
RET	93 QUINTARELLI Matteo	UAE	R-ace GP	R-ace GP	Tatuus F4-T421	0				
RET	53 PEDRINI Giacomo	ITA	PHM Racing	PHM Racing	Tatuus F4-T421	0				

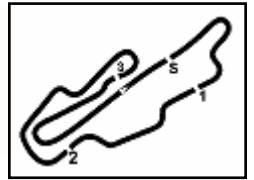
Starting: 21 Classified: 17 Not Classified: 0 Retired: 4 Not Started: 0
 Fastest Lap N. 5 No. 23 Arvid Lindblad Time 1'49.170 Avg. 172,960 Km/h

Humidity:	31%	AIR	27°C
Condition:	DRY	Track	28°C

Clerk of the Course : Antonio Canu

Race Director : Alessandro Ferrari

Start	End
30/09/2023 18:09	18:43



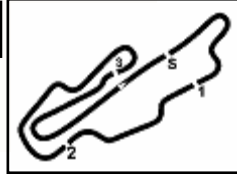
Aut.Int. Mugello 5.245 m

ACI Racing Weekend Mugello, 30 Settembre - 1 Ottobre 2023
Italian F4 Championship - Lap Chart Race 1

		Lap																
	1	2	3	4	5	6	7	8	9	10	11	12	13	14	15	16	17	
1	37	37	37	37	37	37	37	37	37	37	37	37	37	37	37	37	37	
2	12	12	3	3	3	3	3	3	3	3	3	3	3	3	3	3	3	
3	3	3	23	23	23	23	23	23	23	23	23	23	23	23	23	23	23	
4	23	23	12	12	12	12	12	12	12	12	12	12	12	12	12	12	12	
5	14	14	14	14	14	14	14	14	14	14	14	14	14	14	14	14	14	
6	15	15	31	31	31	31	31	31	31	31	31	31	31	31	31	31	31	
7	31	31	15	15	15	15	15	15	15	15	15	15	15	15	15	15	15	
8	13	13	77	77	77	13	13	13	13	13	13	13	13	13	13	13	13	
9	77	77	13	13	13	77	77	8	8	8	8	8	8	8	8	77	77	
10	17	17	17	17	17	17	8	77	77	77	77	77	77	77	77	77	8	
11	7	7	7	8	8	8	17	17	17	17	17	17	17	17	17	17	17	
12	48	48	8	7	7	7	7	7	7	7	7	7	7	7	7	7	7	
13	8	8	48	48	48	48	48	48	48	48	48	48	48	48	48	48	48	
14	47	47	9	9	9	9	9	9	9	9	9	9	9	9	9	9	9	
15	9	9	47	47	47	47	47	47	47	47	47	47	47	29	29	29	29	
16	76	76	76	76	76	76	76	76	76	76	29	29	29	76	76	76	76	
17	20	20	20	20	29	29	29	29	29	29	29	76	76	76	27	27	27	
18	66	66	29	29	66	27	27	27	27	27	27	27	27	45	66	66	66	
19	27	27	66	66	27	66	66	66	45	45	45	45	45	66	21	21	21	
20	29	29	27	27	45	45	45	45	66	66	66	66	66	21	26	26	26	
21	45	45	45	45	21	21	21	21	21	21	21	21	21	26	45	45	45	
22	80	80	87	87	87	87	87	26	26	26	26	26	26	16	16	16	16	
23	87	87	21	21	26	26	26	87	87	87	87	87	87	87	87	87	87	
24	21	21	26	26	16	16	16	16	16	16	16	16	16	86	86	86	86	
25	26	26	16	16	94	94	94	94	94	86	86	86	86	78	78	78	78	
26	16	16	94	94	86	57	86	86	86	78	78	78	78	5	5	5	5	
27	63	63	86	86	57	86	57	78	78	5	5	5	5	63	63	63	63	
28	86	86	57	57	78	78	78	5	5	63	63	63	63	80	80	80		
29	94	94	63	78	5	5	5	63	63	80	80	80	80					
30	5	5	5	63	63	63	63	80	80									
31	78	78	78	5	80	80	80	57										
32	57	57	80	80														

Final Result		
1	37	SZTUKA K. Laps 17
2	3	UGOCHUKWU U. 1.594
3	12	PRADEL G. 9.389
4	14	AL DHAHERI R. 10.602
5	23	LINDBLAD A. (P) 13.287
6	31	BOHRA A. 13.446
7	15	BADOER B. 14.798
8	13	WHARTON J. 17.039
9	77	SLATER F. 17.671
10	17	DOMINGUES I. 18.423
11	7	FERREIRA M. 19.548
12	48	EGOZI J. 22.499
13	9	SPINA A. 27.302
14	29	ELKIN A. 27.521
15	8	TAPONEN T. (P) 27.734
16	76	NARAC R. 29.165
17	27	ISCHER E. 35.888
18	66	LIU R. 36.251
19	21	HAUSMANN T. 41.001
20	26	KIM H. 41.607
21	45	BEETON J. 42.317
22	16	NOBELS A. 49.163
23	87	LUND F. 50.973
24	86	DE LA TORRE RAMIR 53.267
25	78	BLOKHINA V. 54.622
26	5	LARINI D. 55.211
27	63	LUCHETTI G. 58.994
28	80	POWELL A. 1 Lap
29	47	LACORTE N. 4 Laps
RET	94	ANURAG K. 8 Laps
RET	57	BHIROMBHAKDI N. 9 Laps
RET	20	DAVID Z. 13 Laps
RET	53	PEDRINI G.
RET	93	QUINTARELLI M.





ACI Racing Weekend Mugello, 30 Settembre - 1 Ottobre 2023

Italian F4 Championship - Best Sectors & Speed Race 1

Aut.Int. Mugello 5.245 m

RESULTS

1	37	SZTUKA Kacper	Tatuus F4-T421	Laps 17
2	3	UGOCHUKWU Ugo	Tatuus F4-T421	1.594
3	12	PRADEL Gianmarco	Tatuus F4-T421	9.389
4	14	AL DHAHERI Rashid	Tatuus F4-T421	10.602
5	23	LINDBLAD Arvid	Tatuus F4-T421	13.287
6	31	BOHRA Akshay	Tatuus F4-T421	13.446
7	15	BADOER Brando	Tatuus F4-T421	14.798
8	13	WHARTON James	Tatuus F4-T421	17.039
9	77	SLATER Freddie	Tatuus F4-T421	17.671
10	17	DOMINGUES Ivan	Tatuus F4-T421	18.423
11	7	FERREIRA Matheus	Tatuus F4-T421	19.548
12	48	EGOZI James	Tatuus F4-T421	22.499
13	9	SPINA Alfio	Tatuus F4-T421	27.302
14	29	ELKIN Ariel	Tatuus F4-T421	27.521
15	8	TAPONEN Tuukka	Tatuus F4-T421	27.734
16	76	NARAC Raphael	Tatuus F4-T421	29.165
17	27	ISCHER Ethan	Tatuus F4-T421	35.888
18	66	LIU Ruiqi	Tatuus F4-T421	36.251
19	21	HAUSMANN Tina	Tatuus F4-T421	41.001
20	26	KIM Hwarang	Tatuus F4-T421	41.607
21	45	BEETON Jack	Tatuus F4-T421	42.317
22	16	NOBELS Aurelia Corine	Tatuus F4-T421	49.163
23	87	LUND Frederik	Tatuus F4-T421	50.973
24	86	DE LA TORRE RAMIREZ Dieg	Tatuus F4-T421	53.267
25	78	BLOKHINA Viktoria	Tatuus F4-T421	54.622
26	5	LARINI Davide	Tatuus F4-T421	55.211
27	63	LUCHETTI Guido	Tatuus F4-T421	58.994
28	80	POWELL Alex	Tatuus F4-T421	1 Lap
29	47	LACORTE Nicola	Tatuus F4-T421	4 Laps
RET	94	ANURAG Kabir	Tatuus F4-T421	8 Laps
RET	57	BHIROBHAKDI Nandhavud	Tatuus F4-T421	9 Laps
RET	20	DAVID Zachary	Tatuus F4-T421	13 Laps
RET	53	PEDRINI Giacomo	Tatuus F4-T421	
RET	93	QUINTARELLI Matteo	Tatuus F4-T421	

SPEED

1	48	EGOZI James	Tatuus F4-T421	236,8
2	13	WHARTON James	Tatuus F4-T421	234,8
3	45	BEETON Jack	Tatuus F4-T421	234,8
4	77	SLATER Freddie	Tatuus F4-T421	234,8
5	80	POWELL Alex	Tatuus F4-T421	234,8
6	47	LACORTE Nicola	Tatuus F4-T421	233,8
7	20	DAVID Zachary	Tatuus F4-T421	233,3
8	27	ISCHER Ethan	Tatuus F4-T421	233,3
9	8	TAPONEN Tuukka	Tatuus F4-T421	233,3
10	78	BLOKHINA Viktoria	Tatuus F4-T421	233,3
11	5	LARINI Davide	Tatuus F4-T421	232,8
12	57	BHIROBHAKDI Nandhavud	Tatuus F4-T421	232,8
13	76	NARAC Raphael	Tatuus F4-T421	232,3
14	29	ELKIN Ariel	Tatuus F4-T421	232,3
15	16	NOBELS Aurelia Corine	Tatuus F4-T421	232,3
16	21	HAUSMANN Tina	Tatuus F4-T421	232,3
17	94	ANURAG Kabir	Tatuus F4-T421	231,8
18	7	FERREIRA Matheus	Tatuus F4-T421	231,3
19	15	BADOER Brando	Tatuus F4-T421	231,3
20	26	KIM Hwarang	Tatuus F4-T421	231,3
21	66	LIU Ruiqi	Tatuus F4-T421	231,3
22	86	DE LA TORRE RAMIREZ Dieg	Tatuus F4-T421	230,8
23	87	LUND Frederik	Tatuus F4-T421	230,8
24	17	DOMINGUES Ivan	Tatuus F4-T421	230,8
25	3	UGOCHUKWU Ugo	Tatuus F4-T421	230,8
26	31	BOHRA Akshay	Tatuus F4-T421	230,3
27	14	AL DHAHERI Rashid	Tatuus F4-T421	229,8
28	63	LUCHETTI Guido	Tatuus F4-T421	229,8
29	9	SPINA Alfio	Tatuus F4-T421	228,8
30	23	LINDBLAD Arvid	Tatuus F4-T421	228,8
31	12	PRADEL Gianmarco	Tatuus F4-T421	227,8
32	37	SZTUKA Kacper	Tatuus F4-T421	226,4

SEG. 1

1	8	TAPONEN Tuukka	26.846
2	3	UGOCHUKWU Ugo	26.913
3	23	LINDBLAD Arvid	26.925
4	37	SZTUKA Kacper	26.928
5	31	BOHRA Akshay	26.976
6	80	POWELL Alex	26.992
7	12	PRADEL Gianmarco	27.006
8	13	WHARTON James	27.018
9	14	AL DHAHERI Rashid	27.023
10	17	DOMINGUES Ivan	27.062
11	15	BADOER Brando	27.073
12	7	FERREIRA Matheus	27.081
13	77	SLATER Freddie	27.083
14	76	NARAC Raphael	27.120
15	9	SPINA Alfio	27.137
16	20	DAVID Zachary	27.162
17	26	KIM Hwarang	27.179
18	45	BEETON Jack	27.196
19	48	EGOZI James	27.205
20	29	ELKIN Ariel	27.209
21	66	LIU Ruiqi	27.212
22	21	HAUSMANN Tina	27.214
23	27	ISCHER Ethan	27.224
24	47	LACORTE Nicola	27.225
25	16	NOBELS Aurelia Corine	27.228
26	94	ANURAG Kabir	27.296
27	78	BLOKHINA Viktoria	27.387
28	87	LUND Frederik	27.389
29	63	LUCHETTI Guido	27.402
30	5	LARINI Davide	27.443
31	86	DE LA TORRE RAMIRE	27.482
32	57	BHIROBHAKDI Nandh	27.631

SEG. 2

1	37	SZTUKA Kacper	21.481
2	3	UGOCHUKWU Ugo	21.570
3	23	LINDBLAD Arvid	21.663
4	8	TAPONEN Tuukka	21.665
5	12	PRADEL Gianmarco	21.674
6	77	SLATER Freddie	21.725
7	14	AL DHAHERI Rashid	21.735
8	48	EGOZI James	21.735
9	13	WHARTON James	21.739
10	7	FERREIRA Matheus	21.749
11	17	DOMINGUES Ivan	21.776
12	27	ISCHER Ethan	21.804
13	31	BOHRA Akshay	21.805
14	80	POWELL Alex	21.888
15	15	BADOER Brando	21.905
16	9	SPINA Alfio	21.913
17	76	NARAC Raphael	21.915
18	29	ELKIN Ariel	21.954
19	20	DAVID Zachary	21.998
20	45	BEETON Jack	21.998
21	47	LACORTE Nicola	22.054
22	94	ANURAG Kabir	22.070
23	66	LIU Ruiqi	22.080
24	26	KIM Hwarang	22.158
25	86	DE LA TORRE RAMIRE	22.186
26	5	LARINI Davide	22.187
27	16	NOBELS Aurelia Corine	22.215
28	21	HAUSMANN Tina	22.250
29	87	LUND Frederik	22.260
30	78	BLOKHINA Viktoria	22.328
31	57	BHIROBHAKDI Nandh	22.360
32	63	LUCHETTI Guido	22.418

SEG. 3

1	37	SZTUKA Kacper	33.369
2	23	LINDBLAD Arvid	33.471
3	8	TAPONEN Tuukka	33.487
4	3	UGOCHUKWU Ugo	33.525
5	12	PRADEL Gianmarco	33.565
6	14	AL DHAHERI Rashid	33.628
7	7	FERREIRA Matheus	33.630
8	17	DOMINGUES Ivan	33.659
9	80	POWELL Alex	33.756
10	77	SLATER Freddie	33.802
11	15	BADOER Brando	33.816
12	13	WHARTON James	33.820
13	48	EGOZI James	33.839
14	47	LACORTE Nicola	33.866
15	45	BEETON Jack	33.878
16	9	SPINA Alfio	33.909
17	31	BOHRA Akshay	33.925
18	76	NARAC Raphael	33.968
19	29	ELKIN Ariel	34.020
20	26	KIM Hwarang	34.109
21	66	LIU Ruiqi	34.167
22	20	DAVID Zachary	34.179
23	27	ISCHER Ethan	34.181
24	16	NOBELS Aurelia Corine	34.189
25	78	BLOKHINA Viktoria	34.197
26	86	DE LA TORRE RAMIRE	34.254
27	63	LUCHETTI Guido	34.319
28	21	HAUSMANN Tina	34.332
29	57	BHIROBHAKDI Nandh	34.345
30	5	LARINI Davide	34.372
31	94	ANURAG Kabir	34.404
32	87	LUND Frederik	34.431

SEG. 4

1	13	WHARTON James	26.962
2	3	UGOCHUKWU Ugo	26.969
3	37	SZTUKA Kacper	27.006
4	14	AL DHAHERI Rashid	27.008
5	8	TAPONEN Tuukka	27.022
6	23	LINDBLAD Arvid	27.023
7	77	SLATER Freddie	27.038
8	47	LACORTE Nicola	27.057
9	15	BADOER Brando	27.061
10	12	PRADEL Gianmarco	27.066
11	48	EGOZI James	27.070
12	76	NARAC Raphael	27.074
13	31	BOHRA Akshay	27.091
14	45	BEETON Jack	27.118
15	29	ELKIN Ariel	27.120
16	7	FERREIRA Matheus	27.131
17	17	DOMINGUES Ivan	27.149
18	80	POWELL Alex	27.154
19	27	ISCHER Ethan	27.163
20	20	DAVID Zachary	27.175
21	9	SPINA Alfio	27.233
22	57	BHIROBHAKDI Nandh	27.238
23	26	KIM Hwarang	27.241
24	21	HAUSMANN Tina	27.275
25	5	LARINI Davide	27.277
26	66	LIU Ruiqi	27.289
27	16	NOBELS Aurelia Corine	27.318
28	78	BLOKHINA Viktoria	27.322
29	94	ANURAG Kabir	27.365
30	87	LUND Frederik	27.371
31	86	DE LA TORRE RAMIRE	27.501
32	63	LUCHETTI Guido	27.642

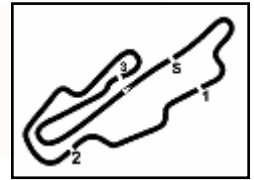
30/09/2023

Powered by FICr PERUGIA TIMING





5.5



ACI Racing Weekend Mugello, 30 Settembre - 1 Ottobre 2023

Italian F4 Championship - Chronological Analysis Race 1

Aut.Int. Mugello 5.245 m

Start at 18:08'47.366

1 / 5

3 U. UGOCHUKWU (1'49.065)							
Lap	Seg.1	Seg.2	Seg.3	Seg.4	Lap Time	km/h	Local Time
1		22.037	33.786	32.021	2'02.052		18:10'49.418
2	48.561	33.630	54.387	1'12.453	3'29.031	110,1	18:14'18.449
3	29.968	21.859	33.701	27.065	1'52.593	189,1	18:16'11.042
4	27.009	21.669	33.535	26.996	1'49.209	228,8	18:18'00.251
5	26.955	21.616	33.525	26.969	1'49.065	225,9	18:19'49.316
6	26.913	21.570	33.624	27.052	1'49.159	227,8	18:21'38.475
7	27.007	21.675	33.692	27.117	1'49.491	225,5	18:23'27.966
8	26.945	21.625	33.792	27.013	1'49.375	226,4	18:25'17.341
9	26.938	21.651	33.768	27.024	1'49.381	228,8	18:27'06.722
10	27.033	21.594	33.579	27.065	1'49.271	226,9	18:28'55.993
11	26.973	21.621	33.648	27.050	1'49.292	229,3	18:30'45.285
12	27.010	21.748	33.658	27.029	1'49.445	230,8	18:32'34.730
13	27.040	21.707	33.593	27.030	1'49.370	228,8	18:34'24.100
14	27.093	21.748	33.901	27.151	1'49.893	226,4	18:36'13.993
15	27.150	21.890	34.013	27.111	1'50.164	225,5	18:38'04.157
16	27.144	21.911	34.112	27.170	1'50.337	226,9	18:39'54.494
17	27.161	21.836	34.054	27.236	1'50.287	227,4	18:41'44.781

Race Time 32'57.415

5 D. LARINI (1'51.488)							
Lap	Seg.1	Seg.2	Seg.3	Seg.4	Lap Time	km/h	Local Time
1		23.395	34.422	44.421	2'27.138		18:11'14.504
2	43.136	34.036	54.130	1'00.021	3'11.323	185,2	18:14'25.827
3	29.616	23.239	36.806	28.158	1'57.819	201,1	18:16'23.646
4	28.627	23.194	34.788	27.435	1'54.044	219,5	18:18'17.690
5	27.501	22.187	34.492	27.345	1'51.525	232,8	18:20'09.215
6	27.443	22.273	34.495	27.277	1'51.488	229,8	18:22'00.703
7	27.922	23.022	34.732	27.539	1'53.215	228,3	18:23'53.918
8	27.525	22.684	34.660	27.666	1'52.535	229,8	18:25'46.453
9	27.470	22.474	34.372	27.477	1'51.793	227,4	18:27'38.246
10	27.467	22.465	35.543	27.611	1'53.086	225,9	18:29'31.332
11	27.477	22.484	34.606	27.531	1'52.098	226,4	18:31'23.430
12	27.540	22.559	34.539	27.427	1'52.065	225,0	18:33'15.495
13	27.618	22.467	34.446	27.489	1'52.020	226,4	18:35'07.515
14	27.749	22.454	34.389	27.366	1'51.958	228,3	18:36'59.473
15	28.051	22.786	34.840	27.416	1'53.093	232,3	18:38'52.566
16	27.967	22.641	34.952	27.446	1'53.006	230,3	18:40'45.572
17	27.738	22.683	34.872	27.533	1'52.826	229,8	18:42'38.398

Race Time 33'51.032

7 M. FERREIRA (1'49.720)							
Lap	Seg.1	Seg.2	Seg.3	Seg.4	Lap Time	km/h	Local Time
1		23.455	34.864	33.768	2'07.969		18:10'55.335
2	48.459	33.054	54.831	1'08.861	3'25.205	124,3	18:14'20.540
3	30.024	22.953	34.677	27.363	1'55.017	194,9	18:16'15.557
4	27.809	22.958	33.709	27.142	1'51.618	229,8	18:18'07.175
5	27.119	21.749	33.630	27.222	1'49.720	228,3	18:19'56.895
6	27.141	21.909	33.890	27.201	1'50.141	227,4	18:21'47.036
7	27.191	21.825	33.721	27.131	1'49.868	228,3	18:23'36.904
8	27.198	21.816	33.856	27.137	1'50.007	231,3	18:25'26.911
9	27.081	22.012	34.052	27.240	1'50.385	230,3	18:27'17.296
10	27.252	21.970	33.968	27.181	1'50.371	228,8	18:29'07.667
11	27.245	21.992	34.086	27.227	1'50.550	229,3	18:30'58.217
12	27.240	22.029	34.162	27.335	1'50.766	229,8	18:32'48.983
13	27.187	21.938	34.045	27.340	1'50.510	229,3	18:34'39.493
14	27.244	22.095	34.084	27.335	1'50.758	229,3	18:36'30.251
15	27.254	21.997	34.179	27.227	1'50.657	228,3	18:38'20.908
16	27.304	21.987	34.046	27.256	1'50.593	228,8	18:40'11.501
17	27.334	22.027	34.236	27.637	1'51.234	229,8	18:42'02.735

Race Time 33'15.369

8 T. TAPONEN (1'49.212)							
Lap	Seg.1	Seg.2	Seg.3	Seg.4	Lap Time	km/h	Local Time
1		23.086	35.102	34.763	2'09.523		18:10'56.889

2	48.421	33.380	54.523	1'07.836	3'24.160	129,5	18:14'21.049
3	29.765	22.859	34.700	27.253	1'54.577	199,3	18:16'15.626
4	27.756	22.510	33.487	27.089	1'50.842	230,8	18:18'06.468
5	26.958	21.723	33.654	27.022	1'49.357	225,9	18:19'55.825
6	27.383	22.263	33.795	27.059	1'50.500	233,3	18:21'46.325
7	26.846	21.665	33.607	27.094	1'49.212	233,3	18:23'35.537
8	27.014	21.860	33.975	27.103	1'49.952	233,3	18:25'25.489
9	27.013	21.915	33.978	27.224	1'50.130	230,3	18:27'15.619
10	27.287	21.970	34.103	27.277	1'50.637	229,8	18:29'06.256
11	27.397	21.893	33.837	27.078	1'50.205	228,8	18:30'56.461
12	27.166	21.927	34.087	27.079	1'50.259	229,8	18:32'46.720
13	27.088	21.910	34.178	27.156	1'50.332	231,8	18:34'37.052
14	27.144	21.945	34.172	27.154	1'50.415	232,8	18:36'27.467
15	27.209	22.141	34.213	27.209	1'50.772	231,8	18:38'18.239
16	28.255	22.399	34.073	27.132	1'51.859	232,3	18:40'10.098
17	27.289	22.258	34.114	27.162	1'50.823	231,8	18:42'00.921

Race Time 33'13.555 + 10.000Pen

9 A. SPINA (1'50.250)							
Lap	Seg.1	Seg.2	Seg.3	Seg.4	Lap Time	km/h	Local Time
1		22.917	35.062	35.529	2'11.227		18:10'58.593
2	47.799	33.790	54.997	1'06.173	3'22.759	138,5	18:14'21.352
3	30.180	23.097	34.547	27.311	1'55.135	196,7	18:16'16.487
4	27.358	23.042	34.284	27.233	1'51.917	228,8	18:18'08.404
5	27.194	22.109	34.106	27.293	1'50.702	227,8	18:19'59.106
6	27.407	21.944	34.047	27.337	1'50.735	226,9	18:21'49.841
7	27.515	21.974	33.909	27.246	1'50.644	225,5	18:23'40.485
8	27.137	21.913	33.954	27.246	1'50.250	225,9	18:25'30.735
9	27.170	22.017	33.991	27.283	1'50.461	225,5	18:27'21.196
10	27.193	22.122	34.073	27.317	1'50.705	224,5	18:29'11.901
11	27.270	21.998	34.013	27.318	1'50.599	225,9	18:31'02.500
12	27.264	21.975	34.098	27.345	1'50.682	225,9	18:32'53.182
13	27.339	22.208	34.219	27.350	1'51.116	225,9	18:34'44.298
14	27.482	22.180	34.209	27.386	1'51.257	225,5	18:36'35.555
15	27.393	22.307	34.318	27.458	1'51.476	225,0	18:38'27.031
16	27.475	22.526	34.501	27.409	1'51.911	225,0	18:40'18.942
17	27.443	22.264	34.356	27.484	1'51.547	225,5	18:42'10.489

Race Time 33'23.123

12 G. PRADEL (1'49.312)							
Lap	Seg.1	Seg.2	Seg.3	Seg.4	Lap Time	km/h	Local Time
1		21.962	33.635	31.082	2'00.599		18:10'47.965
2	49.245	33.665	54.609	1'12.820	3'30.339	119,7	18:14'18.304
3	30.591	22.627	33.946	27.152	1'54.316	187,8	18:16'12.620
4	27.160	21.789	33.660	27.120	1'49.729	227,4	18:18'02.349
5	27.041	21.803	33.654	27.066	1'49.564	226,9	18:19'51.913
6	27.006	21.674	33.565	27.067	1'49.312	227,4	18:21'41.225
7	27.022	21.726	33.696	27.143	1'49.587	227,8	18:23'30.812
8	27.100	21.785	33.842	27.173	1'49.900	227,4	18:25'20.712
9	27.062	21.774	33.787	27.149	1'49.772	226,4	18:27'10.484
10	27.015	21.749	33.755	27.156	1'49.675	226,9	18:29'00.159
11	27.079	21.869	33.786	27.152	1'49.886	226,9	18:30'50.045
12	27.090	21.921	34.001	27.208	1'50.220	226,9	18:32'40.265
13	27.185	21.872	33.830	27.226	1'50.113	227,4	18:34'30.378
14	27.192	21.897	33.825	27.159	1'50.073	226,4	18:36'20.451
15	27.254	22.133	33.928	27.175	1'50.490	226,4	18:38'10.941
16	27.318	22.161	34.083	27.177	1'50.739	226,9	18:40'01.680
17	27.282	22.131	34.181	27.302	1'50.896	225,9	18:41'52.576

Race Time 33'05.210

13 J. WHARTON (1'49.804)							
Lap	Seg.1	Seg.2	Seg.3	Seg.4	Lap Time	km/h	Local Time
1		23.557	34.178	31.698	2'04.710		18:10'52.076
2	49.359	33.698	54.094	1'10.536	3'27.687	115,4	18:14'19.763
3	30.191	23.208	34.398	27.113	1'54.910	192,2	18:16'14.673
4	27.213	21.908	34.054	27.189	1'50.364	231,3	18:18'05.037

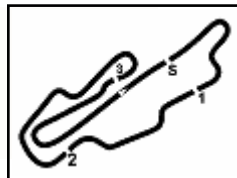
30/09/2023

P = Pits In/Out - C = Lap Time Cancelled



Powered by FICr PERUGIA TIMING





ACI Racing Weekend Mugello, 30 Settembre - 1 Ottobre 2023

Italian F4 Championship - Chronological Analysis Race 1

Start at 18:08'47.366

2 / 5

5	27.018	22.033	33.877	26.962	1'49.890	233,3	18:19'54.927	8	27.668	22.363	34.660	27.410	1'52.101	232,3	18:25'41.755
6	27.137	21.883	33.820	27.126	1'49.966	234,8	18:21'44.893	9	27.401	22.304	34.753	27.318	1'51.776	228,3	18:27'33.531
7	27.023	21.739	33.893	27.149	1'49.804	232,8	18:23'34.697	10	27.586	22.428	34.639	27.466	1'52.119	229,3	18:29'25.650
8	27.037	21.872	34.037	27.030	1'49.976	232,3	18:25'24.673	11	27.885	22.536	34.711	27.488	1'52.620	228,8	18:31'18.270
9	27.357	21.960	34.083	27.082	1'50.482	231,3	18:27'15.155	12	27.448	22.705	34.826	27.539	1'52.518	229,3	18:33'10.788
10	27.395	21.997	33.841	27.116	1'50.349	231,8	18:29'05.504	13	27.726	22.553	34.757	27.361	1'52.397	230,3	18:35'03.185
11	27.224	22.012	34.039	27.151	1'50.426	229,8	18:30'55.930	14	27.472	22.326	35.245	27.492	1'52.535	231,3	18:36'55.720
12	27.270	21.928	33.900	27.131	1'50.229	231,3	18:32'46.159	15	27.587	22.450	34.660	27.505	1'52.202	225,0	18:38'47.922
13	27.203	21.981	34.016	27.222	1'50.422	231,8	18:34'36.581	16	27.563	22.470	34.481	27.559	1'52.073	227,4	18:40'39.995
14	27.246	21.941	34.103	27.156	1'50.446	229,8	18:36'27.027	17	27.699	22.462	34.633	27.561	1'52.355	225,0	18:42'32.350
15	27.316	22.200	34.163	27.249	1'50.928	230,3	18:38'17.955								Race Time 33'44.984
16	27.649	21.997	34.196	27.225	1'51.067	229,8	18:40'09.022								
17	27.543	22.083	34.277	27.301	1'51.204	229,3	18:42'00.226								

Race Time 33'12.860

14 R. AL DHAHERI (1'49.604)

Lap	Seg.1	Seg.2	Seg.3	Seg.4	Lap Time	km/h	Local Time
1		22.394	33.903	32.023	2'03.113		18:10'50.479
2	48.633	34.008	54.213	1'11.623	3'28.477	103,3	18:14'18.956
3	30.264	22.564	34.015	27.122	1'53.965	191,2	18:16'12.921
4	27.194	21.884	33.910	27.034	1'50.022	229,8	18:18'02.943
5	27.023	21.889	33.766	27.008	1'49.686	227,8	18:19'52.629
6	27.077	21.773	33.628	27.126	1'49.604	228,3	18:21'42.233
7	27.148	21.745	33.708	27.124	1'49.725	226,9	18:23'31.958
8	27.210	21.735	33.681	27.124	1'49.750	227,4	18:25'21.708
9	27.048	21.788	33.825	27.117	1'49.778	227,4	18:27'11.486
10	27.124	21.744	33.810	27.107	1'49.785	227,4	18:29'01.271
11	27.099	21.780	33.887	27.223	1'49.989	227,8	18:30'51.260
12	27.225	21.825	34.012	27.171	1'50.233	227,4	18:32'41.493
13	27.159	21.816	33.837	27.194	1'50.006	227,8	18:34'31.499
14	27.239	21.945	33.869	27.208	1'50.261	228,3	18:36'21.760
15	27.375	21.990	34.086	27.232	1'50.683	227,4	18:38'12.443
16	27.332	21.946	34.017	27.194	1'50.489	226,9	18:40'02.932
17	27.314	22.078	34.221	27.244	1'50.857	227,8	18:41'53.789

Race Time 33'06.423

15 B. BADOER (1'50.022)

Lap	Seg.1	Seg.2	Seg.3	Seg.4	Lap Time	km/h	Local Time
1		22.797	34.203	31.452	2'03.451		18:10'50.817
2	49.062	33.653	54.384	1'11.249	3'28.348	109,2	18:14'19.165
3	30.370	22.882	34.250	27.061	1'54.563	195,3	18:16'13.728
4	27.335	21.963	34.037	27.104	1'50.439	231,3	18:18'04.167
5	27.135	21.925	33.880	27.168	1'50.108	231,3	18:19'54.275
6	27.073	21.942	33.816	27.191	1'50.022	230,3	18:21'44.297
7	27.073	21.925	33.897	27.172	1'50.067	229,3	18:23'34.364
8	27.102	21.905	33.978	27.192	1'50.177	230,3	18:25'24.541
9	27.225	21.982	33.913	27.197	1'50.317	229,3	18:27'14.858
10	27.202	21.956	33.887	27.193	1'50.238	227,8	18:29'05.096
11	27.129	21.978	33.883	27.172	1'50.162	228,3	18:30'55.258
12	27.165	21.983	33.949	27.154	1'50.251	229,8	18:32'45.509
13	27.149	21.978	33.927	27.167	1'50.221	229,3	18:34'35.730
14	27.225	21.994	34.082	27.166	1'50.467	228,8	18:36'26.197
15	27.174	22.177	33.945	27.155	1'50.451	228,8	18:38'16.648
16	27.209	22.042	34.031	27.300	1'50.582	229,8	18:40'07.230
17	27.296	22.097	34.174	27.188	1'50.755	229,3	18:41'57.985

Race Time 33'10.619

16 A. NOBELS (1'51.076)

Lap	Seg.1	Seg.2	Seg.3	Seg.4	Lap Time	km/h	Local Time
1		24.789	35.029	43.224	2'22.613		18:11'09.979
2	44.525	33.559	55.318	1'00.872	3'14.274	187,8	18:14'24.253
3	29.940	23.397	36.644	28.527	1'58.508	198,2	18:16'22.761
4	27.300	22.215	34.332	27.457	1'51.304	228,8	18:18'14.065
5	27.228	22.223	34.189	27.436	1'51.076	228,3	18:20'05.141
6	27.393	22.620	34.877	27.336	1'52.226	231,8	18:21'57.367
7	27.865	22.471	34.532	27.419	1'52.287	231,3	18:23'49.654

17 I. DOMINGUES (1'49.726)

Lap	Seg.1	Seg.2	Seg.3	Seg.4	Lap Time	km/h	Local Time
1		23.825	34.603	33.451	2'07.301		18:10'54.667
2	48.576	33.144	54.860	1'09.120	3'25.700	122,3	18:14'20.367
3	29.977	23.003	34.506	27.310	1'54.796	193,9	18:16'15.163
4	27.275	21.824	33.990	27.177	1'50.266	228,3	18:18'05.429
5	27.062	21.900	34.027	27.149	1'50.138	229,8	18:19'55.567
6	27.515	22.061	33.659	27.247	1'50.482	228,8	18:21'46.049
7	27.536	21.840	33.870	27.277	1'50.523	228,8	18:23'36.572
8	27.120	21.776	33.663	27.167	1'49.726	226,9	18:25'26.298
9	27.101	22.007	34.137	27.221	1'50.466	230,8	18:27'16.764
10	27.181	21.952	34.040	27.184	1'50.357	228,8	18:29'07.121
11	27.201	22.095	34.110	27.252	1'50.658	228,3	18:30'57.779
12	27.144	22.095	34.114	27.219	1'50.572	230,3	18:32'48.351
13	27.194	22.043	34.001	27.313	1'50.551	229,8	18:34'38.902
14	27.307	22.011	33.940	27.260	1'50.518	227,8	18:36'29.420
15	27.375	21.959	34.069	27.231	1'50.634	227,4	18:38'20.054
16	27.252	22.084	34.276	27.241	1'50.853	227,8	18:40'10.907
17	27.261	22.021	34.205	27.216	1'50.703	228,8	18:42'01.610

Race Time 33'14.244

20 Z. DAVID (1'52.401)

Lap	Seg.1	Seg.2	Seg.3	Seg.4	Lap Time	km/h	Local Time
1		23.394	35.301	36.125	2'12.306		18:10'59.672
2	47.868	33.898	55.515	1'04.879	3'22.160	130,9	18:14'21.832
3	30.150	23.265	34.722	27.175	1'55.312	196,7	18:16'17.144
4	27.507	22.991	34.671	27.232	1'52.401	233,3	18:18'09.545

Race Time 9'22.179

21 T. HAUSMANN (1'51.173)

Lap	Seg.1	Seg.2	Seg.3	Seg.4	Lap Time	km/h	Local Time
1		24.675	34.900	41.086	2'19.432		18:11'06.798
2	45.432	33.842	56.587	1'01.072	3'16.933	196,7	18:14'23.731
3	29.981	23.538	35.766	27.417	1'56.702	197,8	18:16'20.433
4	27.315	22.267	34.637	27.284	1'51.503	231,8	18:18'11.936
5	27.661	22.434	34.730	27.305	1'52.130	232,3	18:20'04.066
6	27.504	22.679	34.396	27.371	1'51.950	225,9	18:21'56.016
7	27.311	22.321	34.510	27.324	1'51.466	228,8	18:23'47.482
8	27.232	22.250	34.567	27.363	1'51.412	228,3	18:25'38.894
9	27.214	22.301	34.332	27.326	1'51.173	225,9	18:27'30.067
10	27.259	22.263	34.539	27.304	1'51.365	229,3	18:29'21.432
11	27.292	22.293	34.544	27.335	1'51.464	227,8	18:31'12.896
12	27.304	22.557	34.529	27.309	1'51.699	226,9	18:33'04.595
13	27.339	22.467	34.687	27.360	1'51.853	225,9	18:34'56.448
14	27.514	22.470	34.609	27.320	1'51.913	225,5	18:36'48.361
15	27.627	22.684	34.564	27.447	1'52.322	227,4	18:38'40.683
16	27.381	22.505	34.586	27.329	1'51.801	227,4	18:40'32.484
17	27.410	22.451	34.568	27.275	1'51.704	225,9	18:42'24.188

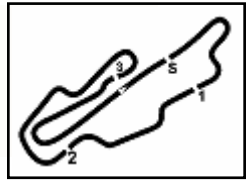
Race Time 33'36.822

23 A. LINDBLAD (1'49.170)

Lap	Seg.1	Seg.2	Seg.3	Seg.4	Lap Time	km/h	Local Time
1		22.231	33.736	32.027	2'02.598		18:10'49.964
2	48.489	33.964	54.230	1'12.041	3'28.724	109,9	18:14'18.688
3	30.084	22.344	33.572	27.095	1'53.095	194,2	18:16'11.783

30/09/2023

P = Pits In/Out - C = Lap Time Cancelled



ACI Racing Weekend Mugello, 30 Settembre - 1 Ottobre 2023

Italian F4 Championship - Chronological Analysis Race 1

Aut.Int. Mugello 5.245 m

Start at 18:08'47.366

3 / 5

4	26.995	21.677	33.534	27.089	1'49.295	228,8	18:18'01.078	7	27.295	22.009	34.131	27.155	1'50.590	229,8	18:23'42.123
5	27.004	21.672	33.471	27.023	1'49.170	227,8	18:19'50.248	8	27.209	22.017	34.223	27.120	1'50.569	232,3	18:25'32.692
6	26.925	21.781	33.518	27.114	1'49.338	227,8	18:21'39.586	9	27.250	22.097	34.111	27.164	1'50.622	230,8	18:27'23.314
7	26.932	21.779	33.655	27.087	1'49.453	228,3	18:23'29.039	10	27.278	21.961	34.144	27.194	1'50.577	230,3	18:29'13.891
8	26.938	21.759	33.715	27.085	1'49.497	228,8	18:25'18.536	11	27.245	22.037	34.454	27.183	1'50.919	230,8	18:31'04.810
9	27.110	21.804	33.604	27.127	1'49.645	227,8	18:27'08.181	12	27.212	21.991	34.076	27.167	1'50.446	228,8	18:32'55.256
10	27.063	21.723	33.759	27.128	1'49.673	227,4	18:28'57.854	13	27.350	22.046	34.020	27.134	1'50.550	228,8	18:34'45.806
11	27.033	21.775	33.642	27.145	1'49.595	226,9	18:30'47.449	14	27.350	22.155	34.849	27.226	1'51.580	228,8	18:36'37.386
12	27.056	21.748	33.701	27.163	1'49.668	228,8	18:32'37.117	15	27.379	22.361	34.132	27.219	1'51.091	227,8	18:38'28.477
13	27.119	21.663	33.689	27.190	1'49.661	226,4	18:34'26.778	16	27.334	22.197	34.255	27.297	1'51.083	229,8	18:40'19.560
14	27.155	21.683	33.720	27.156	1'49.714	226,4	18:36'16.492	17	27.368	22.130	34.487	27.163	1'51.148	232,3	18:42'10.708
15	27.164	21.813	33.742	27.190	1'49.909	226,4	18:38'06.401	Race Time 33'23.342							
16	27.176	21.817	33.909	27.205	1'50.107	226,9	18:39'56.508	Race Time 32'59.108 + 10.000Pen							
17	27.272	21.787	33.753	27.154	1'49.966	226,9	18:41'46.474	Race Time 32'59.108 + 10.000Pen							

31 A. BOHRA (1'49.912)

Lap	Seg.1	Seg.2	Seg.3	Seg.4	Lap Time	km/h	Local Time
1		22.981	34.369	31.816	2'04.313		18:10'51.679
2	49.331	33.756	53.869	1'10.848	3'27.804	120,3	18:14'19.483
3	29.999	22.544	34.220	27.210	1'53.973	196,0	18:16'13.456
4	27.239	21.899	34.055	27.091	1'50.284	230,3	18:18'03.740
5	27.102	21.805	33.992	27.129	1'50.028	229,3	18:19'53.768
6	26.976	21.813	33.974	27.149	1'49.912	228,8	18:21'43.680
7	27.057	21.821	33.925	27.126	1'49.929	229,3	18:23'33.609
8	27.059	21.806	34.085	27.160	1'50.110	228,3	18:25'23.719
9	27.134	21.875	34.001	27.165	1'50.175	228,3	18:27'13.894
10	27.124	21.870	33.993	27.163	1'50.150	227,4	18:29'04.044
11	27.177	21.927	34.082	27.180	1'50.366	228,3	18:30'54.410
12	27.142	21.934	33.942	27.206	1'50.224	228,3	18:32'44.634
13	27.131	21.981	34.067	27.202	1'50.381	227,8	18:34'35.015
14	27.286	21.910	34.003	27.182	1'50.381	227,4	18:36'25.396
15	27.186	21.982	34.022	27.144	1'50.334	226,9	18:38'15.730
16	27.204	21.939	34.150	27.141	1'50.434	228,3	18:40'06.164
17	27.205	22.002	34.082	27.180	1'50.469	228,3	18:41'56.633
Race Time 33'09.267							

37 K. SZTUKA (1'48.927)

Lap	Seg.1	Seg.2	Seg.3	Seg.4	Lap Time	km/h	Local Time
1		21.885	33.650	31.223	2'00.123		18:10'47.489
2	49.059	33.533	54.724	1'13.063	3'30.379	117,8	18:14'17.868
3	29.674	21.697	33.589	27.158	1'52.118	189,1	18:16'09.986
4	27.047	21.559	33.389	27.106	1'49.101	224,1	18:17'59.087
5	26.981	21.541	33.369	27.051	1'48.942	224,5	18:19'48.029
6	26.928	21.569	33.424	27.006	1'48.927	225,0	18:21'36.956
7	27.030	21.540	33.505	27.065	1'49.140	226,4	18:23'26.096
8	27.015	21.595	33.657	27.101	1'49.368	225,5	18:25'15.464
9	26.994	21.481	33.576	27.111	1'49.162	224,5	18:27'04.626
10	27.013	21.613	33.572	27.096	1'49.294	224,5	18:28'53.920
11	27.065	21.560	33.662	27.112	1'49.399	225,0	18:30'43.319
12	27.116	21.680	33.651	27.111	1'49.558	225,5	18:32'32.877
13	27.070	21.590	33.524	27.086	1'49.270	225,0	18:34'22.147
14	27.084	21.705	33.637	27.129	1'49.555	225,5	18:36'11.702
15	27.201	21.677	33.748	27.197	1'49.823	225,0	18:38'01.525
16	27.257	21.816	33.878	27.248	1'50.199	225,9	18:39'51.724
17	27.307	22.010	34.444	27.702	1'51.463	225,0	18:41'43.187
Race Time 32'55.821							

45 J. BEETON (1'50.282)

Lap	Seg.1	Seg.2	Seg.3	Seg.4	Lap Time	km/h	Local Time
1		24.288	34.861	38.458	2'15.771		18:11'03.137
2	46.851	33.645	56.074	1'03.254	3'19.824	151,7	18:14'22.961
3	29.733	23.479	35.611	27.276	1'56.099	198,5	18:16'19.060
4	27.478	22.401	34.775	27.338	1'51.992	234,8	18:18'11.052
5	27.404	22.364	34.300	27.224	1'51.292	230,3	18:20'02.344
6	27.460	22.236	34.344	27.165	1'51.205	231,8	18:21'53.549
7	27.342	22.189	34.232	27.249	1'51.012	232,8	18:23'44.561
8	27.280	22.257	34.167	27.278	1'50.982	229,3	18:25'35.543
9	27.266	21.998	33.878	27.140	1'50.282	233,8	18:27'25.825

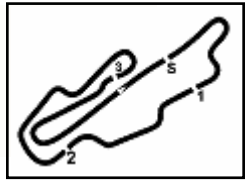
29 A. ELKIN (1'50.446)

Lap	Seg.1	Seg.2	Seg.3	Seg.4	Lap Time	km/h	Local Time
1		23.529	35.185	37.686	2'14.693		18:11'02.059
2	47.194	33.777	56.145	1'03.179	3'20.295	142,3	18:14'22.354
3	29.945	23.298	35.039	27.276	1'55.558	201,1	18:16'17.912
4	27.292	22.683	34.797	27.178	1'51.950	230,8	18:18'09.862
5	27.381	22.273	34.266	27.194	1'51.114	231,8	18:20'00.976
6	27.270	21.954	34.098	27.235	1'50.557	230,8	18:21'51.533

30/09/2023

P = Pits In/Out - C = Lap Time Cancelled





ACI Racing Weekend Mugello, 30 Settembre - 1 Ottobre 2023

Italian F4 Championship - Chronological Analysis Race 1

Aut.Int. Mugello 5.245 m

Start at 18:08'47.366

4 / 5

10	27.196	22.161	34.381	27.118	1'50.856	228,3	18:29'16.681	6	27.402	22.418	34.319	27.675	1'51.814	226,9	18:22'02.116
11	27.829	22.333	34.476	27.333	1'51.971	232,8	18:31'08.652	7	27.454	22.579	34.634	27.678	1'52.345	228,3	18:23'54.461
12	27.458	22.313	34.204	27.246	1'51.221	231,3	18:32'59.873	8	27.477	22.984	34.548	27.649	1'52.658	229,3	18:25'47.119
13	27.369	22.114	34.612	27.295	1'51.390	229,3	18:34'51.263	9	27.546	22.522	34.477	27.766	1'52.311	226,4	18:27'39.430
14	27.494	22.433	34.597	27.282	1'51.806	229,8	18:36'43.069	10	27.617	22.510	34.694	27.754	1'52.575	225,9	18:29'32.005
15	33.976	23.131	34.430	27.352	1'58.889	231,8	18:38'41.958	11	27.704	22.718	34.431	27.731	1'52.584	227,4	18:31'24.589
16	27.462	22.421	34.466	27.233	1'51.582	228,3	18:40'33.540	12	27.599	22.572	34.567	27.812	1'52.550	225,9	18:33'17.139
17	27.499	22.442	34.688	27.335	1'51.964	230,8	18:42'25.504	13	28.124	22.579	34.503	27.745	1'52.951	225,9	18:35'10.090

Race Time 33'38.138

47 N. LACORTE (1'50.319)

Lap	Seg.1	Seg.2	Seg.3	Seg.4	Lap Time	km/h	Local Time
1		23.070	35.201	35.125	2'10.296		18:10'57.662
2	48.307	33.343	54.717	1'07.231	3'23.598	133,2	18:14'21.260
3	30.281	22.794	34.704	27.498	1'55.277	197,4	18:16'16.537
4	27.767	22.841	34.431	27.212	1'52.251	227,8	18:18'08.788
5	27.284	22.239	34.014	27.093	1'50.630	232,3	18:19'59.418
6	27.571	22.098	33.875	27.100	1'50.644	233,8	18:21'50.062
7	27.821	22.094	33.947	27.095	1'50.957	233,8	18:23'41.019
8	27.274	22.059	34.064	27.057	1'50.454	231,8	18:25'31.473
9	27.266	22.054	33.866	27.133	1'50.319	231,8	18:27'21.792
10	27.225	22.154	34.060	27.089	1'50.528	230,8	18:29'12.320
11	27.382	22.112	34.069	27.109	1'50.672	233,3	18:31'02.992
12	27.336	22.147	34.023	27.164	1'50.670	232,3	18:32'53.662
13	27.542	22.392	34.098	27.103	1'51.135	231,8	18:34'44.797

Race Time 25'57.431

66 R. LIU (1'50.895)

Lap	Seg.1	Seg.2	Seg.3	Seg.4	Lap Time	km/h	Local Time
1		23.611	35.341	37.182	2'13.750		18:11'01.116
2	47.202	33.790	55.701	1'04.269	3'20.962	143,6	18:14'22.078
3	30.065	23.625	35.301	27.320	1'56.311	200,0	18:16'18.389
4	27.362	22.399	34.975	27.367	1'52.103	231,3	18:18'10.492
5	27.407	22.226	34.286	27.321	1'51.240	229,8	18:20'01.732
6	27.829	22.228	34.206	27.290	1'51.553	229,8	18:21'53.285
7	27.310	22.080	34.185	27.320	1'50.895	229,8	18:23'44.180
8	27.212	22.342	34.167	27.443	1'51.164	229,8	18:25'35.344
9	27.726	22.239	34.256	27.398	1'51.619	228,3	18:27'26.963
10	27.388	22.115	34.217	27.315	1'51.035	227,8	18:29'17.998
11	27.386	22.242	34.548	27.321	1'51.497	228,3	18:31'09.495
12	27.363	22.286	34.199	27.327	1'51.175	228,3	18:33'00.670
13	27.395	22.183	34.337	27.467	1'51.382	228,8	18:34'52.052
14	27.419	22.252	34.497	27.289	1'51.457	228,8	18:36'43.509
15	27.544	23.135	34.514	27.292	1'52.485	229,8	18:38'35.994
16	27.582	22.439	34.395	27.350	1'51.766	230,3	18:40'27.760
17	27.465	22.277	34.572	27.364	1'51.678	229,8	18:42'19.438

Race Time 33'32.072

76 R. NARAC (1'50.282)

Lap	Seg.1	Seg.2	Seg.3	Seg.4	Lap Time	km/h	Local Time
1		23.052	35.793	35.788	2'11.869		18:10'59.235
2	47.618	33.747	55.673	1'05.337	3'22.375	144,8	18:14'21.610
3	30.204	23.154	34.543	27.154	1'55.055	199,3	18:16'16.665
4	27.737	23.094	34.524	27.270	1'52.625	232,3	18:18'09.290
5	27.720	22.121	34.187	27.186	1'51.214	230,8	18:20'00.504
6	27.120	21.981	33.981	27.200	1'50.282	230,8	18:21'50.786
7	27.308	22.236	34.141	27.074	1'50.759	230,8	18:23'41.545
8	27.207	22.057	34.258	27.171	1'50.693	230,3	18:25'32.238
9	27.203	21.915	33.968	27.236	1'50.322	230,3	18:27'22.560
10	27.292	21.979	34.060	27.196	1'50.527	231,3	18:29'13.087
11	27.313	22.030	35.827	27.214	1'52.384	229,8	18:31'05.471
12	27.330	22.046	34.200	27.219	1'50.795	230,8	18:32'56.266
13	27.329	22.041	34.138	27.254	1'50.762	228,8	18:34'47.028
14	27.285	21.964	35.254	27.230	1'51.733	229,3	18:36'38.761
15	27.397	22.729	34.392	27.276	1'51.794	228,8	18:38'30.555
16	27.442	22.079	34.098	27.168	1'50.787	227,4	18:40'21.342
17	27.344	22.143	34.172	27.351	1'51.010	228,3	18:42'12.352

Race Time 33'24.986

77 F. SLATER (1'49.817)

Lap	Seg.1	Seg.2	Seg.3	Seg.4	Lap Time	km/h	Local Time
1		23.603	34.387	33.360	2'06.852		18:10'54.218
2	48.385	33.019	54.730	1'09.643	3'25.777	104,1	18:14'19.995
3	30.054	22.799	34.136	27.172	1'54.161	195,3	18:16'14.156
4	27.157	22.050	34.145	27.051	1'50.403	230,8	18:18'04.559
5	27.084	21.901	33.931	27.293	1'50.209	231,3	18:19'54.768
6	27.518	22.082	33.870	27.150	1'50.620	229,3	18:21'45.388
7	27.163	21.725	33.802	27.127	1'49.817	231,3	18:23'35.205
8	27.083	21.821	34.043	27.531	1'50.478	231,3	18:25'25.683

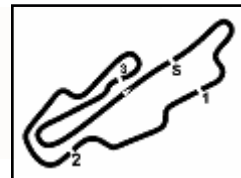
63 G. LUCHETTI (1'51.814)

Lap	Seg.1	Seg.2	Seg.3	Seg.4	Lap Time	km/h	Local Time
1		24.955	34.903	43.437	2'23.244		18:11'10.610
2	44.524	33.912	55.180	1'00.645	3'14.261	194,6	18:14'24.871
3	29.783	23.118	36.875	28.885	1'58.661	197,4	18:16'23.532
4	28.603	23.140	34.504	27.671	1'53.918	225,9	18:18'17.450
5	28.046	22.623	34.541	27.642	1'52.852	228,3	18:20'10.302

30/09/2023

P = Pits In/Out - C = Lap Time Cancelled





Aut.Int. Mugello 5.245 m

ACI Racing Weekend Mugello, 30 Settembre - 1 Ottobre 2023

Italian F4 Championship - Chronological Analysis Race 1

Start at 18:08'47.366

5 / 5

9	27.393	21.992	33.985	27.114	1'50.484	230,8	18:27'16.167	13	28.003	22.602	34.648	27.686	1'52.939	225,5	18:35'06.140
10	27.224	22.018	34.058	27.038	1'50.338	230,3	18:29'06.505	14	27.932	22.572	34.587	27.690	1'52.781	225,5	18:36'58.921
11	27.468	22.027	34.071	27.263	1'50.829	234,8	18:30'57.334	15	27.742	22.660	34.553	27.631	1'52.586	223,6	18:38'51.507
12	27.238	21.984	34.039	27.203	1'50.464	228,8	18:32'47.798	16	27.704	22.510	34.493	27.662	1'52.369	224,1	18:40'43.876
13	27.150	21.895	33.807	27.206	1'50.058	229,3	18:34'37.856	17	27.659	22.400	34.789	27.730	1'52.578	226,9	18:42'36.454
14	27.261	21.896	33.986	27.159	1'50.302	230,3	18:36'28.158								
15	27.252	21.995	34.266	27.133	1'50.646	230,3	18:38'18.804								
16	27.442	22.163	34.125	27.132	1'50.862	231,8	18:40'09.666								
17	27.490	22.082	34.262	27.358	1'51.192	231,3	18:42'00.858								

Race Time 33'13.492

78 V. BLOKHINA (1'51.457)

Lap	Seg.1	Seg.2	Seg.3	Seg.4	Lap Time	km/h	Local Time
1		30.484	35.317	42.639	2'27.813		18:11'15.179
2	42.982	33.973	54.073	59.940	3'10.968	187,8	18:14'26.147
3	30.186	23.049	36.399	28.245	1'57.879	200,0	18:16'24.026
4	28.000	22.642	34.586	27.584	1'52.812	233,3	18:18'16.838
5	27.457	22.328	34.476	27.456	1'51.717	226,9	18:20'08.555
6	27.388	22.551	34.528	27.322	1'51.789	230,8	18:22'00.344
7	28.015	23.036	34.580	27.394	1'53.025	231,8	18:23'53.369
8	27.706	22.491	34.389	27.407	1'51.993	231,8	18:25'45.362
9	27.387	22.381	34.197	27.492	1'51.457	227,8	18:27'36.819
10	27.429	22.367	35.324	27.531	1'52.651	228,3	18:29'29.470
11	27.426	22.579	34.568	27.392	1'51.965	228,8	18:31'21.435
12	27.503	22.583	34.520	27.494	1'52.100	228,3	18:33'13.535
13	27.931	22.879	34.609	27.413	1'52.832	230,8	18:35'06.367
14	27.923	22.668	34.817	27.490	1'52.898	225,9	18:36'59.265
15	27.997	22.649	34.823	27.404	1'52.873	229,3	18:38'52.138
16	27.701	22.605	34.851	27.755	1'52.912	228,3	18:40'45.050
17	27.790	22.660	34.879	27.430	1'52.759	230,3	18:42'37.809

Race Time 33'50.443

80 A. POWELL (1'49.811)

Lap	Seg.1	Seg.2	Seg.3	Seg.4	Lap Time	km/h	Local Time
1		23.942	35.150	39.063	2'16.426		18:11'03.792
2	46.822	33.776	56.369	1'02.406	3'19.373	151,7	18:14'23.165
3	29.944	23.986	37.037	1'47.033	3'18.000P	200,0	18:17'41.165
4	35.897	23.302	35.103	27.539	2'01.841P	156,3	18:19'43.006
5	27.504	22.082	34.108	27.413	1'51.107	223,1	18:21'34.113
6	27.356	21.994	33.836	48.058	2'11.244P	222,2	18:23'45.357
7	41.842	26.293	35.422	27.644	2'11.201P	110,5	18:25'56.558
8	27.413	22.330	33.918	27.246	1'50.907	225,0	18:27'47.465
9	27.185	21.888	33.756	27.249	1'50.078	225,5	18:29'37.543
10	26.992	21.908	33.757	27.154	1'49.811	228,3	18:31'27.354
11	27.061	21.898	33.790	27.164	1'49.913	228,8	18:33'17.267
12	27.557	22.023	33.847	27.166	1'50.593	234,8	18:35'07.860
13	27.730	22.634	34.701	27.195	1'52.260	233,3	18:37'00.120
14	27.574	22.935	34.818	27.279	1'52.606	228,8	18:38'52.726
15	27.400	22.562	34.766	27.224	1'51.952	231,8	18:40'44.678
16	27.469	22.281	34.485	27.515	1'51.750	230,8	18:42'36.428

Race Time 33'49.062

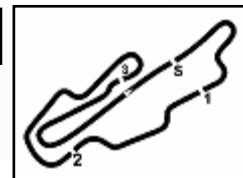
86 D. DE LA TORRE RAMIREZ (1'51.662)

Lap	Seg.1	Seg.2	Seg.3	Seg.4	Lap Time	km/h	Local Time
1		25.087	34.870	44.005	2'24.212		18:11'11.578
2	44.324	34.223	54.552	1'00.569	3'13.668	198,2	18:14'25.246
3	30.117	22.992	36.593	28.544	1'58.246	198,5	18:16'23.492
4	27.684	22.564	34.349	27.514	1'52.111	228,3	18:18'15.603
5	27.739	22.272	34.302	27.556	1'51.869	225,0	18:20'07.472
6	27.980	22.754	34.430	27.539	1'52.703	226,9	18:22'00.175
7	27.660	22.260	34.254	27.682	1'51.856	230,8	18:23'52.031
8	27.482	22.315	34.462	27.664	1'51.923	226,4	18:25'43.954
9	27.631	22.186	34.344	27.501	1'51.662	225,0	18:27'35.616
10	27.519	22.452	35.430	27.628	1'53.029	225,5	18:29'28.645
11	27.599	22.651	34.535	27.582	1'52.367	225,5	18:31'21.012
12	27.553	22.511	34.432	27.693	1'52.189	225,9	18:33'13.201

30/09/2023

P = Pits In/Out - C = Lap Time Cancelled





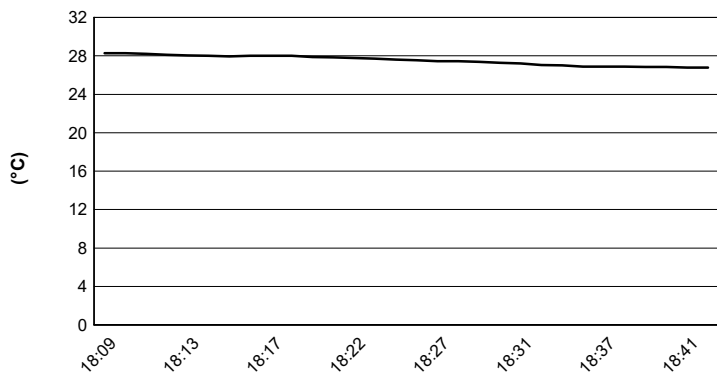
Aut.Int. Mugello 5.245 m

ACI Racing Weekend Mugello, 30 Settembre - 1 Ottobre 2023

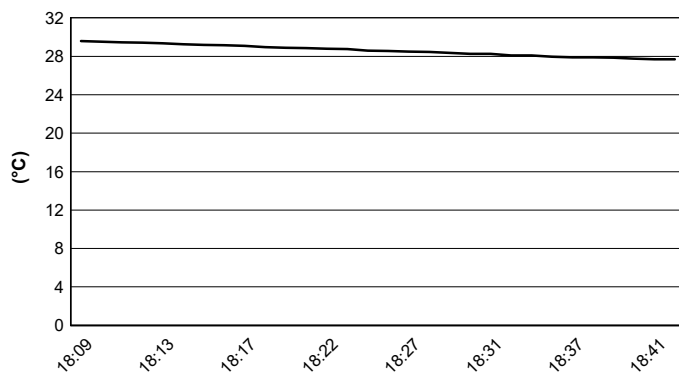
Italian F4 Championship - Weather Report Race 1

Session started 18:09 - Session ended 18:43

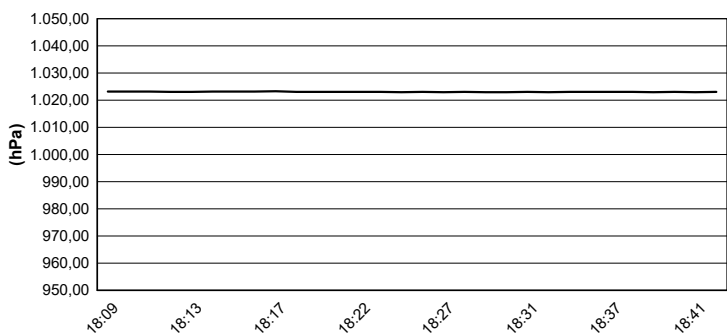
Air Temperature



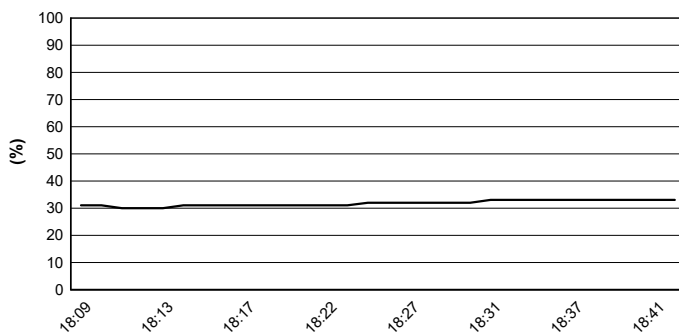
Track Temperature



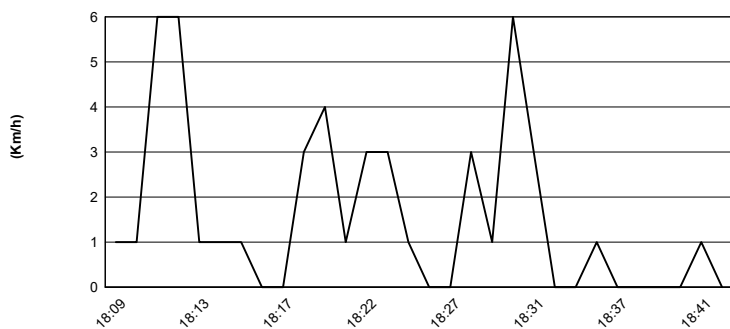
Air Pressure



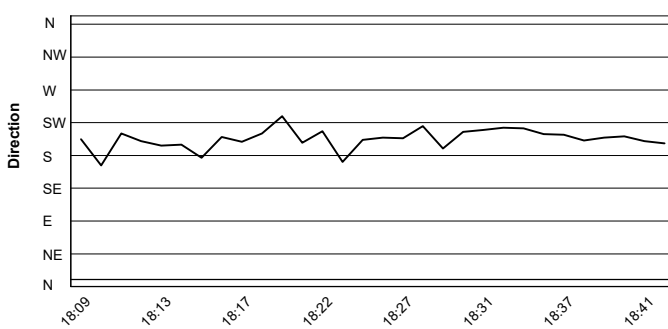
Humidity



Wind Speed

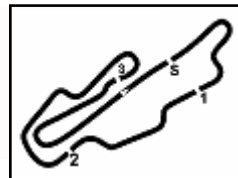


Wind Direction



30/09/2023





ACI Racing Weekend Mugello, 30 Settembre - 1 Ottobre 2023

Italian F4 Championship - Starting Grid Race 1 (Duration: 30' +1 Lap)

17	86	DE LA TORRE RAMI AKM Motorsport	Tatuus 1'50.151	63	LUCHETTI G. Airflow Racing	Tatuus 1'50.214
16	78	BLOKHINA V. PHM Racing	Tatuus 1'49.456	87	LUND F. AKM Motorsport	Tatuus 1'49.678
15	16	NOBELS A. Prema Racing	Tatuus 1'49.157	26	KIM H. Jenzer Motorsport	Tatuus 1'48.913
14	53	PEDRINI G. PHM Racing	Tatuus 1'48.945	21	HAUSMANN T. AKM Motorsport	Tatuus 1'49.154
13	5	LARINI D. PHM Racing	Tatuus 1'48.571	94	ANURAG K. US Racing	Tatuus 1'48.799
12	57	BHIROMBHAKDI N. PHM Racing	Tatuus 1'48.278	27	ISCHER E. Jenzer Motorsport	Tatuus 1'48.521
11	20	DAVID Z. US Racing	Tatuus 1'48.306	29	ELKIN A. Jenzer Motorsport	Tatuus 1'48.379
10	45	BEETON J. Van Amersfoort Racing	Tatuus 1'48.004	66	LIU R. US Racing	Tatuus 1'48.183
9	93	QUINTARELLI M. R-ace GP	Tatuus 1'48.144	9	SPINA A. BVM Racing	Tatuus 1'48.152
8	47	LACORTE N. Prema Racing	Tatuus 1'48.008	48	EGOZI J. PHM Racing	Tatuus 1'48.099
7	77	SLATER F. Van Amersfoort Racing	Tatuus 1'47.918	76	NARAC R. R-ace GP	Tatuus 1'47.939
6	7	FERREIRA M. Van Amersfoort Racing	Tatuus 1'47.904	80	POWELL A. Prema Racing	Tatuus 1'47.910
5	31	BOHRA A. US Racing	Tatuus 1'47.829	17	DOMINGUES I. Van Amersfoort Racing	Tatuus 1'47.880
4	15	BADOER B. Van Amersfoort Racing	Tatuus 1'47.656	13	WHARTON J. Prema Racing	Tatuus 1'47.700
3	23	LINDBLAD A. Prema Racing	Tatuus 1'47.486	14	AL DHAHERI R. Prema Racing	Tatuus 1'47.595
2	3	UGOCHUKWU U. Prema Racing	Tatuus 1'47.379	12	PRADEL G. US Racing	Tatuus 1'47.403
1	37	SZTUKA K. US Racing	Tatuus 1'47.191	8	TAPONEN T. Prema Racing	Tatuus 1'47.197

The driver n. 57 (Bhirombhakdi N.) drops 2 positions, Stewards decision n.25 Paul Ricard
 The driver n. 45 (Beeton J.) drops 4 positions, Stewards decision n.27 Paul Ricard
 The driver n. 26 (Kim H.) drops 2 positions, Stewards decision n.14

