

Vallelunga 4.085 m

ACI Racing Weekend Vallelunga, 14-15 Ottobre 2023

Italian F4 Championship - Results Race 1

Laps 20 = 81,700 km - Avg 154,945 km/h - Race Time 31'38.218

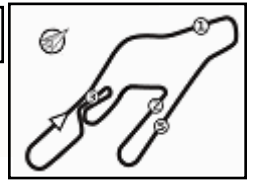
No.	Driver	Nat	Entrant	Team	Car	Class	Laps	Time	Gap	Rel.	Fastest Lap	
1	3 UGOCHUKWU Ugo	USA	Prema Racing	Prema Racing	Tatuus F4-T421		20	31'38.218		9	1'34.298	
2	8 TAPONEN Tuukka	FIN	Prema Racing	Prema Racing	Tatuus F4-T421	R	20	31'39.765	1.547	1.547	12	1'34.351
3	37 SZTUKA Kacper	POL	US Racing	US Racing	Tatuus F4-T421		20	31'40.047	1.829	0.282	12	1'34.386
4	20 DAVID Zachary	MLT	US Racing	US Racing	Tatuus F4-T421	R	20	31'42.046	3.828	1.999	9	1'34.298
5	13 WHARTON James	AUS	Prema Racing	Prema Racing	Tatuus F4-T421		20	31'44.959	6.741	2.913	9	1'34.481
6	23 LINDBLAD Arvid	GBR	Prema Racing	Prema Racing	Tatuus F4-T421	R	20	31'46.268	8.050	1.309	11	1'34.541
7	29 ELKIN Ariel	ISR	Jenzer Motorsport	Jenzer Motorsport	Tatuus F4-T421	R	20	31'46.871	8.653	0.603	4	1'34.610
8	15 BADOER Brando	ITA	Van Amersfoort Racing	Van Amersfoort Racing	Tatuus F4-T421		20	31'47.060	8.842	0.189	9	1'34.223
9	47 LACORTE Nicola	ITA	Prema Racing	Prema Racing	Tatuus F4-T421	R	20	31'47.981	9.763	0.921	7	1'34.584
10	48 EGOZI James	USA	PHM Racing	PHM Racing	Tatuus F4-T421	R	20	31'48.769	10.551	0.788	12	1'34.625
11	12 PRADEL Gianmarco	AUS	US Racing	US Racing	Tatuus F4-T421	R	20	31'52.928	14.710	4.159	8	1'34.701
12	7 FERREIRA Matheus	BRA	Van Amersfoort Racing	Van Amersfoort Racing	Tatuus F4-T421	R	20	31'54.170	15.952	1.242	8	1'34.683
13	45 BEETON Jack	AUS	Van Amersfoort Racing	Van Amersfoort Racing	Tatuus F4-T421	R	20	31'55.000	16.782	0.830	7	1'34.758
14	80 POWELL Alex	JAM	Prema Racing	Prema Racing	Tatuus F4-T421	R	20	31'55.803	17.585	0.803	12	1'34.561
15	77 SLATER Freddie	GBR	Van Amersfoort Racing	Van Amersfoort Racing	Tatuus F4-T421	R	20	31'56.279	18.061	0.476	12	1'34.654
16	76 NARAC Raphael	FRA	R-ace GP	R-ace GP	Tatuus F4-T421	R	20	31'57.040	18.822	0.761	12	1'34.710
17	14 AL DHAHERI Rashid	UAE	Prema Racing	Prema Racing	Tatuus F4-T421	R	20	31'57.537	19.319	0.497	13	1'34.832
18	5 LARINI Davide	ITA	PHM Racing	PHM Racing	Tatuus F4-T421	R	20	31'58.658	20.440	1.121	19	1'34.908
19	93 QUINTARELLI Matteo	UAE	R-ace GP	R-ace GP	Tatuus F4-T421	R	20	31'59.134	20.916	0.476	17	1'34.875
20	9 SPINA Alfio	ITA	BVM Racing	BVM Racing	Tatuus F4-T421		20	32'00.478	22.260	1.344	14	1'34.918
21	24 ZHANG Shimo	CHN	Jenzer Motorsport	Jenzer Motorsport	Tatuus F4-T421	R	20	32'05.430	27.212	4.952	8	1'35.178
22	16 NOBELS Aurelia Corine	BRA	Prema Racing	Prema Racing	Tatuus F4-T421		20	32'07.977	29.759	2.547	8	1'34.945
23	27 ISCHER Ethan	CHE	Jenzer Motorsport	Jenzer Motorsport	Tatuus F4-T421		20	32'08.782	30.564	0.805	8	1'35.160
24	53 PEDRINI Giacomo	ITA	PHM Racing	PHM Racing	Tatuus F4-T421	R	20	32'09.936	31.718	1.154	9	1'35.081
25	21 HAUSMANN Tina	CHE	AKM Motorsport	AKM Motorsport	Tatuus F4-T421	R	20	32'10.101	31.883	0.165	15	1'35.150
26	94 ANURAG Kabir	SGP	US Racing	US Racing	Tatuus F4-T421	R	20	32'10.737	32.519	0.636	14	1'35.130
27	81 KALENDER Tom	DEU	PHM Racing	PHM Racing	Tatuus F4-T421	R	20	32'11.575	33.357	0.838	13	1'35.259
28	78 BLOKHINA Viktoria		PHM Racing	PHM Racing	Tatuus F4-T421		20	32'12.176	33.958	0.601	9	1'35.261
29	61 WIEBELHAUS Finn	DEU	Jenzer Motorsport	Jenzer Motorsport	Tatuus F4-T421	R	20	32'13.984	35.766	1.808	18	1'35.082
30	86 DE LA TORRE RAMIREZ Diego	MEX	AKM Motorsport	AKM Motorsport	Tatuus F4-T421		20	32'25.107	46.889	11.123	10	1'36.085
31	63 LUCHETTI Guido	ITA	Airflow Racing	Airflow Racing	Tatuus F4-T421	R	20	32'29.325	51.107	4.218	4	1'36.166
32	66 LIU Ruiqi	CHN	US Racing	US Racing	Tatuus F4-T421	R	20	32'43.672	1'05.454	14.347	15	1'35.133
33	6 MRAD Kamal	AUS	AKM Motorsport	AKM Motorsport	Tatuus F4-T421		19	33'02.330	1 Lap	1 Lap	9	1'35.519
----- Not Classified -----												
RET	31 BOHRA Akshay	SGP	US Racing	US Racing	Tatuus F4-T421	R	1	1'54.822	19 Laps			

Starting: 34 Classified: 33 Not Classified: 0 Retired: 1 Not Started: 0
 Fastest Lap N. 9 No. 15 Brando Badoer Time 1'34.223 Avg. 156,077 Km/h

Humidity:	76%	AIR	22°C
Condition:	DRY	Track	30°C

Stewards : Ronny Guarini Raffaele Giammaria Franco Leoni

	Start	End
14/10/2023	11:04	11:36



ACI Racing Weekend Vallelunga, 14-15 Ottobre 2023

Italian F4 Championship - Results by Class Race 1

Rookie

Laps 20 = 81,700 km - Avg 154,819 km/h - Race Time 31'39.765

No.	Driver	Nat	Entrant	Team	Car	Laps	Time	Gap	Rel.	Fastest Lap
1	8 TAPONEN Tuukka	FIN	Prema Racing	Prema Racing	Tatuus F4-T421	20	31'39.765		12	1'34.351
2	20 DAVID Zachary	MLT	US Racing	US Racing	Tatuus F4-T421	20	31'42.046	2.281	2.281	9 1'34.298
3	23 LINDBLAD Arvid	GBR	Prema Racing	Prema Racing	Tatuus F4-T421	20	31'46.268	6.503	4.222	11 1'34.541
4	29 ELKIN Ariel	ISR	Jenzer Motorsport	Jenzer Motorsport	Tatuus F4-T421	20	31'46.871	7.106	0.603	4 1'34.610
5	47 LACORTE Nicola	ITA	Prema Racing	Prema Racing	Tatuus F4-T421	20	31'47.981	8.216	1.110	7 1'34.584
6	48 EGOZI James	USA	PHM Racing	PHM Racing	Tatuus F4-T421	20	31'48.769	9.004	0.788	12 1'34.625
7	12 PRADEL Gianmarco	AUS	US Racing	US Racing	Tatuus F4-T421	20	31'52.928	13.163	4.159	8 1'34.701
8	7 FERREIRA Matheus	BRA	Van Amersfoort Racing	Van Amersfoort Racing	Tatuus F4-T421	20	31'54.170	14.405	1.242	8 1'34.683
9	45 BEETON Jack	AUS	Van Amersfoort Racing	Van Amersfoort Racing	Tatuus F4-T421	20	31'55.000	15.235	0.830	7 1'34.758
10	80 POWELL Alex	JAM	Prema Racing	Prema Racing	Tatuus F4-T421	20	31'55.803	16.038	0.803	12 1'34.561
11	77 SLATER Freddie	GBR	Van Amersfoort Racing	Van Amersfoort Racing	Tatuus F4-T421	20	31'56.279	16.514	0.476	12 1'34.654
12	76 NARAC Raphael	FRA	R-ace GP	R-ace GP	Tatuus F4-T421	20	31'57.040	17.275	0.761	12 1'34.710
13	14 AL DHAHERI Rashid	UAE	Prema Racing	Prema Racing	Tatuus F4-T421	20	31'57.537	17.772	0.497	13 1'34.832
14	5 LARINI Davide	ITA	PHM Racing	PHM Racing	Tatuus F4-T421	20	31'58.658	18.893	1.121	19 1'34.908
15	93 QUINTARELLI Matteo	UAE	R-ace GP	R-ace GP	Tatuus F4-T421	20	31'59.134	19.369	0.476	17 1'34.875
16	24 ZHANG Shimo	CHN	Jenzer Motorsport	Jenzer Motorsport	Tatuus F4-T421	20	32'05.430	25.665	6.296	8 1'35.178
17	53 PEDRINI Giacomo	ITA	PHM Racing	PHM Racing	Tatuus F4-T421	20	32'09.936	30.171	4.506	9 1'35.081
18	21 HAUSMANN Tina	CHE	AKM Motorsport	AKM Motorsport	Tatuus F4-T421	20	32'10.101	30.336	0.165	15 1'35.150
19	94 ANURAG Kabir	SGP	US Racing	US Racing	Tatuus F4-T421	20	32'10.737	30.972	0.636	14 1'35.130
20	81 KALENDER Tom	DEU	PHM Racing	PHM Racing	Tatuus F4-T421	20	32'11.575	31.810	0.838	13 1'35.259
21	61 WIEBELHAUS Finn	DEU	Jenzer Motorsport	Jenzer Motorsport	Tatuus F4-T421	20	32'13.984	34.219	2.409	18 1'35.082
22	63 LUCHETTI Guido	ITA	Airflow Racing	Airflow Racing	Tatuus F4-T421	20	32'29.325	49.560	15.341	4 1'36.166
23	66 LIU Ruiqi	CHN	US Racing	US Racing	Tatuus F4-T421	20	32'43.672	1'03.907	14.347	15 1'35.133
----- Not Classified -----										
RET	31 BOHRA Akshay	SGP	US Racing	US Racing	Tatuus F4-T421	1	1'54.822	19 Laps		

Starting: 24 Classified: 23 Not Classified: 0 Retired: 1 Not Started: 0

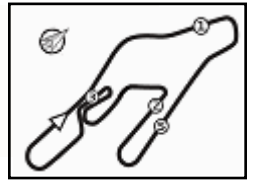
Fastest Lap N. 9 No. 20 Zachary David Time 1'34.298 Avg. 155,952 Km/h

Humidity:	76%	AIR	22°C
Condition:	DRY	Track	30°C

Clerk of the Course : Gianfranco Bonifacio

Race Director : Alessandro Ferrari

	Start	End
14/10/2023	11:04	11:36



Vallelunga 4.085 m

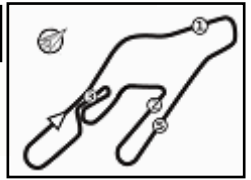
ACI Racing Weekend Vallelunga, 14-15 Ottobre 2023

Italian F4 Championship - Lap Chart Race 1

	Lap																			
	1	2	3	4	5	6	7	8	9	10	11	12	13	14	15	16	17	18	19	20
1	3	3	3	3	3	3	3	3	3	3	3	3	3	3	3	3	3	3	3	3
2	8	8	8	8	8	8	8	8	8	8	8	8	8	8	8	8	8	8	8	8
3	37	37	37	37	37	37	37	37	37	37	37	37	37	37	37	37	37	37	37	37
4	20	20	20	20	20	20	20	20	20	20	20	20	20	20	20	20	20	20	20	20
5	13	13	13	13	13	13	13	13	13	13	13	13	13	13	13	13	13	13	13	13
6	48	23	23	23	23	23	23	23	23	23	23	23	23	23	23	23	23	23	23	23
7	23	48	29	29	29	29	29	29	29	29	29	29	29	29	29	29	29	29	29	29
8	29	29	48	47	47	47	47	47	47	47	15	15	15	15	15	15	15	15	15	15
9	47	47	47	48	48	48	48	15	15	15	47	47	47	47	47	47	47	47	47	47
10	15	15	15	15	15	15	15	48	48	48	48	48	48	48	48	48	48	48	48	48
11	45	45	45	45	45	45	45	45	45	45	45	45	45	12	12	12	12	12	12	12
12	12	12	12	12	12	12	12	12	12	12	12	12	12	7	7	7	7	7	7	7
13	7	7	7	7	7	7	7	7	7	7	7	7	7	45	45	45	45	45	45	45
14	76	76	76	76	77	77	77	77	77	77	77	77	80	80	80	80	80	80	80	80
15	77	77	77	77	80	80	80	80	80	80	80	80	77	77	77	77	77	77	77	77
16	9	14	80	80	76	76	76	76	76	76	76	76	76	76	76	76	76	76	76	76
17	14	80	14	14	14	14	14	14	14	14	14	14	14	14	14	14	14	14	14	14
18	80	9	9	9	9	5	5	5	5	5	5	5	5	5	5	5	5	5	5	5
19	5	5	5	5	5	93	93	93	93	93	93	93	93	93	93	93	93	93	93	93
20	16	93	93	93	93	9	9	9	9	9	9	9	9	9	9	9	9	9	9	9
21	93	66	66	66	66	66	66	66	66	66	66	66	66	66	66	66	66	66	24	24
22	66	16	61	61	61	61	61	61	61	61	61	61	61	61	61	61	61	61	16	16
23	61	61	27	27	27	27	27	27	27	24	24	24	24	24	24	24	24	24	27	27
24	53	27	24	24	24	24	24	24	24	27	16	16	16	16	16	16	16	16	53	53
25	27	24	16	53	53	16	16	16	16	16	16	27	27	27	27	27	27	27	21	21
26	24	53	53	16	16	53	53	53	53	53	53	53	53	53	53	53	53	53	61	94
27	94	63	94	94	94	94	94	94	94	94	94	94	94	94	94	94	94	94	94	81
28	63	94	81	81	21	21	21	21	21	21	21	21	21	21	21	21	21	21	81	78
29	21	81	21	21	81	81	81	81	81	81	81	81	81	81	81	81	81	81	81	61
30	78	21	78	78	78	78	78	78	78	78	78	78	78	78	78	78	78	78	86	86
31	86	78	86	86	86	86	86	86	86	86	86	86	86	86	86	86	86	86	66	63
32	81	86	63	63	63	63	63	63	63	63	63	63	63	63	63	63	63	63	63	66
33	31	6	6	6	6	6	6	6	6	6	6	6	6	6	6	6	6	6	6	6
34	6																			

Final Result		
1	3 UGOCHUKWU U.	Laps 20
2	8 TAPONEN T.	1.547
3	37 SZTUKA K.	1.829
4	20 DAVID Z.	3.828
5	13 WHARTON J.	6.741
6	23 LINDBLAD A.	8.050
7	29 ELKIN A.	8.653
8	15 BADOER B.	8.842
9	47 LACORTE N.	9.763
10	48 EGOZI J.	10.551
11	12 PRADEL G.	14.710
12	7 FERREIRA M.	15.952
13	45 BEETON J.	16.782
14	80 POWELL A.	17.585
15	77 SLATER F.	18.061
16	76 NARAC R.	18.822
17	14 AL DHAHERI R.	19.319
18	5 LARINI D.	20.440
19	93 QUINTARELLI M.	20.916
20	9 SPINA A.	22.260
21	24 ZHANG S.	27.212
22	16 NOBELS A.	29.759
23	27 ISCHER E.	30.564
24	53 PEDRINI G.	31.718
25	21 HAUSMANN T.	31.883
26	94 ANURAG K.	32.519
27	81 KALENDER T.	33.357
28	78 BLOKHINA V.	33.958
29	61 WIEBELHAUS F.	35.766
30	86 DE LA TORRE RAMIR	46.889
31	63 LUCHETTI G.	51.107
32	66 LIU R.	1'05.454
33	6 MRAD K.	1 Lap
RET	31 BOHRA A.	19 Laps





ACI Racing Weekend Vallelunga, 14-15 Ottobre 2023

Italian F4 Championship - Best Sectors & Speed Race 1

RESULTS

1	3	UGOCHUKWU Ugo	Tatuus F4-T421	Laps 20
2	8	TAPONEN Tuukka	Tatuus F4-T421	1.547
3	37	SZTUKA Kacper	Tatuus F4-T421	1.829
4	20	DAVID Zachary	Tatuus F4-T421	3.828
5	13	WHARTON James	Tatuus F4-T421	6.741
6	23	LINDBLAD Arvid	Tatuus F4-T421	8.050
7	29	ELKIN Ariel	Tatuus F4-T421	8.653
8	15	BADOER Brando	Tatuus F4-T421	8.842
9	47	LACORTE Nicola	Tatuus F4-T421	9.763
10	48	EGOZI James	Tatuus F4-T421	10.551
11	12	PRADEL Gianmarco	Tatuus F4-T421	14.710
12	7	FERREIRA Matheus	Tatuus F4-T421	15.952
13	45	BEETON Jack	Tatuus F4-T421	16.782
14	80	POWELL Alex	Tatuus F4-T421	17.585
15	77	SLATER Freddie	Tatuus F4-T421	18.061
16	76	NARAC Raphael	Tatuus F4-T421	18.822
17	14	AL DHAHERI Rashid	Tatuus F4-T421	19.319
18	5	LARINI Davide	Tatuus F4-T421	20.440
19	93	QUINTARELLI Matteo	Tatuus F4-T421	20.916
20	9	SPINA Alfio	Tatuus F4-T421	22.260
21	24	ZHANG Shimo	Tatuus F4-T421	27.212
22	16	NOBELS Aurelia Corine	Tatuus F4-T421	29.759
23	27	ISCHER Ethan	Tatuus F4-T421	30.564
24	53	PEDRINI Giacomo	Tatuus F4-T421	31.718
25	21	HAUSMANN Tina	Tatuus F4-T421	31.883
26	94	ANURAG Kabir	Tatuus F4-T421	32.519
27	81	KALENDER Tom	Tatuus F4-T421	33.357
28	78	BLOKHINA Viktoria	Tatuus F4-T421	33.958
29	61	WIEBELHAUS Finn	Tatuus F4-T421	35.766
30	86	DE LA TORRE RAMIREZ Dieg	Tatuus F4-T421	46.889
31	63	LUCHETTI Guido	Tatuus F4-T421	51.107
32	66	LIU Ruiqi	Tatuus F4-T421	1'05.454
33	6	MRAD Kamal	Tatuus F4-T421	1 Lap
RET	31	BOHRA Akshay	Tatuus F4-T421	19 Laps

SPEED

1	77	SLATER Freddie	Tatuus F4-T421	223,1
2	7	FERREIRA Matheus	Tatuus F4-T421	221,8
3	13	WHARTON James	Tatuus F4-T421	221,3
4	14	AL DHAHERI Rashid	Tatuus F4-T421	221,3
5	80	POWELL Alex	Tatuus F4-T421	221,3
6	81	KALENDER Tom	Tatuus F4-T421	221,3
7	5	LARINI Davide	Tatuus F4-T421	220,9
8	76	NARAC Raphael	Tatuus F4-T421	220,4
9	9	SPINA Alfio	Tatuus F4-T421	220,0
10	15	BADOER Brando	Tatuus F4-T421	220,0
11	12	PRADEL Gianmarco	Tatuus F4-T421	219,5
12	93	QUINTARELLI Matteo	Tatuus F4-T421	219,5
13	66	LIU Ruiqi	Tatuus F4-T421	219,5
14	94	ANURAG Kabir	Tatuus F4-T421	219,5
15	47	LACORTE Nicola	Tatuus F4-T421	219,1
16	78	BLOKHINA Viktoria	Tatuus F4-T421	218,6
17	29	ELKIN Ariel	Tatuus F4-T421	218,6
18	27	ISCHER Ethan	Tatuus F4-T421	218,6
19	53	PEDRINI Giacomo	Tatuus F4-T421	218,2
20	45	BEETON Jack	Tatuus F4-T421	218,2
21	16	NOBELS Aurelia Corine	Tatuus F4-T421	217,7
22	24	ZHANG Shimo	Tatuus F4-T421	217,7
23	63	LUCHETTI Guido	Tatuus F4-T421	217,7
24	86	DE LA TORRE RAMIREZ Dieg	Tatuus F4-T421	217,7
25	21	HAUSMANN Tina	Tatuus F4-T421	217,3
26	61	WIEBELHAUS Finn	Tatuus F4-T421	216,9
27	8	TAPONEN Tuukka	Tatuus F4-T421	216,9
28	48	EGOZI James	Tatuus F4-T421	216,9
29	37	SZTUKA Kacper	Tatuus F4-T421	216,4
30	20	DAVID Zachary	Tatuus F4-T421	216,0
31	31	BOHRA Akshay	Tatuus F4-T421	214,3
32	23	LINDBLAD Arvid	Tatuus F4-T421	214,3
33	3	UGOCHUKWU Ugo	Tatuus F4-T421	214,3
34	6	MRAD Kamal	Tatuus F4-T421	208,5

SEG. 1

1	12	PRADEL Gianmarco	12.856
2	7	FERREIRA Matheus	12.863
3	77	SLATER Freddie	12.868
4	29	ELKIN Ariel	12.888
5	80	POWELL Alex	12.905
6	14	AL DHAHERI Rashid	12.916
7	76	NARAC Raphael	12.917
8	9	SPINA Alfio	12.945
9	66	LIU Ruiqi	12.955
10	21	HAUSMANN Tina	12.957
11	53	PEDRINI Giacomo	12.960
12	47	LACORTE Nicola	12.963
13	45	BEETON Jack	12.964
14	15	BADOER Brando	12.969
15	37	SZTUKA Kacper	12.973
16	27	ISCHER Ethan	12.975
17	23	LINDBLAD Arvid	12.982
18	16	NOBELS Aurelia Corine	12.984
19	61	WIEBELHAUS Finn	12.985
20	48	EGOZI James	12.989
21	78	BLOKHINA Viktoria	13.003
22	93	QUINTARELLI Matteo	13.006
23	81	KALENDER Tom	13.017
24	5	LARINI Davide	13.061
25	20	DAVID Zachary	13.063
26	24	ZHANG Shimo	13.064
27	63	LUCHETTI Guido	13.072
28	94	ANURAG Kabir	13.082
29	13	WHARTON James	13.083
30	86	DE LA TORRE RAMIRE	13.106
31	8	TAPONEN Tuukka	13.137
32	3	UGOCHUKWU Ugo	13.171
33	6	MRAD Kamal	13.364
34	31	BOHRA Akshay	14.205

SEG. 2

1	15	BADOER Brando	32.711
2	20	DAVID Zachary	32.795
3	8	TAPONEN Tuukka	32.808
4	48	EGOZI James	32.809
5	37	SZTUKA Kacper	32.812
6	29	ELKIN Ariel	32.818
7	13	WHARTON James	32.824
8	47	LACORTE Nicola	32.831
9	80	POWELL Alex	32.846
10	45	BEETON Jack	32.854
11	3	UGOCHUKWU Ugo	32.858
12	12	PRADEL Gianmarco	32.871
13	23	LINDBLAD Arvid	32.892
14	76	NARAC Raphael	32.903
15	7	FERREIRA Matheus	32.930
16	77	SLATER Freddie	32.939
17	9	SPINA Alfio	32.962
18	14	AL DHAHERI Rashid	32.973
19	93	QUINTARELLI Matteo	32.973
20	53	PEDRINI Giacomo	32.979
21	5	LARINI Davide	32.984
22	66	LIU Ruiqi	32.997
23	27	ISCHER Ethan	32.999
24	61	WIEBELHAUS Finn	33.003
25	81	KALENDER Tom	33.010
26	94	ANURAG Kabir	33.036
27	21	HAUSMANN Tina	33.036
28	16	NOBELS Aurelia Corine	33.058
29	24	ZHANG Shimo	33.099
30	78	BLOKHINA Viktoria	33.126
31	6	MRAD Kamal	33.304
32	86	DE LA TORRE RAMIRE	33.350
33	63	LUCHETTI Guido	33.433
34	31	BOHRA Akshay	34.226

SEG. 3

1	3	UGOCHUKWU Ugo	28.408
2	8	TAPONEN Tuukka	28.459
3	15	BADOER Brando	28.505
4	48	EGOZI James	28.505
5	13	WHARTON James	28.507
6	37	SZTUKA Kacper	28.510
7	29	ELKIN Ariel	28.531
8	20	DAVID Zachary	28.536
9	47	LACORTE Nicola	28.546
10	23	LINDBLAD Arvid	28.574
11	14	AL DHAHERI Rashid	28.594
12	77	SLATER Freddie	28.597
13	45	BEETON Jack	28.598
14	7	FERREIRA Matheus	28.621
15	80	POWELL Alex	28.626
16	76	NARAC Raphael	28.636
17	12	PRADEL Gianmarco	28.677
18	5	LARINI Davide	28.679
19	93	QUINTARELLI Matteo	28.685
20	6	MRAD Kamal	28.693
21	16	NOBELS Aurelia Corine	28.695
22	24	ZHANG Shimo	28.726
23	53	PEDRINI Giacomo	28.730
24	94	ANURAG Kabir	28.757
25	81	KALENDER Tom	28.769
26	9	SPINA Alfio	28.798
27	27	ISCHER Ethan	28.813
28	61	WIEBELHAUS Finn	28.820
29	66	LIU Ruiqi	28.823
30	21	HAUSMANN Tina	28.824
31	78	BLOKHINA Viktoria	28.863
32	86	DE LA TORRE RAMIRE	28.951
33	63	LUCHETTI Guido	28.951
34	31	BOHRA Akshay	34.933

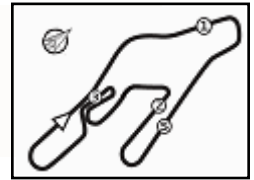
SEG. 4

1	3	UGOCHUKWU Ugo	19.792
2	20	DAVID Zachary	19.836
3	8	TAPONEN Tuukka	19.842
4	77	SLATER Freddie	19.855
5	23	LINDBLAD Arvid	19.856
6	47	LACORTE Nicola	19.857
7	13	WHARTON James	19.878
8	37	SZTUKA Kacper	19.882
9	7	FERREIRA Matheus	19.889
10	15	BADOER Brando	19.902
11	80	POWELL Alex	19.916
12	29	ELKIN Ariel	19.920
13	12	PRADEL Gianmarco	19.935
14	45	BEETON Jack	19.938
15	93	QUINTARELLI Matteo	19.945
16	9	SPINA Alfio	19.951
17	16	NOBELS Aurelia Corine	19.957
18	76	NARAC Raphael	19.968
19	48	EGOZI James	19.974
20	5	LARINI Davide	19.977
21	66	LIU Ruiqi	19.980
22	14	AL DHAHERI Rashid	20.005
23	21	HAUSMANN Tina	20.017
24	61	WIEBELHAUS Finn	20.017
25	94	ANURAG Kabir	20.028
26	78	BLOKHINA Viktoria	20.055
27	6	MRAD Kamal	20.055
28	24	ZHANG Shimo	20.063
29	53	PEDRINI Giacomo	20.066
30	81	KALENDER Tom	20.121
31	86	DE LA TORRE RAMIRE	20.127
32	27	ISCHER Ethan	20.129
33	63	LUCHETTI Guido	20.304
34	31	BOHRA Akshay	21.820

14/10/2023

Powered by FICr PERUGIA TIMING





ACI Racing Weekend Vallelunga, 14-15 Ottobre 2023

Italian F4 Championship - Chronological Analysis Race 1

Start at 11:03'49.302

1 / 7

3 U. UGOCHUKWU (1'34.298)							
Lap	Seg.1	Seg.2	Seg.3	Seg.4	Lap Time	km/h	Local Time
1		33.618	29.031	20.043	1'41.478	209,3	11:05'30.780
2	13.260	33.080	28.720	19.901	1'34.961	210,9	11:07'05.741
3	13.256	32.875	28.602	19.846	1'34.579	210,1	11:08'40.320
4	13.240	32.990	28.566	19.842	1'34.638	210,9	11:10'14.958
5	13.233	32.939	28.536	19.836	1'34.544	209,7	11:11'49.502
6	13.241	32.921	28.600	19.835	1'34.597	210,9	11:13'24.099
7	13.238	32.863	28.529	19.832	1'34.462	212,2	11:14'58.561
8	13.215	32.918	28.476	19.799	1'34.408	210,5	11:16'32.969
9	13.218	32.858	28.408	19.814	1'34.298	212,2	11:18'07.267
10	13.203	32.884	28.424	19.818	1'34.329	212,2	11:19'41.596
11	13.218	32.984	28.479	19.792	1'34.473	211,4	11:21'16.069
12	13.304	32.983	28.426	19.826	1'34.539	210,1	11:22'50.608
13	13.184	32.975	28.456	19.806	1'34.421	211,8	11:24'25.029
14	13.191	32.892	28.546	19.891	1'34.520	210,9	11:25'59.549
15	13.190	33.095	28.542	19.845	1'34.672	211,4	11:27'34.221
16	13.171	32.947	28.450	19.823	1'34.391	210,5	11:29'08.612
17	13.193	32.953	28.491	19.944	1'34.581	211,8	11:30'43.193
18	13.265	33.247	28.464	19.908	1'34.884	209,7	11:32'18.077
19	13.216	32.912	28.418	19.962	1'34.508	214,3	11:33'52.585
20	13.201	33.017	28.616	20.101	1'34.935	211,8	11:35'27.520
Race Time 31'38.218							

16	13.419	33.331	28.800	20.271	1'35.821	205,7	11:32'01.317
17	13.426	33.304	28.860	20.189	1'35.779	208,5	11:33'37.096
18	13.398	33.341	28.775	20.089	1'35.603	208,5	11:35'12.699
19	13.364	34.052	31.225	20.292	1'38.933	208,1	11:36'51.632
Race Time 33'02.330							

5 D. LARINI (1'34.908)							
Lap	Seg.1	Seg.2	Seg.3	Seg.4	Lap Time	km/h	Local Time
1		34.841	30.554	21.476	1'48.256	214,7	11:05'37.558
2	13.138	33.610	30.212	20.385	1'37.345	220,9	11:07'14.903
3	13.120	33.128	28.908	20.205	1'35.361	215,6	11:08'50.264
4	13.091	33.299	28.761	20.117	1'35.268	214,7	11:10'25.532
5	13.139	33.123	28.757	20.194	1'35.213	214,3	11:12'00.745
6	13.061	33.225	29.118	20.139	1'35.543	216,9	11:13'36.288
7	13.164	33.001	28.849	20.098	1'35.112	215,1	11:15'11.400
8	13.136	33.109	28.808	20.110	1'35.163	215,1	11:16'46.563
9	13.149	33.035	28.725	20.069	1'34.978	213,9	11:18'21.541
10	13.184	33.237	28.844	20.051	1'35.316	213,0	11:19'56.857
11	13.159	33.093	28.943	20.076	1'35.271	213,4	11:21'32.128
12	13.209	33.103	28.680	19.977	1'34.969	214,3	11:23'07.097
13	13.177	32.984	28.863	20.039	1'35.063	213,9	11:24'42.160
14	13.163	33.043	28.768	20.034	1'35.008	212,2	11:26'17.168
15	13.160	33.136	28.845	19.994	1'35.135	211,8	11:27'52.303
16	13.149	33.292	28.905	19.998	1'35.344	212,2	11:29'27.647
17	13.138	33.168	28.807	19.986	1'35.099	212,2	11:31'02.746
18	13.149	33.188	28.679	20.061	1'35.077	212,2	11:32'37.823
19	13.155	33.001	28.734	20.018	1'34.908	213,9	11:34'12.731
20	13.126	33.138	28.870	20.095	1'35.229	211,8	11:35'47.960
Race Time 31'58.658							

7 M. FERREIRA (1'34.683)							
Lap	Seg.1	Seg.2	Seg.3	Seg.4	Lap Time	km/h	Local Time
1		34.272	30.755	20.950	1'46.650	221,8	11:05'35.952
2	13.045	33.470	29.323	20.215	1'36.053	218,6	11:07'12.005
3	13.089	32.951	28.896	20.029	1'34.965	218,6	11:08'46.970
4	13.012	33.327	29.074	20.316	1'35.729	220,0	11:10'22.699
5	12.863	33.667	28.813	20.048	1'35.391	219,5	11:11'58.090
6	13.099	33.086	28.670	20.046	1'34.901	217,3	11:13'32.991
7	13.108	33.029	28.722	19.981	1'34.840	217,7	11:15'07.831
8	13.113	32.995	28.621	19.954	1'34.683	216,9	11:16'42.514
9	13.133	32.930	28.687	20.014	1'34.764	216,4	11:18'17.278
10	13.137	33.095	28.663	20.110	1'35.005	216,4	11:19'52.283
11	13.073	33.029	28.767	20.055	1'34.924	217,3	11:21'27.207
12	13.083	33.043	28.828	20.152	1'35.106	218,6	11:23'02.313
13	13.060	33.071	28.882	20.083	1'35.096	217,7	11:24'37.409
14	13.061	33.597	29.247	20.015	1'35.920	216,9	11:26'13.329
15	13.203	33.118	28.933	19.949	1'35.203	213,9	11:27'48.532
16	13.191	33.058	28.690	19.889	1'34.828	213,9	11:29'23.360
17	13.151	33.096	28.717	19.934	1'34.898	213,9	11:30'58.258
18	13.187	33.313	28.973	19.929	1'35.402	212,2	11:32'33.660
19	13.210	33.070	28.710	19.961	1'34.951	214,3	11:34'08.611
20	13.189	33.044	28.689	19.939	1'34.861	214,3	11:35'43.472
Race Time 31'54.170							

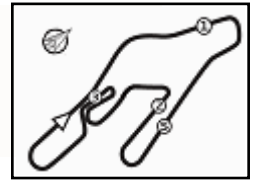
6 K. MRAD (1'35.519)							
Lap	Seg.1	Seg.2	Seg.3	Seg.4	Lap Time	km/h	Local Time
1		50.602	36.061	20.446	2'09.516	207,3	11:05'58.818
2	13.450	33.539	29.045	20.317	1'36.351	208,1	11:07'35.169
3	13.445	33.710	29.004	20.471	1'36.630	206,9	11:09'11.799
4	13.450	33.811	29.027	20.719	1'37.007	206,5	11:10'48.806
5	13.509	34.405	29.703	2'15.066	3'32.683P	204,9	11:14'21.489
6	17.907	34.489	29.312	20.416	1'42.124P	206,5	11:16'03.613
7	13.492	33.644	28.718	20.197	1'36.051	206,5	11:17'39.664
8	13.433	33.352	28.858	20.090	1'35.733	207,3	11:19'15.397
9	13.396	33.366	28.693	20.064	1'35.519	206,1	11:20'50.916
10	13.416	33.434	28.803	20.074	1'35.727	207,3	11:22'26.643
11	13.387	33.357	28.768	20.146	1'35.658	207,7	11:24'02.301
12	13.383	33.393	28.848	20.055	1'35.679	208,1	11:25'37.980
13	13.389	33.473	28.713	20.161	1'35.736	206,5	11:27'13.716
14	13.373	33.485	28.835	20.147	1'35.840	205,7	11:28'49.556
15	13.411	33.403	28.934	20.192	1'35.940	206,1	11:30'25.496

8 T. TAPONEN (1'34.351)							
Lap	Seg.1	Seg.2	Seg.3	Seg.4	Lap Time	km/h	Local Time
1		33.787	29.275	20.180	1'42.129	216,9	11:05'31.431
2	13.161	33.145	28.733	19.968	1'35.007	213,0	11:07'06.438
3	13.151	32.976	28.570	19.910	1'34.607	213,0	11:08'41.045
4	13.142	32.978	28.560	19.922	1'34.602	212,6	11:10'15.647
5	13.139	32.945	28.470	19.930	1'34.484	212,6	11:11'50.131
6	13.137	32.941	28.476	19.942	1'34.496	213,0	11:13'24.627
7	13.137	32.935	28.523	19.951	1'34.546	211,8	11:14'59.173
8	13.151	32.960	28.537	19.952	1'34.600	212,6	11:16'33.773
9	13.160	32.907	28.459	19.915	1'34.441	212,6	11:18'08.214
10	13.174	32.978	28.479	19.890	1'34.521	212,2	11:19'42.735
11	13.177	33.048	28.524	19.896	1'34.645	210,9	11:21'17.380
12	13.188	32.808	28.513	19.842	1'34.351	212,2	11:22'51.731
13	13.150	32.905	28.643	19.880	1'34.578	210,9	11:24'26.309
14	13.157	32.903	28.619	19.887	1'34.566	210,5	11:26'00.875
15	13.159	32.865	28.600	19.912	1'34.536	212,2	11:27'35.411
16	13.137	32.907	28.632	19.969	1'34.645	211,8	11:29'10.056
17	13.172	32.913	28.659	19.949	1'34.693	209,7	11:30'44.749
18	13.170	32.919	28.518	19.901	1'34.508	211,8	11:32'19.257
19	13.154	32.860	28.532	19.980	1'34.526	213,0	11:33'53.783
20	13.155	33.089	28.810	20.230	1'35.284	212,2	11:35'29.067
Race Time 31'39.765							

9 A. SPINA (1'34.918)							
Lap	Seg.1	Seg.2	Seg.3	Seg.4	Lap Time	km/h	Local Time
1		34.317	30.890	21.138	1'47.634	220,0	11:05'36.936
2	13.154	33.331	30.436	20.349	1'37.270	217,3	11:07'14.206
3	13.160	33.100	28.997	20.174	1'35.431	217,7	11:08'49.637
4	13.121	33.030	28.798	20.055	1'35.004	218,6	11:10'24.641
5	13.108	33.037	29.008	20.405	1'35.558	219,5	11:12'00.199
6	12.945	33.386	30.518	20.095	1'36.944	218,2	11:13'37.143
7	12.992	33.247	28.973	20.069	1'35.281	219,1	11:15'12.424
8	13.084	33.124	28.927	19.994	1'35.129	216,4	11:16'47.553
9	13.137	33.053	28.862	20.003	1'35.055	217,3	11:18'22.608
10	13.194	32.975	28.858	20.014	1'35.041	216,0	11:19'57.649

14/10/2023

P = Pits In/Out - C = Lap Time Cancelled



ACI Racing Weekend Vallelunga, 14-15 Ottobre 2023

Italian F4 Championship - Chronological Analysis Race 1

Vallelunga 4.085 m

Start at 11:03'49.302

2 / 7

11	13.117	33.174	28.949	20.081	1'35.321	220,0	11:21'32.970	5	13.150	33.192	28.944	20.640	1'35.926	212,2	11:12'00.138
12	13.105	33.118	28.905	19.999	1'35.127	219,1	11:23'08.097	6	12.916	33.471	28.884	20.025	1'35.296	215,1	11:13'35.434
13	13.095	33.030	28.930	20.025	1'35.080	218,2	11:24'43.177	7	13.120	33.048	28.775	20.181	1'35.124	214,7	11:15'10.558
14	13.088	32.962	28.897	19.971	1'34.918	217,3	11:26'18.095	8	13.053	33.132	28.778	20.033	1'34.996	215,1	11:16'45.554
15	13.102	33.021	28.969	20.050	1'35.142	216,0	11:27'53.237	9	13.099	33.056	28.738	20.093	1'34.986	216,4	11:18'20.540
16	13.086	33.213	29.046	20.225	1'35.570	216,4	11:29'28.807	10	13.126	33.041	28.733	20.064	1'34.964	214,7	11:19'55.504
17	13.081	33.239	28.922	19.989	1'35.231	216,0	11:31'04.038	11	13.137	33.191	28.594	20.019	1'34.941	212,6	11:21'30.445
18	13.176	33.218	28.966	20.056	1'35.416	215,1	11:32'39.454	12	13.168	33.089	28.818	20.005	1'35.080	213,9	11:23'05.525
19	13.235	33.013	28.832	19.951	1'35.031	216,0	11:34'14.485	13	13.176	32.973	28.645	20.038	1'34.832	212,2	11:24'40.357
20	13.196	33.160	28.925	20.014	1'35.295	213,9	11:35'49.780	14	13.085	33.099	28.731	20.160	1'35.075	212,2	11:26'15.432

Race Time 32'00.478

12 G. PRADEL (1'34.701)

Lap	Seg.1	Seg.2	Seg.3	Seg.4	Lap Time	km/h	Local Time
1		34.117	30.983	20.638	1'46.337	219,5	11:05'35.639
2	13.003	33.640	29.154	20.168	1'35.965	214,3	11:07'11.604
3	13.078	32.871	28.916	20.129	1'34.994	216,4	11:08'46.598
4	12.856	33.473	29.293	20.319	1'35.941	219,5	11:10'22.539
5	13.034	33.197	28.828	20.010	1'35.069	216,0	11:11'57.608
6	13.036	33.086	28.741	19.991	1'34.854	215,6	11:13'32.462
7	13.042	32.903	28.772	20.003	1'34.720	215,6	11:15'07.182
8	13.025	32.992	28.681	20.003	1'34.701	216,4	11:16'41.883
9	13.035	32.996	28.811	20.011	1'34.853	215,6	11:18'16.736
10	13.026	33.051	28.762	20.205	1'35.044	216,4	11:19'51.780
11	12.980	33.249	28.681	20.015	1'34.925	216,4	11:21'26.705
12	13.038	32.890	29.223	19.989	1'35.140	217,7	11:23'01.845
13	12.996	33.045	29.021	20.020	1'35.082	217,7	11:24'36.927
14	12.943	33.348	28.895	20.014	1'35.200	213,9	11:26'12.127
15	13.186	33.030	28.728	19.987	1'34.931	211,8	11:27'47.058
16	13.173	33.098	28.823	19.935	1'35.029	212,2	11:29'22.087
17	13.162	33.053	28.731	19.976	1'34.922	211,8	11:30'57.009
18	13.187	32.999	28.828	19.974	1'34.988	212,2	11:32'31.997
19	13.177	33.080	28.677	19.987	1'34.921	213,9	11:34'06.918
20	13.179	33.013	28.955	20.165	1'35.312	213,0	11:35'42.230

Race Time 31'52.928

15 B. BADOER (1'34.223)

Lap	Seg.1	Seg.2	Seg.3	Seg.4	Lap Time	km/h	Local Time
1		34.409	31.522	20.748	1'45.716	218,2	11:05'35.018
2	13.121	33.236	28.967	20.228	1'35.552	218,6	11:07'10.570
3	13.036	32.959	29.001	20.415	1'35.411	218,6	11:08'45.981
4	13.025	33.065	29.534	20.084	1'35.708	218,2	11:10'21.689
5	13.054	32.963	28.747	20.043	1'34.807	218,2	11:11'56.496
6	12.969	33.069	28.665	20.072	1'34.775	219,1	11:13'31.271
7	12.981	33.007	28.743	20.014	1'34.745	219,5	11:15'06.016
8	12.976	32.834	28.528	19.959	1'34.297	220,0	11:16'40.313
9	13.105	32.711	28.505	19.902	1'34.223	216,4	11:18'14.536
10	13.063	32.869	28.604	20.097	1'34.633	219,5	11:19'49.169
11	13.033	32.899	28.636	20.008	1'34.576	218,2	11:21'23.745
12	13.153	32.825	28.620	19.942	1'34.540	216,4	11:22'58.285
13	13.127	32.867	28.574	19.951	1'34.519	215,6	11:24'32.804
14	13.111	32.947	28.600	19.998	1'34.656	215,1	11:26'07.460
15	13.138	32.825	28.534	19.959	1'34.456	215,6	11:27'41.916
16	13.080	32.953	28.614	19.936	1'34.583	216,0	11:29'16.499
17	13.031	32.834	28.781	20.078	1'34.724	217,7	11:30'51.223
18	13.058	32.960	28.676	20.036	1'34.730	218,6	11:32'25.953
19	13.027	32.805	28.733	20.241	1'34.806	219,1	11:34'00.759
20	13.035	32.841	29.048	20.679	1'35.603	218,6	11:35'36.362

Race Time 31'47.060

13 J. WHARTON (1'34.481)

Lap	Seg.1	Seg.2	Seg.3	Seg.4	Lap Time	km/h	Local Time
1		33.998	29.743	20.333	1'43.651	221,3	11:05'32.953
2	13.145	33.099	28.932	20.126	1'35.302	213,9	11:07'08.255
3	13.083	32.880	28.730	20.010	1'34.703	214,7	11:08'42.958
4	13.095	32.964	28.648	20.028	1'34.735	212,6	11:10'17.693
5	13.175	32.992	28.653	20.023	1'34.843	212,2	11:11'52.536
6	13.196	32.968	28.558	19.980	1'34.702	210,9	11:13'27.238
7	13.220	32.993	28.608	19.954	1'34.775	211,8	11:15'02.013
8	13.190	32.923	28.507	19.962	1'34.582	211,4	11:16'36.595
9	13.191	32.824	28.588	19.878	1'34.481	211,8	11:18'11.076
10	13.200	33.020	28.626	19.951	1'34.797	211,8	11:19'45.873
11	13.200	32.999	28.565	20.005	1'34.769	210,9	11:21'20.642
12	13.225	32.888	28.657	19.927	1'34.697	212,2	11:22'55.339
13	13.195	32.928	28.650	19.952	1'34.725	211,4	11:24'30.064
14	13.188	33.018	28.610	20.001	1'34.817	210,1	11:26'04.881
15	13.212	32.968	28.680	20.027	1'34.887	210,9	11:27'39.768
16	13.209	32.906	28.649	19.967	1'34.731	209,7	11:29'14.499
17	13.191	32.945	28.588	20.014	1'34.738	210,5	11:30'49.237
18	13.241	33.040	28.660	19.957	1'34.898	210,5	11:32'24.135
19	13.215	32.939	28.643	20.071	1'34.868	211,8	11:33'59.003
20	13.220	32.950	28.873	20.215	1'35.258	211,4	11:35'34.261

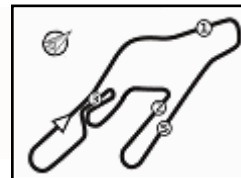
Race Time 31'44.959

14 R. AL DHAHERI (1'34.832)

Lap	Seg.1	Seg.2	Seg.3	Seg.4	Lap Time	km/h	Local Time
1		34.541	30.820	21.561	1'47.777	217,7	11:05'37.079
2	13.113	33.583	29.386	20.350	1'36.432	221,3	11:07'13.511
3	13.139	33.424	29.020	20.075	1'35.658	211,4	11:08'49.169
4	13.107	33.126	28.705	20.105	1'35.043	213,4	11:10'24.212

14/10/2023

P = Pits In/Out - C = Lap Time Cancelled



Vallelunga 4.085 m

ACI Racing Weekend Vallelunga, 14-15 Ottobre 2023

Italian F4 Championship - Chronological Analysis Race 1

Start at 11:03'49.302

3 / 7

20 Z. DAVID (1'34.298)						
Lap	Seg.1	Seg.2	Seg.3	Seg.4	Lap Time	Local Time
1		34.014	29.391	20.483	1'43.042	212,2
2	13.094	33.266	28.984	20.076	1'35.420	216,0
3	13.107	32.967	28.633	20.034	1'34.741	213,9
4	13.090	32.898	28.561	19.896	1'34.445	215,1
5	13.063	33.045	28.536	19.908	1'34.552	214,3
6	13.105	32.910	28.577	19.850	1'34.442	213,9
7	13.102	32.923	28.683	19.890	1'34.598	214,3
8	13.120	32.914	28.618	19.865	1'34.517	213,9
9	13.126	32.795	28.541	19.836	1'34.298	215,1
10	13.102	32.859	28.675	19.967	1'34.603	215,6
11	13.091	32.930	28.767	19.928	1'34.716	213,9
12	13.104	32.957	28.627	19.862	1'34.550	214,7
13	13.098	32.798	28.677	19.886	1'34.459	213,4
14	13.101	33.054	28.804	19.899	1'34.858	213,4
15	13.120	32.892	28.690	19.971	1'34.673	212,2
16	13.137	32.972	28.577	19.848	1'34.534	211,8
17	13.104	32.942	28.540	19.878	1'34.464	211,8
18	13.152	32.984	28.606	19.870	1'34.722	213,9
19	13.154	33.125	28.694	20.106	1'35.079	213,4
20	13.192	33.212	28.852	20.077	1'35.333	213,0
Race Time 31'42.046						

16	13.112	32.960	28.838	19.925	1'34.835	212,6
17	13.111	32.952	28.723	19.932	1'34.718	212,2
18	13.144	32.897	28.789	19.940	1'34.770	213,4
19	13.120	33.045	28.613	20.016	1'34.794	213,9
20	13.100	33.137	29.503	20.294	1'36.034	213,4
Race Time 31'46.268						

21 T. HAUSMANN (1'35.150)						
Lap	Seg.1	Seg.2	Seg.3	Seg.4	Lap Time	Local Time
1		35.505	31.192	21.427	1'50.704	207,3
2	13.052	34.477	30.535	20.739	1'38.803	217,3
3	13.120	33.829	29.060	20.256	1'36.265	215,6
4	12.957	33.976	29.211	20.206	1'36.350	216,9
5	13.064	33.479	28.985	20.139	1'35.667	209,7
6	13.158	33.147	29.059	20.118	1'35.482	214,7
7	13.040	33.251	29.274	20.122	1'35.687	214,7
8	12.991	33.554	28.932	20.102	1'35.579	214,3
9	13.040	33.335	28.962	20.017	1'35.354	214,7
10	13.044	33.277	29.032	20.203	1'35.556	213,4
11	13.082	33.222	28.966	20.282	1'35.552	213,4
12	13.166	33.190	28.831	20.109	1'35.296	214,7
13	13.134	33.036	28.914	20.096	1'35.180	213,0
14	13.085	33.107	28.993	20.219	1'35.404	212,2
15	13.139	33.095	28.824	20.092	1'35.150	212,6
16	13.111	33.192	29.048	20.078	1'35.429	211,4
17	13.101	33.130	28.853	20.084	1'35.168	211,4
18	13.042	33.181	28.934	20.068	1'35.225	214,7
19	13.031	33.138	29.023	20.448	1'35.640	212,6
20	12.974	33.886	29.505	20.245	1'36.610	215,6
Race Time 32'10.101						

24 S. ZHANG (1'35.178)						
Lap	Seg.1	Seg.2	Seg.3	Seg.4	Lap Time	Local Time
1		34.787	31.216	21.614	1'50.044	212,6
2	13.127	33.753	30.147	20.999	1'38.026	217,7
3	13.161	33.311	29.133	20.190	1'35.795	215,6
4	13.084	33.245	28.810	20.129	1'35.268	214,7
5	13.083	33.197	28.885	20.191	1'35.356	215,1
6	13.111	33.228	28.921	20.063	1'35.323	215,1
7	13.075	33.197	29.046	20.152	1'35.470	215,6
8	13.064	33.162	28.830	20.122	1'35.178	215,1
9	13.121	33.126	28.874	20.093	1'35.214	214,7
10	13.144	33.099	28.930	20.250	1'35.423	213,9
11	13.199	33.144	28.836	20.179	1'35.358	213,0
12	13.177	33.163	28.901	20.180	1'35.421	215,1
13	13.186	33.121	28.947	20.135	1'35.389	213,0
14	13.173	33.134	28.884	20.164	1'35.355	210,9
15	13.205	33.168	28.904	20.116	1'35.393	212,2
16	13.196	33.310	28.798	20.278	1'35.582	211,4
17	13.199	33.254	28.848	20.148	1'35.449	211,4
18	13.190	33.182	28.726	20.175	1'35.273	212,2
19	13.239	33.242	28.869	20.130	1'35.480	212,6
20	13.218	33.216	28.937	20.262	1'35.633	210,1
Race Time 32'05.430						

23 A. LINDBLAD (1'34.541)						
Lap	Seg.1	Seg.2	Seg.3	Seg.4	Lap Time	Local Time
1		34.745	30.080	20.360	1'44.456	208,9
2	12.982	33.082	28.900	20.001	1'34.965	214,3
3	13.101	32.982	28.677	19.965	1'34.725	214,3
4	13.098	33.134	28.645	20.036	1'34.913	212,6
5	13.124	33.045	28.724	19.919	1'34.812	212,6
6	13.145	32.980	28.676	19.902	1'34.703	213,4
7	13.132	33.125	28.663	19.907	1'34.827	213,4
8	13.140	32.986	28.721	19.918	1'34.765	213,0
9	13.143	32.928	28.683	19.948	1'34.702	213,4
10	13.196	33.013	28.667	19.907	1'34.783	211,4
11	13.153	32.958	28.574	19.856	1'34.541	212,2
12	13.161	32.928	28.694	19.924	1'34.707	213,0
13	13.167	32.970	28.695	19.906	1'34.738	213,0
14	13.140	32.892	28.671	19.955	1'34.658	212,2
15	13.134	33.003	28.727	19.958	1'34.822	211,8

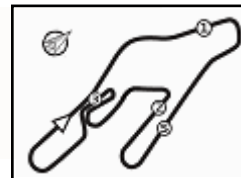
27 E. ISCHER (1'35.160)						
Lap	Seg.1	Seg.2	Seg.3	Seg.4	Lap Time	Local Time
1		35.456	30.110	21.119	1'49.663	208,9
2	13.003	33.971	30.031	21.057	1'38.062	218,6
3	13.129	33.113	29.178	20.228	1'35.648	214,7
4	13.117	33.018	28.859	20.180	1'35.174	215,6
5	13.041	33.329	28.846	20.147	1'35.363	213,4
6	13.070	33.083	29.011	20.258	1'35.422	215,1
7	13.012	33.263	29.045	20.178	1'35.498	216,9
8	13.079	32.999	28.934	20.148	1'35.160	214,3
9	13.051	33.113	28.813	20.191	1'35.168	215,6
10	13.059	33.180	28.999	20.968	1'36.206	217,7
11	13.690	33.482	28.861	20.229	1'36.262	215,6
12	13.104	33.227	29.040	20.181	1'35.552	214,7
13	13.085	33.202	28.991	20.205	1'35.483	214,7
14	13.073	33.183	28.863	20.129	1'35.248	213,9
15	13.109	33.230	28.954	20.142	1'35.435	211,8
16	13.065	33.306	28.988	20.219	1'35.578	213,4
17	13.075	33.246	28.856	20.192	1'35.369	213,0
18	13.068	33.207	28.946	20.201	1'35.422	214,3
19	13.099	33.326	29.644	20.546	1'36.615	215,1
20	12.975	34.108	29.191	20.180	1'36.454	209,3
Race Time 32'08.782						

29 A. ELKIN (1'34.610)						
Lap	Seg.1	Seg.2	Seg.3	Seg.4	Lap Time	Local Time
1		34.328	30.258	20.450	1'44.868	216,0
2	13.062	33.345	28.954	20.130	1'35.491	218,6
3	12.888	33.218	28.694	20.019	1'34.819	216,4
4	13.116	32.998	28.531	19.965	1'34.610	213,0
5	13.060	32.948	28.689	19.920	1'34.617	214,7
6	13.021	33.052	28.763	19.955	1'34.791	215,6
7	13.055	33.063	28.751	19.966	1'34.835	215,6
8	13.058	33.016	28.678	19.948	1'34.700	214,7
9	13.029	33.001	28.806	19.955	1'34.791	214,7

14/10/2023

P = Pits In/Out - C = Lap Time Cancelled





ACI Racing Weekend Vallelunga, 14-15 Ottobre 2023

Italian F4 Championship - Chronological Analysis Race 1

Start at 11:03'49.302

Lap	Seg.1	Seg.2	Seg.3	Seg.4	Lap Time	km/h	Local Time
10	13.065	32.937	28.767	19.932	1'34.701	215,1	11:19'47.525
11	13.017	32.977	28.703	19.930	1'34.627	216,0	11:21'22.152
12	13.050	32.855	28.764	19.952	1'34.621	216,4	11:22'56.773
13	13.017	32.944	28.858	20.007	1'34.826	216,4	11:24'31.599
14	13.026	33.016	28.727	19.936	1'34.705	214,7	11:26'06.304
15	13.068	32.935	28.754	19.956	1'34.713	213,4	11:27'41.017
16	13.004	32.973	28.789	20.048	1'34.814	214,7	11:29'15.831
17	13.006	33.049	28.776	19.988	1'34.819	214,3	11:30'50.650
18	13.047	33.033	28.715	20.017	1'34.812	215,1	11:32'25.462
19	13.035	32.903	28.859	20.029	1'34.826	214,7	11:34'00.288
20	13.031	32.818	29.313	20.723	1'35.885	217,3	11:35'36.173

Race Time 31'46.871

31 A. BOHRA							
Lap	Seg.1	Seg.2	Seg.3	Seg.4	Lap Time	km/h	Local Time
1		34.226	39.596	21.820	1'54.822	214,3	11:05'44.124

Race Time 1'54.822

37 K. SZTUKA (1'34.386)							
Lap	Seg.1	Seg.2	Seg.3	Seg.4	Lap Time	km/h	Local Time
1		33.829	29.662	20.348	1'42.598	216,0	11:05'31.900
2	13.130	33.232	28.877	20.065	1'35.304	215,1	11:07'07.204
3	13.156	32.898	28.624	20.002	1'34.680	214,7	11:08'41.884
4	13.138	32.853	28.606	19.934	1'34.531	213,4	11:10'16.415
5	13.113	32.812	28.589	19.911	1'34.425	214,3	11:11'50.840
6	13.098	32.886	28.536	19.914	1'34.434	215,1	11:13'25.274
7	13.077	32.922	28.538	19.949	1'34.486	215,1	11:14'59.760
8	13.072	32.924	28.657	19.908	1'34.561	216,0	11:16'34.321
9	13.039	32.975	28.545	19.936	1'34.495	216,0	11:18'08.816
10	13.057	32.967	28.568	19.882	1'34.474	216,0	11:19'43.290
11	13.038	33.007	28.683	19.917	1'34.645	216,0	11:21'17.935
12	13.050	32.918	28.510	19.908	1'34.386	216,0	11:22'52.321
13	13.024	32.875	28.652	19.934	1'34.485	215,6	11:24'26.806
14	12.996	33.005	28.674	19.935	1'34.610	216,0	11:26'01.416
15	13.056	32.958	28.635	19.896	1'34.545	214,3	11:27'35.961
16	13.005	32.990	28.619	19.884	1'34.498	214,7	11:29'10.459
17	12.973	33.111	28.712	19.904	1'34.700	214,7	11:30'45.159
18	13.001	33.085	28.721	19.943	1'34.750	216,4	11:32'19.909
19	13.095	32.814	28.599	19.899	1'34.407	215,6	11:33'54.316
20	13.037	33.039	28.805	20.152	1'35.033	216,0	11:35'29.349

Race Time 31'40.047

45 J. BEETON (1'34.758)							
Lap	Seg.1	Seg.2	Seg.3	Seg.4	Lap Time	km/h	Local Time
1		34.535	30.822	20.641	1'46.003	212,6	11:05'35.305
2	12.964	33.388	29.166	20.218	1'35.736	217,3	11:07'11.041
3	13.070	32.911	29.114	20.200	1'35.295	216,4	11:08'46.336
4	13.002	33.287	29.242	20.309	1'35.840	216,0	11:10'22.176
5	13.092	33.058	28.659	20.074	1'34.883	215,6	11:11'57.059
6	13.109	33.006	28.598	20.098	1'34.811	215,6	11:13'31.870
7	13.116	32.854	28.832	19.956	1'34.758	216,0	11:15'06.628
8	13.072	32.861	28.699	20.163	1'34.795	216,4	11:16'41.423
9	13.040	32.953	28.860	20.044	1'34.897	217,7	11:18'16.320
10	13.104	33.010	28.947	20.016	1'35.077	216,0	11:19'51.397
11	13.143	33.073	28.650	19.974	1'34.840	213,9	11:21'26.237
12	13.129	33.103	28.989	20.027	1'35.248	216,0	11:23'01.485
13	13.166	33.029	28.888	20.013	1'35.096	213,4	11:24'36.581
14	13.170	34.146	29.784	20.309	1'37.409	215,1	11:26'13.990
15	13.086	32.969	29.067	20.024	1'35.146	215,1	11:27'49.136
16	13.064	33.096	28.769	19.953	1'34.882	214,7	11:29'24.018
17	13.052	33.061	28.712	19.938	1'34.763	215,6	11:30'58.781
18	13.039	33.129	29.524	19.978	1'35.670	218,2	11:32'34.451
19	13.078	32.910	28.811	19.968	1'34.767	216,9	11:34'09.218
20	13.051	33.211	28.776	20.046	1'35.084	215,6	11:35'44.302

Race Time 31'55.000

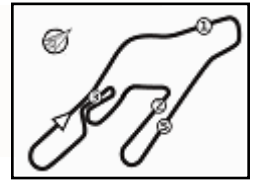
47 N. LACORTE (1'34.584)							
Lap	Seg.1	Seg.2	Seg.3	Seg.4	Lap Time	km/h	Local Time
1		34.496	30.379	20.520	1'45.276	216,0	11:05'34.578
2	13.120	33.258	28.956	20.159	1'35.493	217,7	11:07'10.071
3	13.026	33.157	29.097	20.251	1'35.531	219,1	11:08'45.602
4	12.963	33.192	28.785	20.074	1'35.014	214,3	11:10'20.616
5	13.184	32.989	28.627	19.927	1'34.727	213,4	11:11'55.343
6	13.171	32.925	28.722	19.857	1'34.675	214,3	11:13'30.018
7	13.170	32.936	28.546	19.932	1'34.584	213,9	11:15'04.602
8	13.151	32.982	28.640	19.927	1'34.700	214,7	11:16'39.302
9	13.153	32.856	28.744	19.941	1'34.694	214,7	11:18'13.996
10	13.172	32.990	28.604	19.903	1'34.669	214,7	11:19'48.665
11	13.127	32.955	29.158	20.331	1'35.571	214,3	11:21'24.236
12	13.087	32.924	28.738	20.021	1'34.770	216,9	11:22'59.006
13	13.086	32.831	28.834	19.947	1'34.698	215,1	11:24'33.704
14	13.110	32.919	28.810	19.920	1'34.759	215,6	11:26'08.463
15	13.127	32.888	28.727	19.987	1'34.729	213,9	11:27'43.192
16	13.152	33.093	28.730	19.951	1'34.926	212,6	11:29'18.118
17	13.133	32.899	28.745	20.071	1'34.848	213,0	11:30'52.966
18	13.176	33.013	28.674	19.954	1'34.817	213,9	11:32'27.783
19	13.169	32.890	28.619	19.943	1'34.621	214,7	11:34'02.404
20	13.169	32.941	28.752	20.017	1'34.879	215,1	11:35'37.283

Race Time 31'47.981

48 J. EGOZI (1'34.625)							
Lap	Seg.1	Seg.2	Seg.3	Seg.4	Lap Time	km/h	Local Time
1		34.297	29.806	20.495	1'44.264	212,6	11:05'33.566
2	13.146	33.547	28.855	20.290	1'35.838	216,9	11:07'09.404
3	13.100	33.616	29.029	20.257	1'36.002	211,8	11:08'45.406
4	13.110	33.427	29.046	20.269	1'35.852	216,9	11:10'21.258
5	13.073	32.995	28.743	20.119	1'34.930	215,1	11:11'56.188
6	13.081	32.921	28.619	20.141	1'34.762	215,6	11:13'30.950
7	13.090	32.861	28.667	20.102	1'34.720	214,7	11:15'05.670
8	13.097	33.355	28.830	20.066	1'35.348	212,2	11:16'41.018
9	13.057	33.078	28.557	19.974	1'34.666	214,7	11:18'15.684
10	13.133	33.014	28.505	19.994	1'34.646	213,9	11:19'50.330
11	13.095	32.985	28.587	20.063	1'34.730	214,3	11:21'25.060
12	13.083	32.883	28.611	20.048	1'34.625	216,0	11:22'59.685
13	13.050	32.984	28.650	20.033	1'34.717	215,6	11:24'34.402
14	13.009	32.878	28.779	20.095	1'34.761	214,7	11:26'09.163
15	13.039	32.809	28.793	20.045	1'34.686	215,1	11:27'43.849
16	13.023	32.940	28.819	20.078	1'34.860	215,6	11:29'18.709
17	13.009	32.999	28.752	20.035	1'34.795	215,6	11:30'53.504
18	12.989	33.071	28.697	20.092	1'34.849	216,4	11:32'28.353
19	13.014	32.900	28.647	20.084	1'34.645	216,9	11:34'02.998
20	13.021	33.020	28.826	20.206	1'35.073	216,4	11:35'38.071

Race Time 31'48.769

53 G. PEDRINI (1'35.081)							
Lap	Seg.1	Seg.2	Seg.3	Seg.4	Lap Time	km/h	Local Time
1		34.893	31.184	20.986	1'49.246	207,7	11:05'38.548
2	12.987	34.043	30.172	21.718	1'38.920	213,9	11:07'17.468
3	13.304	33.444	29.365	20.371	1'36.484	218,2	11:08'53.952
4	12.960	33.186	29.002	20.304	1'35.452	212,6	11:10'29.404
5	13.127	33.298	28.824	20.191	1'35.440	213,9	11:12'04.844
6	13.109	34.065	29.259	20.216	1'36.649	213,9	11:13'41.493
7	13.100	33.159	28.966	20.238	1'35.463	215,6	11:15'16.956
8	13.068	33.135	28.913	20.254	1'35.370	213,9	11:16'52.326
9	13.127	33.038	28.789	20.127	1'35.081	213,9	11:18'27.407
10	13.158	33.107	28.839	20.283	1'35.387	212,2	11:20'02.794
11	13.101	33.183	28.730	20.189	1'35.203	212,6	11:21'37.997
12	13.102	33.100	29.096	20.066	1'35.364	215,6	11:23'13.361
13	13.067	32.979	28.909	20.198	1'35.153	214,7	11:24'48.514
14	13.030	33.201	29.141	20.239	1'35.611	215,1	11:26'24.125
15	13.096	33.182	28.987	20.195	1'35.460	211,4	11:27'59.585



ACI Racing Weekend Vallelunga, 14-15 Ottobre 2023

Italian F4 Championship - Chronological Analysis Race 1

Start at 11:03'49.302

5 / 7

16	13.149	33.253	29.019	20.306	1'35.727	213,4	11:29'35.312	10	13.164	33.210	28.890	20.084	1'35.348	213,9	11:19'58.745
17	13.054	33.142	28.862	20.120	1'35.178	210,9	11:31'10.490	11	13.197	33.074	28.892	20.057	1'35.220	213,0	11:21'33.965
18	13.087	33.109	29.005	20.161	1'35.362	213,4	11:32'45.852	12	13.176	33.103	28.907	20.073	1'35.259	215,1	11:23'09.224
19	13.058	33.139	29.499	20.994	1'36.690	215,6	11:34'22.542	13	13.140	33.091	28.879	20.099	1'35.209	213,9	11:24'44.433
20	13.130	33.654	29.396	20.516	1'36.696	211,8	11:35'59.238	14	13.128	32.997	28.922	20.111	1'35.158	211,8	11:26'19.591
								Race Time 32'09.936							

61 F. WIEBELHAUS (1'35.082)

Lap	Seg.1	Seg.2	Seg.3	Seg.4	Lap Time	km/h	Local Time								
1		35.088	31.063	21.147	1'49.044	212,6	11:05'38.346								
2	13.019	34.335	29.934	20.606	1'37.894	214,3	11:07'16.240								
3	12.985	33.459	29.046	20.319	1'35.809	211,8	11:08'52.049								
4	13.194	33.003	28.929	20.123	1'35.249	213,4	11:10'27.298								
5	13.144	33.160	28.878	20.138	1'35.320	213,9	11:12'02.618								
6	13.146	33.150	29.113	20.206	1'35.615	214,3	11:13'38.233								
7	13.047	33.196	28.934	20.141	1'35.318	216,9	11:15'13.551								
8	13.100	33.022	28.865	20.179	1'35.166	213,4	11:16'48.717								
9	13.138	33.065	28.820	20.205	1'35.228	214,3	11:18'23.945								
10	13.138	33.165	29.035	20.205	1'35.543	213,9	11:19'59.488								
11	13.161	33.168	28.866	20.030	1'35.225	214,3	11:21'34.713								
12	13.143	33.080	28.895	20.093	1'35.211	216,0	11:23'09.924								
13	13.124	33.139	28.925	20.090	1'35.278	214,3	11:24'45.202								
14	13.104	33.131	28.975	20.090	1'35.300	213,4	11:26'20.502								
15	13.152	33.128	28.906	20.023	1'35.209	213,0	11:27'55.711								
16	13.182	33.182	28.909	20.017	1'35.290	213,4	11:29'31.001								
17	13.120	33.043	28.883	20.037	1'35.083	212,2	11:31'06.084								
18	13.116	33.059	28.850	20.057	1'35.082	215,1	11:32'41.166								
19	13.091	36.647	30.492	21.626	1'41.856	189,1	11:34'23.022								
20	13.255	34.689	30.911	21.409	1'40.264	206,9	11:36'03.286								
								Race Time 32'13.984							

76 R. NARAC (1'34.710)

Lap	Seg.1	Seg.2	Seg.3	Seg.4	Lap Time	km/h	Local Time								
1		34.495	31.179	20.812	1'46.822	220,4	11:05'36.124								
2	13.024	33.688	29.492	20.194	1'36.398	216,9	11:07'12.522								
3	13.033	33.040	28.775	20.208	1'35.056	215,1	11:08'47.578								
4	13.049	33.135	28.941	20.362	1'35.487	214,3	11:10'23.065								
5	12.967	33.481	29.746	20.655	1'36.849	218,6	11:11'59.914								
6	12.980	33.138	28.788	20.095	1'35.001	215,6	11:13'34.915								
7	13.053	33.016	28.848	20.367	1'35.284	215,6	11:15'10.199								
8	13.025	33.141	28.727	20.074	1'34.967	214,3	11:16'45.166								
9	13.072	32.955	28.861	20.047	1'34.935	213,9	11:18'20.101								
10	13.118	32.958	28.639	20.079	1'34.794	213,0	11:19'54.895								
11	13.078	33.079	28.689	20.011	1'34.857	213,9	11:21'29.752								
12	13.090	33.016	28.636	19.968	1'34.710	215,1	11:23'04.462								
13	13.083	33.026	29.118	20.082	1'35.309	213,4	11:24'39.771								
14	13.049	32.903	28.912	20.299	1'35.163	214,3	11:26'14.934								
15	12.917	33.291	29.384	20.287	1'35.879	214,3	11:27'50.813								
16	12.995	33.038	28.879	20.153	1'35.065	214,3	11:29'25.878								
17	12.974	33.157	28.787	20.106	1'35.024	212,6	11:31'00.902								
18	13.033	33.053	28.997	20.084	1'35.167	213,9	11:32'36.069								
19	13.022	32.937	28.913	20.085	1'34.957	215,1	11:34'11.026								
20	13.035	33.145	29.083	20.053	1'35.316	213,9	11:35'46.342								
								Race Time 31'57.040							

63 G. LUCHETTI (1'36.166)

Lap	Seg.1	Seg.2	Seg.3	Seg.4	Lap Time	km/h	Local Time								
1		35.406	30.536	21.296	1'50.385	214,3	11:05'39.687								
2	13.072	34.014	30.039	20.858	1'37.983	217,7	11:07'17.670								
3	13.203	36.398	29.579	20.440	1'39.620	209,3	11:08'57.290								
4	13.274	33.562	29.026	20.304	1'36.166	213,4	11:10'33.456								
5	13.267	33.433	29.303	20.420	1'36.423	215,1	11:12'09.879								
6	13.260	33.550	29.065	20.424	1'36.299	215,1	11:13'46.178								
7	13.236	33.574	29.382	20.577	1'36.769	215,1	11:15'22.947								
8	13.278	33.603	29.115	20.491	1'36.487	213,4	11:16'59.434								
9	13.321	33.438	28.977	20.483	1'36.219	215,1	11:18'35.653								
10	13.269	33.890	28.991	20.358	1'36.508	213,9	11:20'12.161								
11	13.333	33.538	29.056	20.364	1'36.291	213,0	11:21'48.452								
12	13.342	33.522	29.081	20.345	1'36.290	214,3	11:23'24.742								
13	13.309	33.628	28.951	20.392	1'36.280	213,0	11:25'01.022								
14	13.307	33.567	29.024	20.343	1'36.241	211,4	11:26'37.263								
15	13.369	33.699	29.003	20.412	1'36.483	210,9	11:28'13.746								
16	13.370	33.716	29.079	20.374	1'36.539	211,4	11:29'50.285								
17	13.369	33.938	29.170	20.420	1'36.897	210,5	11:31'27.182								
18	13.416	33.720	29.085	20.544	1'36.765	211,8	11:33'03.947								
19	13.388	34.542	29.335	20.338	1'37.603	209,3	11:34'41.550								
20	13.353	34.147	29.067	20.510	1'37.077	211,8	11:36'18.627								
								Race Time 32'29.325							

66 R. LIU (1'35.133)

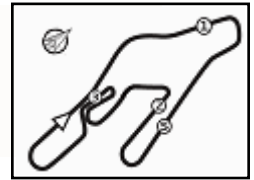
Lap	Seg.1	Seg.2	Seg.3	Seg.4	Lap Time	km/h	Local Time
1		34.821	31.250	21.094	1'48.867	212,6	11:05'38.169
2	13.116	33.875	30.001	20.352	1'37.344	219,5	11:07'15.513
3	12.955	33.444	29.096	20.251	1'35.746	216,9	11:08'51.259
4	13.145	33.050	29.000	20.106	1'35.301	215,1	11:10'26.560
5	13.117	33.120	28.880	20.131	1'35.248	214,7	11:12'01.808
6	13.093	33.281	29.315	20.310	1'35.999	215,1	11:13'37.807
7	13.135	33.015	28.907	20.082	1'35.139	215,6	11:15'12.946
8	13.065	33.157	28.858	20.129	1'35.209	215,6	11:16'48.155
9	13.103	33.095	28.882	20.162	1'35.242	215,1	11:18'23.397

78 V. BLOKHINA (1'35.261)

Lap	Seg.1	Seg.2	Seg.3	Seg.4	Lap Time	km/h	Local Time
1		35.741	30.909	21.187	1'50.812	207,7	11:05'40.114
2	13.269	33.868	30.826	21.246	1'39.209	218,6	11:07'19.323
3	13.137	33.615	29.158	20.400	1'36.310	217,3	11:08'55.633

14/10/2023

P = Pits In/Out - C = Lap Time Cancelled



ACI Racing Weekend Vallelunga, 14-15 Ottobre 2023

Italian F4 Championship - Chronological Analysis Race 1

Vallelunga 4.085 m

6 / 7

Start at 11:03'49.302

Race Time 32'11.575

4	13.163	33.519	29.277	20.370	1'36.329	214,7	11:10'31.962
5	13.156	33.341	29.215	20.350	1'36.062	213,9	11:12'08.024
6	13.031	33.241	29.119	20.291	1'35.682	215,6	11:13'43.706
7	13.026	33.320	28.932	20.359	1'35.637	215,1	11:15'19.343
8	13.003	33.233	29.092	20.373	1'35.701	216,0	11:16'55.044
9	13.077	33.225	28.863	20.096	1'35.261	214,7	11:18'30.305
10	13.052	33.287	28.914	20.194	1'35.447	214,7	11:20'05.752
11	13.048	33.213	29.117	20.095	1'35.473	216,9	11:21'41.225
12	13.068	33.129	29.241	20.158	1'35.596	216,9	11:23'16.821
13	13.090	33.172	29.051	20.055	1'35.368	216,0	11:24'52.189
14	13.059	33.162	29.014	20.118	1'35.353	213,4	11:26'27.542
15	13.104	33.176	29.231	20.186	1'35.697	215,1	11:28'03.239
16	13.079	33.226	28.954	20.131	1'35.390	213,4	11:29'38.629
17	13.033	33.326	28.895	20.243	1'35.497	212,6	11:31'14.126
18	13.054	33.287	29.050	20.236	1'35.627	213,4	11:32'49.753
19	13.081	33.126	29.078	20.111	1'35.396	214,3	11:34'25.149
20	13.040	33.327	29.444	20.518	1'36.329	215,6	11:36'01.478

Race Time 32'12.176

86 D. DE LA TORRE RAMIREZ (1'36.085)

Lap	Seg.1	Seg.2	Seg.3	Seg.4	Lap Time	km/h	Local Time
1		35.367	30.806	21.281	1'51.167	208,9	11:05'40.469
2	13.135	34.390	30.428	21.127	1'39.080	217,7	11:07'19.549
3	13.106	33.803	29.432	20.464	1'36.805	212,6	11:08'56.354
4	13.273	33.571	29.043	20.560	1'36.447	210,1	11:10'32.801
5	13.308	33.569	29.231	20.408	1'36.516	208,9	11:12'09.317
6	13.325	33.574	29.216	20.384	1'36.499	210,5	11:13'45.816
7	13.360	33.468	29.359	20.350	1'36.537	209,3	11:15'22.353
8	13.343	33.758	29.028	20.243	1'36.372	210,1	11:16'58.725
9	13.378	33.525	29.204	20.317	1'36.424	210,1	11:18'35.149
10	13.400	33.542	28.951	20.192	1'36.085	208,5	11:20'11.234
11	13.359	33.584	29.121	20.194	1'36.258	208,1	11:21'47.492
12	13.415	33.362	29.253	20.229	1'36.259	210,9	11:23'23.751
13	13.350	33.478	29.124	20.250	1'36.202	209,3	11:24'59.953
14	13.362	33.350	29.251	20.141	1'36.104	208,5	11:26'36.057
15	13.381	33.366	29.197	20.211	1'36.155	206,9	11:28'12.212
16	13.391	33.489	29.311	20.175	1'36.366	208,1	11:29'48.578
17	13.375	33.552	29.155	20.244	1'36.326	207,3	11:31'24.904
18	13.400	33.564	29.211	20.127	1'36.302	208,5	11:33'01.206
19	13.371	33.451	29.119	20.766	1'36.707	210,5	11:34'37.913
20	13.373	33.694	29.102	20.327	1'36.496	207,7	11:36'14.409

Race Time 32'25.107

80 A. POWELL (1'34.561)

Lap	Seg.1	Seg.2	Seg.3	Seg.4	Lap Time	km/h	Local Time
1		35.220	31.900	21.102	1'47.872	206,9	11:05'37.174
2	13.112	33.712	29.647	20.102	1'36.573	221,3	11:07'13.747
3	12.963	33.137	28.663	20.072	1'34.835	218,2	11:08'48.582
4	12.991	32.953	28.836	20.288	1'35.068	218,2	11:10'23.650
5	12.915	33.486	29.116	20.268	1'35.785	216,9	11:11'59.435
6	13.001	33.093	28.759	19.938	1'34.791	216,4	11:13'34.226
7	12.905	33.401	29.093	20.052	1'35.451	216,9	11:15'09.677
8	13.022	32.931	28.626	20.044	1'34.623	216,0	11:16'44.300
9	13.003	32.944	28.828	19.973	1'34.748	216,0	11:18'19.048
10	13.012	32.846	29.106	20.063	1'35.027	216,4	11:19'54.075
11	12.987	33.170	28.835	19.922	1'34.914	218,6	11:21'28.989
12	13.012	32.908	28.718	19.923	1'34.561	217,7	11:23'03.550
13	12.948	32.956	28.931	19.943	1'34.778	218,2	11:24'38.328
14	13.067	32.985	29.384	20.539	1'35.975	213,0	11:26'14.303
15	12.916	33.569	29.195	19.917	1'35.597	215,6	11:27'49.900
16	13.066	33.025	28.740	19.916	1'34.747	213,4	11:29'24.647
17	13.002	32.990	28.694	19.982	1'34.668	213,9	11:30'59.315
18	12.991	33.071	29.456	20.032	1'35.550	215,6	11:32'34.865
19	12.962	33.047	28.708	20.023	1'34.740	216,0	11:34'09.605
20	12.939	33.584	28.944	20.033	1'35.500	216,0	11:35'45.105

Race Time 31'55.803

81 T. KALENDER (1'35.259)

Lap	Seg.1	Seg.2	Seg.3	Seg.4	Lap Time	km/h	Local Time
1		33.471	29.181	20.804	1'51.278	212,2	11:05'40.580
2	13.122	33.897	29.853	20.650	1'37.522	221,3	11:07'18.102
3	13.017	33.540	29.531	20.607	1'36.695	216,4	11:08'54.797
4	13.074	33.593	28.985	20.475	1'36.127	216,4	11:10'30.924
5	13.066	34.107	29.266	20.337	1'36.776	211,4	11:12'07.700
6	13.104	33.227	29.020	20.299	1'35.650	215,6	11:13'43.350
7	13.111	33.205	29.026	20.301	1'35.643	214,3	11:15'18.993
8	13.059	33.263	29.020	20.221	1'35.563	215,1	11:16'54.556
9	13.113	33.101	28.831	20.268	1'35.313	215,6	11:18'29.869
10	13.092	33.183	28.998	20.176	1'35.449	214,3	11:20'05.318
11	13.061	33.315	28.769	20.305	1'35.450	213,9	11:21'40.768
12	13.074	33.278	29.017	20.163	1'35.532	216,9	11:23'16.300
13	13.081	33.121	28.879	20.178	1'35.259	214,7	11:24'51.559
14	13.080	33.056	29.078	20.121	1'35.335	212,6	11:26'26.894
15	13.090	33.535	29.024	20.147	1'35.796	212,2	11:28'02.690
16	13.108	33.293	28.791	20.327	1'35.519	211,8	11:29'38.209
17	13.150	33.084	29.015	20.203	1'35.452	212,2	11:31'13.661
18	13.140	33.216	29.021	20.156	1'35.533	212,6	11:32'49.194
19	13.145	33.010	29.038	20.215	1'35.408	215,1	11:34'24.602
20	13.053	33.598	29.418	20.206	1'36.275	216,0	11:36'00.877

94 K. ANURAG (1'35.130)

Lap	Seg.1	Seg.2	Seg.3	Seg.4	Lap Time	km/h	Local Time
1		35.402	31.334	21.430	1'50.147	214,3	11:05'39.449
2	13.209	34.258	30.105	20.794	1'38.366	218,2	11:07'17.815
3	13.219	33.809	29.185	20.514	1'36.727	219,5	11:08'54.542
4	13.258	33.308	28.968	20.293	1'35.827	213,4	11:10'30.369
5	13.182	33.227	28.927	20.243	1'35.579	214,7	11:12'05.948
6	13.164	33.346	29.296	20.316	1'36.122	214,3	11:13'42.070
7	13.151	33.255	29.273	20.189	1'35.868	214,3	11:15'17.938
8	13.168	33.172	29.005	20.128	1'35.473	213,4	11:16'53.411
9	13.217	33.063	28.871	20.195	1'35.346	213,9	11:18'28.757
10	13.203	33.129	28.917	20.073	1'35.322	211,8	11:20'04.079
11	13.178	33.036	28.862	20.058	1'35.134	212,2	11:21'39.213
12	13.218	33.153	28.827	20.235	1'35.433	213,9	11:23'14.646
13	13.162	33.134	28.871	20.049	1'35.216	212,6	11:24'49.862
14	13.151	33.063	28.888	20.028	1'35.130	211,4	11:26'24.992

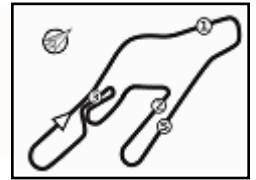
14/10/2023

P = Pits In/Out - C = Lap Time Cancelled





5.5



Vallelunga 4.085 m

7 / 7

ACI Racing Weekend Vallelunga, 14-15 Ottobre 2023 Italian F4 Championship - Chronological Analysis Race 1

Start at 11:03'49.302

15	13.151	33.147	28.976	20.043	1'35.317	213,4	11:28'00.309
16	13.146	33.143	29.150	20.124	1'35.563	214,3	11:29'35.872
17	13.086	33.392	28.869	20.125	1'35.472	213,0	11:31'11.344
18	13.127	33.262	28.757	20.155	1'35.301	213,4	11:32'46.645
19	13.141	34.415	29.312	20.198	1'37.066	213,9	11:34'23.711
20	13.082	33.814	29.050	20.382	1'36.328	213,0	11:36'00.039
Race Time 32'10.737							

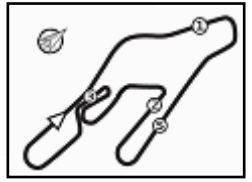
14/10/2023

P = Pits In/Out - C = Lap Time Cancelled



Powered by FICr PERUGIA TIMING

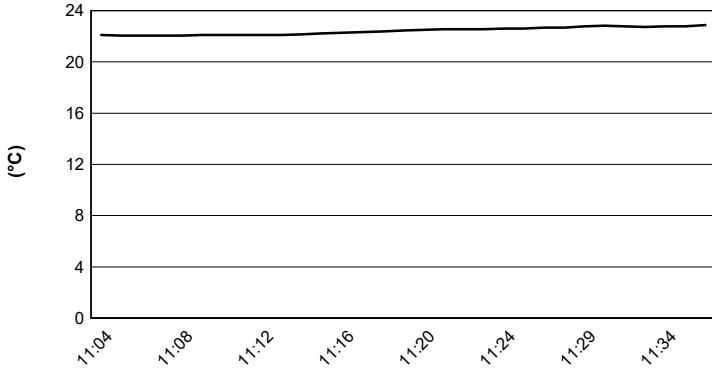




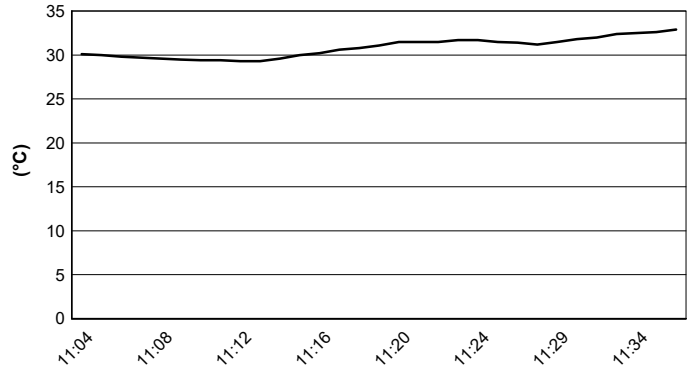
Vallelunga 4.085 m

ACI Racing Weekend Vallelunga, 14-15 Ottobre 2023
Italian F4 Championship - Weather Report Race 1
 Session started 11:04 - Session ended 11:36

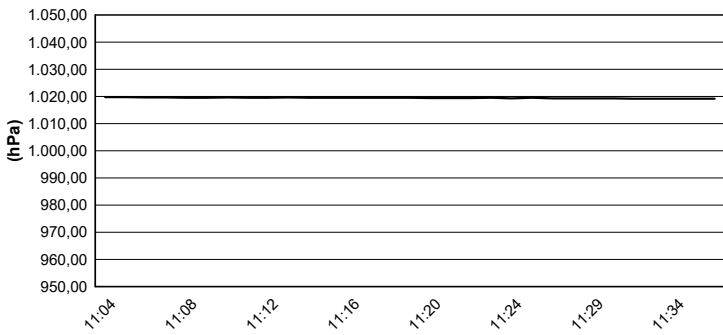
Air Temperature



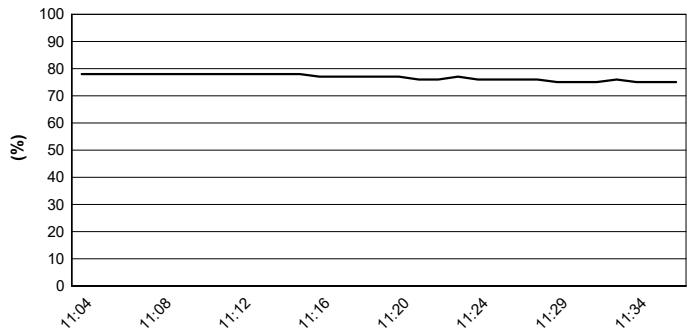
Track Temperature



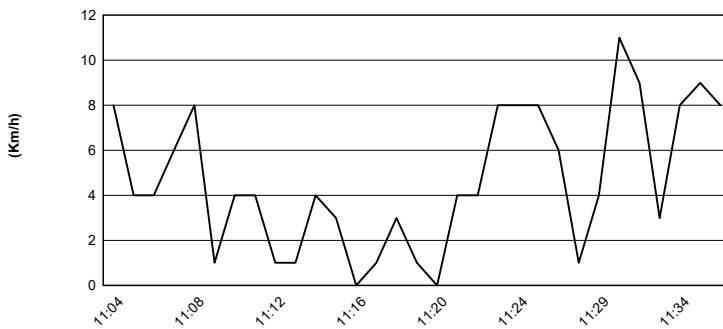
Air Pressure



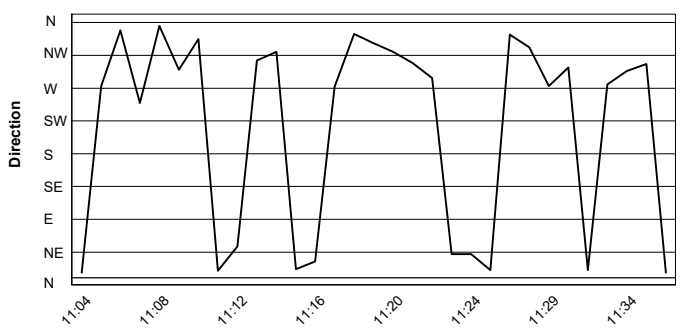
Humidity



Wind Speed

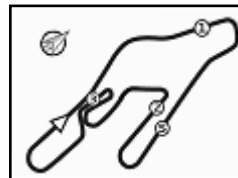


Wind Direction



14/10/2023




ACI Racing Weekend Vallelunga, 14-15 Ottobre 2023
Italian F4 Championship - Starting Grid - Race 1 (Duration: 30' +1 Lap)
AMENDED

17	86	DE LA TORRE RAMI AKM Motorsport	Tatuus 1'36.234	27	ISCHER E. Jenzer Motorsport	Tatuus 1'34.715
16	81	KALENDER T. PHM Racing	Tatuus 1'35.359	63	LUCHETTI G. Airflow Racing	Tatuus 1'35.799
15	24	ZHANG S. Jenzer Motorsport	Tatuus 1'35.206	78	BLOKHINA V. PHM Racing	Tatuus 1'35.207
14	21	HAUSMANN T. AKM Motorsport	Tatuus 1'35.021	6	MRAD K. AKM Motorsport	Tatuus 1'35.138
13	53	PEDRINI G. PHM Racing	Tatuus 1'34.892	94	ANURAG K. US Racing	Tatuus 1'34.986
12	61	WIEBELHAUS F. Jenzer Motorsport	Tatuus 1'34.861	66	LIU R. US Racing	Tatuus 1'34.867
11	5	LARINI D. PHM Racing	Tatuus 1'34.804	9	SPINA A. BVM Racing	Tatuus 1'34.810
10	14	AL DHAHERI R. Prema Racing	Tatuus 1'34.639	16	NOBELS A. Prema Racing	Tatuus 1'34.740
9	77	SLATER F. Van Amersfoort Racing	Tatuus 1'34.559	12	PRADEL G. US Racing	Tatuus 1'34.594
8	7	FERREIRA M. Van Amersfoort Racing	Tatuus 1'34.530	93	QUINTARELLI M. R-ace GP	Tatuus 1'34.548
7	45	BEETON J. Van Amersfoort Racing	Tatuus 1'34.464	76	NARAC R. R-ace GP	Tatuus 1'34.471
6	47	LACORTE N. Prema Racing	Tatuus 1'34.380	29	ELKIN A. Jenzer Motorsport	Tatuus 1'34.391
5	13	WHARTON J. Prema Racing	Tatuus 1'34.260	48	EGOZI J. PHM Racing	Tatuus 1'34.285
4	23	LINDBLAD A. Prema Racing	Tatuus 1'34.207	80	POWELL A. Prema Racing	Tatuus 1'34.235
3	20	DAVID Z. US Racing	Tatuus 1'34.082	31	BOHRA A. US Racing	Tatuus 1'34.113
2	3	UGOCHUKWU U. Prema Racing	Tatuus 1'33.992	15	BADOER B. Van Amersfoort Racing	Tatuus 1'34.015
1	37	SZTUKA K. US Racing	Tatuus 1'33.903	8	TAPONEN T. Prema Racing	Tatuus 1'33.926

Driver n. 27 (Ischer E.) drops 10 places per Stewards decision n. 3

