

# ACI Racing Weekend Imola, 22-23 Aprile 2023

## TCR Italy - Classifica Prove Libere 1

Imola Circuit 4.909 m

1 / 2

Num.	Conduttore	Naz	Concorrente	Team	Auto	Classe	Tempo	Dist.	Rel.	Giri
1	<b>18 BUTTI</b> Marco	ITA	Target Competition	Target Competition (ITA)	Hyundai Elantra N	U25	<b>1'51.611</b>			7
2	<b>14 JELMINI</b> Felice	ITA	Jelmini Felice	PMA	Audi RS3 LMS		<b>1'52.067</b>	0.456	0.456	9
3	<b>72 GIROLAMI</b> Franco	ARG	Aikoa Racing	Aikoa Racing (ITA)	Audi RS3 LMS		<b>1'52.459</b>	0.848	0.392	8
4	<b>1 LANGEVELD</b> Niels	NLD	MM Motorsport	MM Motorsport (ITA)	Honda Civic FL5		<b>1'52.474</b>	0.863	0.015	6
5	<b>5 POLONI</b> Matteo	ITA	Poloni Matteo		Audi RS3 LMS		<b>1'52.553</b>	0.942	0.079	8
6	<b>64 LOSONCZY</b> Levente	HUN	Aggressive Team Italia	Aggressive Team Italia (ITA)	Hyundai Elantra N	U25	<b>1'53.223</b>	1.612	0.670	9
7	<b>2 MASSARO</b> Rodolfo	ITA	Target Competition	Target Competition (ITA)	Hyundai Elantra N		<b>1'53.480</b>	1.869	0.257	8
8	<b>67 PELLEGRINI</b> Marco	ITA	Pellegrini Marco	Pinetti Motorsport (ITA)	Audi RS3 LMS	MA	<b>1'53.897</b>	2.286	0.417	9
9	<b>8 BABUIN</b> Denis	ITA	Babuin Denis		Audi RS3 LMS	MA	<b>1'54.305</b>	2.694	0.408	9
10	<b>76 COMTE</b> Aurelien	FRA	Comte Aurelien	SP Competition (FRA)	Cupra Leon Competicion		<b>1'54.547</b>	2.936	0.242	9
11	<b>44 IMBERTI</b> Michele	ITA	Imberti Michele		Hyundai i30 N		<b>1'54.667</b>	3.056	0.120	7
12	<b>4 GURRIERI</b> Raffaele	ITA	Gurreri Raffaele		Cupra Leon	MA	<b>1'54.955</b>	3.344	0.288	7
13	<b>30 BARBERINI</b> Cosimo	ITA	Barberini Cosimo	NOS (ITA)	Cupra Leon Competicion		<b>1'55.401</b>	3.790	0.446	9
14	<b>25 ROCCA</b> Paolo	ITA	Rocca Paolo	MM Motorsport (ITA)	Honda Civic FK7 H70	U25	<b>1'55.549</b>	3.938	0.148	8
15	<b>10 PAOLINO</b> Federico	ITA	Paolino Federico		Audi RS3 LMS		<b>1'55.686</b>	4.075	0.137	8
16	<b>69 RAFFAELE</b> Francesca	ITA	Raffaele Francesca	Aikoa Racing (ITA)	Audi RS3 LMS	U25	<b>1'55.704</b>	4.093	0.018	7
17	<b>11 REDUZZI</b> Damiano	ITA	Reduzzi Damiano	Trico WRT (ITA)	Hyundai Elantra N	MA	<b>1'55.727</b>	4.116	0.023	8
18	<b>19 FERNANDEZ</b> Felipe	ESP	Auto Club RC2 Valles	Auto Club RC2 Valles (ESP)	Audi RS3 LMS		<b>1'55.865</b>	4.254	0.138	9
19	<b>21 GUIDA</b> Nicola	ITA	Guida Nicola		Audi RS3 LMS	MA	<b>1'56.329</b>	4.718	0.464	8
20	<b>34 SCAMARDI</b> Giovanni	BEL	Aggressive Team Italia	Aggressive Team Italia (ITA)	Hyundai Elantra N		<b>1'56.384</b>	4.773	0.055	10
21	<b>40 ANTTI</b> Rammo	EST	ALM Motorsport	ALM Motorsport (EST)	Honda Civic FK7 H70		<b>1'56.833</b>	5.222	0.449	9
22	<b>9 PARK</b> Junul	KOR	Solite Indigo Racing	Target Competition (ITA)	Hyundai Elantra N	U25	<b>1'56.833</b>	5.222		8
23	<b>23 VAHTEL</b> Mattias	EST	ALM Motorsport	ALM Motorsport (EST)	Honda Civic FK7 H70	U25	<b>1'57.128</b>	5.517	0.295	8
24	<b>77 PUSSIER</b> Sylvain	FRA	Pussier Sylvain	SP Competition (FRA)	Cupra Leon Competicion	MA	<b>1'57.163</b>	5.552	0.035	9
25	<b>41 FERNANDEZ</b> Vector	ESP	Auto Club RC2 Valles	Auto Club RC2 Valles (ESP)	Audi RS3 LMS	MA	<b>1'57.483</b>	5.872	0.320	9
26	<b>13 VISDOMINI</b> Adriano	ITA	Visdomini Adriano		Hyundai i30 N	MA	<b>1'59.148</b>	7.537	1.665	9
27	<b>96 PALANTI</b> Paolo	ITA	Aikoa Racing	Aikoa Racing (ITA)	Audi RS3 DSG		<b>1'59.179</b>	7.568	0.031	8
28	<b>16 CARTIA</b> Giuseppe	ITA	Cartia Giuseppe	Trico WRT (ITA)	Hyundai i30 N	U25	<b>2'00.270</b>	8.659	1.091	9
29	<b>89 LOIA</b> Niccolò	ITA	Loia Niccolò	NOS (ITA)	Volkswagen Golf		<b>2'00.900</b>	9.289	0.630	10
30	<b>80 BARBERI</b> Filippo	ITA	Aikoa Racing	Aikoa Racing (ITA)	Audi RS3 DSG		<b>2'01.417</b>	9.806	0.517	8
31	<b>92 FEDELI</b> Carlotta	ITA	Fedeli Carlotta	RC Motorsport (ITA)	Audi TCR DSG		<b>2'02.060</b>	10.449	0.643	7
32	<b>90 TRENTIN</b> Mauro	ITA	Trentin Mauro		Cupra Leon		<b>2'02.148</b>	10.537	0.088	9
33	<b>48 NATALONI</b> Nello	ITA	Nataloni Nello		Audi RS3 LMS		<b>2'02.608</b>	10.997	0.460	8
34	<b>33 CHIRIGUT</b> Horia-Traian	ROU	MM Motorsport	MM Motorsport (ITA)	Honda Civic FK7 H70	MA	<b>2'04.195</b>	12.584	1.587	7
35	<b>81 DALOKAY</b> Vedat Ali	TUR	Bitci Racing Team AMS	Bitci Racing Team AMS (TUR)	Audi RS3 DSG		<b>2'04.649</b>	13.038	0.454	8
36	<b>73 MANOLIO</b> Gennaro	ITA	Manolio Gennaro		Hyundai i30 N		<b>2'08.413</b>	16.802	3.764	6
37	<b>88 GALLO</b> Luigi	ITA	Gallo Luigi	RC Motorsport (ITA)	Audi RS3 DSG		<b>2'08.462</b>	16.851	0.049	8
38	<b>91 CIOFFI-CIOFFI</b>	ITA	Cioffi Alberto	Abate Cars Technology	Volkswagen Golf		<b>2'11.980</b>	20.369	3.518	8
39	<b>99 DE VECCHI</b> Stefano	ITA	Aikoa Racing	Aikoa Racing (ITA)	Audi RS3 DSG		<b>2'18.806</b>	27.195	6.826	7
40	<b>27 VOLT</b> Ruben	EST	ALM Motorsport	ALM Motorsport (EST)	Honda Civic FK7 H70	U25	<b>2'24.679</b>	33.068	5.873	5
41	<b>86 FANTILLI</b> Giorgio	ITA	Fantilli Giorgio		Cupra Leon		<b>2'58.170</b>	1'06.559	33.491	2
42	<b>12 FERNANDEZ</b> Ruben	ESP	Auto Club RC2 Valles	Auto Club RC2 Valles (ESP)	Audi RS3 LMS	MA				0
43	<b>37 LOPEZ BOLOTIN</b> Sergio	VEN	Auto Club RC2 Valles	Auto Club RC2 Valles (ESP)	Audi RS3 LMS					0

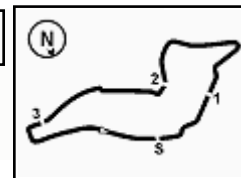
Umidità	82%	ARIA	14°C
Condizioni	WET	Pista	16°C

Direttore di Gara : Massimiliano Ghinassi

Direttore di Prova : Gianluca Marotta

Inizio	Fine
21/04/2023 10:29	10:56

Esposta alle: .....


**ACI Racing Weekend Imola, 22-23 Aprile 2023**
**TCR Italy - Classifica Prove Libere 1**
**Penalty and Infringement**

10.42	18	<b>M. BUTTI</b>	Time Deleted (1'53.403) - Exceeded Track Limits - Turn 14
10.42	2	<b>R. MASSARO</b>	Time Deleted (1'58.383) - Exceeded Track Limits - Turn 14
10.44	41	<b>V. FERNANDEZ</b>	Time Deleted (2'03.586) - Exceeded Track Limits - Turn 10
10.45	18	<b>M. BUTTI</b>	Time Deleted (1'52.052) - Exceeded Track Limits - Turn 14
10.46	2	<b>R. MASSARO</b>	Time Deleted (1'53.316) - Exceeded Track Limits - Turn 14
10.47	11	<b>D. REDUZZI</b>	Time Deleted (4'41.595) - Exceeded Track Limits - Turn 10
10.54	12	<b>R. FERNANDEZ</b>	Current Lap Deleted - Exceeded Track Limits - Turn 10

**Fastest Laps Sequence**

Num.	Concorrente	Naz	Team	Auto	Local Time	Tempo	Dist.	Media
81	V. DALOKAY	TUR	Bitci Racing Team AMS	Audi RS3 DSG	10:36'13.074	<b>2'59.990</b>		98,185
19	F. FERNANDEZ	ESP	Auto Club RC2 Valles	Audi RS3 LMS	10:36'21.380	<b>2'56.580</b>	-3.410	100,082
34	G. SCAMARDI	BEL	Aggressive Team Italia	Hyundai Elantra N	10:38'38.614	<b>2'14.828</b>	-41.752	131,074
13	A. VISDOMINI	ITA		Hyundai i30 N	10:38'54.317	<b>2'04.792</b>	-10.036	141,615
67	M. PELLEGRINI	ITA	Pinetti Motorsport	Audi RS3 LMS	10:38'59.846	<b>2'01.027</b>	-3.765	146,020
8	D. BABUIN	ITA		Audi RS3 LMS	10:39'07.394	<b>1'59.016</b>	-2.011	148,488
64	L. LOSONCZY	HUN	Aggressive Team Italia	Hyundai Elantra N	10:39'49.487	<b>1'56.116</b>	-2.900	152,196
64	L. LOSONCZY	HUN	Aggressive Team Italia	Hyundai Elantra N	10:41'43.130	<b>1'53.643</b>	-2.473	155,508
1	N. LANGEVELD	NLD	MM Motorsport	Honda Civic FL5	10:43'26.885	<b>1'53.397</b>	-0.246	155,845
64	L. LOSONCZY	HUN	Aggressive Team Italia	Hyundai Elantra N	10:43'36.353	<b>1'53.223</b>	-0.174	156,085
14	F. JELMINI	ITA	PMA	Audi RS3 LMS	10:43'39.541	<b>1'52.067</b>	-1.156	157,695
18	M. BUTTI	ITA	Target Competition	Hyundai Elantra N	10:55'11.792	<b>1'51.611</b>	-0.456	158,339

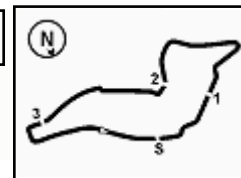
Direttore di Gara : Massimiliano Ghinassi

Direttore di Prova : Gianluca Marotta

	Inizio	Fine
21/04/2023	10:29	10:56

Esposta alle: .....




**ACI Racing Weekend Imola, 22-23 Aprile 2023**
**TCR Italy - Classifica di Classe Prove Libere 1**
**Classe TCR DSG**

Num. Conduttore	Naz	Concorrente	Team	Auto	Tempo	Dist.	Rel.	Giri
1	96	PALANTI Paolo	ITA Aikoa Racing	Aikoa Racing (ITA)	Audi RS3 DSG	<b>1'59.179</b>		8
2	89	LOIA Niccolò	ITA Loia Niccolò		Volkswagen Golf	<b>2'00.900</b>	1.721	1.721 10
3	80	BARBERI Filippo	ITA Aikoa Racing	Aikoa Racing (ITA)	Audi RS3 DSG	<b>2'01.417</b>	2.238	0.517 8
4	92	FEDELI Carlotta	ITA Fedeli Carlotta		Audi TCR DSG	<b>2'02.060</b>	2.881	0.643 7
5	90	TRENTIN Mauro	ITA Trentin Mauro		Cupra Leon	<b>2'02.148</b>	2.969	0.088 9
6	81	DALOKAY Vedat Ali	TUR Bitci Racing Team AMS	Bitci Racing Team AMS (TUR)	Audi RS3 DSG	<b>2'04.649</b>	5.470	2.501 8
7	88	GALLO Luigi	ITA Gallo Luigi		Audi RS3 DSG	<b>2'08.462</b>	9.283	3.813 8
8	91	CIOFFI-CIOFFI	ITA Cioffi Alberto	Abate Cars Technology	Volkswagen Golf	<b>2'11.980</b>	12.801	3.518 8
9	99	DE VECCHI Marco	ITA Aikoa Racing	Aikoa Racing (ITA)	Audi RS3 DSG	<b>2'18.806</b>	19.627	6.826 7
10	86	FANTILLI Giorgio	ITA Fantilli Giorgio		Cupra Leon	<b>2'58.170</b>	58.991	39.364 2

**Classe TCR**

Num. Conduttore	Naz	Concorrente	Team	Auto	Tempo	Dist.	Rel.	Giri
1	18	BUTTI Marco	ITA Target Competition	Target Competition (ITA)	Hyundai Elantra N	<b>1'51.611</b>		7
2	14	JELMINI Felice	ITA Jelmini Felice		Audi RS3 LMS	<b>1'52.067</b>		0.456 9
3	72	GIROLAMI Franco	ARG Aikoa Racing	Aikoa Racing (ITA)	Audi RS3 LMS	<b>1'52.459</b>		0.392 8
4	1	LANGEVELD Niels	NLD MM Motorsport	MM Motorsport (ITA)	Honda Civic FL5	<b>1'52.474</b>		0.015 6
5	5	POLONI Matteo	ITA Poloni Matteo		Audi RS3 LMS	<b>1'52.553</b>		0.079 8
6	64	LOSONCZY Levente	HUN Aggressive Team Italia	Aggressive Team Italia (ITA)	Hyundai Elantra N	<b>1'53.223</b>		0.670 9
7	2	MASSARO Rodolfo	ITA Target Competition	Target Competition (ITA)	Hyundai Elantra N	<b>1'53.480</b>		0.257 8
8	67	PELLEGRINI Marco	ITA Pellegrini Marco	Pinetti Motorsport (ITA)	Audi RS3 LMS	<b>1'53.897</b>		0.417 9
9	8	BABUIN Denis	ITA Babuin Denis		Audi RS3 LMS	<b>1'54.305</b>		0.408 9
10	76	COMTE Aurelien	FRA Comte Aurelien	SP Competition (FRA)	Cupra Leon Competicion	<b>1'54.547</b>		0.242 9
11	44	IMBERTI Michele	ITA Imberti Michele		Hyundai i30 N	<b>1'54.667</b>		0.120 7
12	4	GURRERI Raffaele	ITA Gurreri Raffaele		Cupra Leon	<b>1'54.955</b>		0.288 7
13	30	BARBERINI Cosimo	ITA Barberini Cosimo		Cupra Leon Competicion	<b>1'55.401</b>		0.446 9
14	25	ROCCA Paolo	ITA Rocca Paolo	MM Motorsport (ITA)	Honda Civic FK7 H70	<b>1'55.549</b>		0.148 8
15	10	PAOLINO Federico	ITA Paolino Federico		Audi RS3 LMS	<b>1'55.686</b>		0.137 8
16	69	RAFFAELE Francesca	ITA Raffaele Francesca	Aikoa Racing (ITA)	Audi RS3 LMS	<b>1'55.704</b>		0.018 7
17	11	REDUZZI Damiano	ITA Reduzzi Damiano	Trico WRT (ITA)	Hyundai Elantra N	<b>1'55.727</b>		0.023 8
18	19	FERNANDEZ Felipe	ESP Auto Club RC2 Valles	Auto Club RC2 Valles (ESP)	Audi RS3 LMS	<b>1'55.865</b>		0.138 9
19	21	GUIDA Nicola	ITA Guida Nicola		Audi RS3 LMS	<b>1'56.329</b>		0.464 8
20	34	'SCAMA 34'	BEL Aggressive Team Italia	Aggressive Team Italia (ITA)	Hyundai Elantra N	<b>1'56.384</b>		0.055 10
21	40	ANTTI Rammo	EST ALM Motorsport	ALM Motorsport (EST)	Honda Civic FK7 H70	<b>1'56.833</b>		0.449 9
22	9	PARK Junul	KOR Solite Indigo Racing	Target Competition (ITA)	Hyundai Elantra N	<b>1'56.833</b>		8
23	23	VAHTEL Mattias	EST ALM Motorsport	ALM Motorsport (EST)	Honda Civic FK7 H70	<b>1'57.128</b>		0.295 8
24	77	PUSSIER Sylvain	FRA Pussier Sylvain	SP Competition (FRA)	Cupra Leon Competicion	<b>1'57.163</b>		0.035 9
25	41	FERNANDEZ Vector	ESP Auto Club RC2 Valles	Auto Club RC2 Valles (ESP)	Audi RS3 LMS	<b>1'57.483</b>		0.320 9
26	13	VISDOMINI Adriano	ITA Visdomini Adriano		Audi RS3 LMS	<b>1'59.148</b>		1.665 9
27	16	CARTIA Giuseppe	ITA Cartia Giuseppe	Trico WRT (ITA)	Hyundai i30 N	<b>2'00.270</b>	1.091	1.122 9
28	48	NATALONI Nello	ITA Nataloni Nello		Audi RS3 LMS	<b>2'02.608</b>	3.429	2.338 8
29	33	CHIRIGUT Horia-Traian	ROU MM Motorsport	MM Motorsport (ITA)	Honda Civic FK7 H70	<b>2'04.195</b>	5.016	1.587 7
30	73	MANOLIO Gennaro	ITA Manolio Gennaro		Hyundai i30 N	<b>2'08.413</b>	9.234	4.218 6
31	27	VOLT Ruben	EST ALM Motorsport	ALM Motorsport (EST)	Honda Civic FK7 H70	<b>2'24.679</b>	25.500	16.266 5
32	12	FERNANDEZ Ruben	ESP Auto Club RC2 Valles	Auto Club RC2 Valles (ESP)	Audi RS3 LMS			0
33	37	LOPEZ BOLOTIN Sergio	VEN Auto Club RC2 Valles	Auto Club RC2 Valles (ESP)	Audi RS3 LMS			0

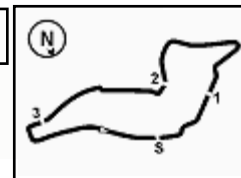
Umidità	82%	ARIA	14°C
Condizioni	WET	Pista	16°C

Direttore di Gara : Massimiliano Ghinassi

Direttore di Prova : Gianluca Marotta

Inizio	Fine
21/04/2023 10:29	10:56

Esposta alle: .....



## ACI Racing Weekend Imola, 22-23 Aprile 2023

### TCR Italy - Best Sectors & Speed Prove Libere 1

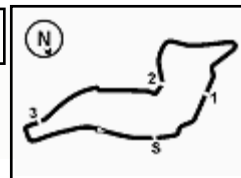
**MIGLIOR GIRO**

1	<b>18 BUTTI</b> Marco	Hvundai Elantra N	1'51.611
2	<b>14 JELMINI</b> Felice	Audi RS3 LMS	1'52.067
3	<b>72 GIROLAMI</b> Franco	Audi RS3 LMS	1'52.459
4	<b>1 LANGEVELD</b> Niels	Honda Civic FL5	1'52.474
5	<b>5 POLONI</b> Matteo	Audi RS3 LMS	1'52.553
6	<b>64 LOSONCZY</b> Levente	Hvundai Elantra N	1'53.223
7	<b>2 MASSARO</b> Rodolfo	Hvundai Elantra N	1'53.480
8	<b>67 PELLEGRINI</b> Marco	Audi RS3 LMS	1'53.897
9	<b>8 BABUIN</b> Denis	Audi RS3 LMS	1'54.305
10	<b>76 COMTE</b> Aurelien	Cupra Leon Competicion	1'54.547
11	<b>44 IMBERTI</b> Michele	Hvundai i30 N	1'54.667
12	<b>4 GURRERI</b> Raffaele	Cupra Leon	1'54.955
13	<b>30 BARBERINI</b> Cosimo	Cupra Leon Competicion	1'55.401
14	<b>25 ROCCA</b> Paolo	Honda Civic FK7 H70	1'55.549
15	<b>10 PAOLINO</b> Federico	Audi RS3 LMS	1'55.686
16	<b>69 RAFFAELE</b> Francesca	Audi RS3 LMS	1'55.704
17	<b>11 REDUZZI</b> Damiano	Hvundai Elantra N	1'55.727
18	<b>19 FERNANDEZ</b> Felipe	Audi RS3 LMS	1'55.865
19	<b>21 GUIDA</b> Nicola	Audi RS3 LMS	1'56.329
20	<b>34 'SCAMA 34'</b>	Hvundai Elantra N	1'56.384
21	<b>9 PARK</b> Junul	Hvundai Elantra N	1'56.833
22	<b>40 ANTTI</b> Rammo	Honda Civic FK7 H70	1'56.833
23	<b>23 VAHTEL</b> Mattias	Honda Civic FK7 H70	1'57.128
24	<b>77 PUSSIER</b> Sylvain	Cupra Leon Competicion	1'57.163
25	<b>41 FERNANDEZ</b> Vector	Audi RS3 LMS	1'57.483
26	<b>13 VISDOMINI</b> Adriano	Audi RS3 LMS	1'59.148
27	<b>96 PALANTI</b> Paolo	Audi RS3 DSG	1'59.179
28	<b>16 CARTIA</b> Giuseppe	Hvundai i30 N	2'00.270
29	<b>89 LOIA</b> Niccolò	Volkswaeden Golf	2'00.900
30	<b>80 BARBERI</b> Filippo	Audi RS3 DSG	2'01.417
31	<b>92 FEDELI</b> Carlotta	Audi TCR DSG	2'02.060
32	<b>90 TRENTIN</b> Mauro	Cupra Leon	2'02.148
33	<b>48 NATALONI</b> Nello	Audi RS3 LMS	2'02.608
34	<b>33 CHIRIGUT</b> Horia-Traian	Honda Civic FK7 H70	2'04.195
35	<b>81 DALOKAY</b> Vedat Ali	Audi RS3 DSG	2'04.649
36	<b>73 MANOLIO</b> Gennaro	Hvundai i30 N	2'08.413
37	<b>88 GALLO</b> Luigi	Audi RS3 DSG	2'08.462
38	<b>91 CIOFFI-CIOFFI</b>	Volkswaeden Golf	2'11.980
39	<b>99 DE VECCHI</b> Marco	Audi RS3 DSG	2'18.806
40	<b>27 VOLT</b> Ruben	Honda Civic FK7 H70	2'24.679
41	<b>86 FANTILLI</b> Giorgio	Cupra Leon	2'58.170
42	<b>12 FERNANDEZ</b> Ruben	Audi RS3 LMS	
43	<b>37 LOPEZ BOLOTIN</b> Sergio	Audi RS3 LMS	

**SPEED**

1	<b>5 POLONI</b> Matteo	Audi RS3 LMS	252,9
2	<b>1 LANGEVELD</b> Niels	Honda Civic FL5	251,7
3	<b>14 JELMINI</b> Felice	Audi RS3 LMS	251,7
4	<b>21 GUIDA</b> Nicola	Audi RS3 LMS	249,4
5	<b>41 FERNANDEZ</b> Vector	Audi RS3 LMS	249,4
6	<b>8 BABUIN</b> Denis	Audi RS3 LMS	248,8
7	<b>69 RAFFAELE</b> Francesca	Audi RS3 LMS	248,8
8	<b>72 GIROLAMI</b> Franco	Audi RS3 LMS	248,3
9	<b>10 PAOLINO</b> Federico	Audi RS3 LMS	248,3
10	<b>67 PELLEGRINI</b> Marco	Audi RS3 LMS	247,7
11	<b>2 MASSARO</b> Rodolfo	Hvundai Elantra N	247,7
12	<b>18 BUTTI</b> Marco	Hvundai Elantra N	247,1
13	<b>34 'SCAMA 34'</b>	Hvundai Elantra N	246,6
14	<b>9 PARK</b> Junul	Hvundai Elantra N	245,5
15	<b>25 ROCCA</b> Paolo	Honda Civic FK7 H70	245,5
16	<b>19 FERNANDEZ</b> Felipe	Audi RS3 LMS	245,5
17	<b>88 GALLO</b> Luigi	Audi RS3 DSG	245,5
18	<b>76 COMTE</b> Aurelien	Cupra Leon Competicion	244,9
19	<b>44 IMBERTI</b> Michele	Hvundai i30 N	244,9
20	<b>81 DALOKAY</b> Vedat Ali	Audi RS3 DSG	244,3
21	<b>77 PUSSIER</b> Sylvain	Cupra Leon Competicion	243,8
22	<b>23 VAHTEL</b> Mattias	Honda Civic FK7 H70	243,8
23	<b>4 GURRERI</b> Raffaele	Cupra Leon	243,2
24	<b>16 CARTIA</b> Giuseppe	Hvundai i30 N	243,2
25	<b>30 BARBERINI</b> Cosimo	Cupra Leon Competicion	242,7
26	<b>40 ANTTI</b> Rammo	Honda Civic FK7 H70	242,7
27	<b>11 REDUZZI</b> Damiano	Hvundai Elantra N	242,2
28	<b>64 LOSONCZY</b> Levente	Hvundai Elantra N	242,2
29	<b>13 VISDOMINI</b> Adriano	Audi RS3 LMS	241,1
30	<b>96 PALANTI</b> Paolo	Audi RS3 DSG	241,1
31	<b>33 CHIRIGUT</b> Horia-Traian	Honda Civic FK7 H70	239,5
32	<b>90 TRENTIN</b> Mauro	Cupra Leon	238,4
33	<b>80 BARBERI</b> Filippo	Audi RS3 DSG	237,9
34	<b>89 LOIA</b> Niccolò	Volkswaeden Golf	235,8
35	<b>48 NATALONI</b> Nello	Audi RS3 LMS	232,8
36	<b>91 CIOFFI-CIOFFI</b>	Volkswaeden Golf	231,8
37	<b>99 DE VECCHI</b> Marco	Audi RS3 DSG	230,8
38	<b>73 MANOLIO</b> Gennaro	Hvundai i30 N	228,8
39	<b>27 VOLT</b> Ruben	Honda Civic FK7 H70	192,5
40	<b>92 FEDELI</b> Carlotta	Audi TCR DSG	170,3
41	<b>86 FANTILLI</b> Giorgio	Cupra Leon	151,0

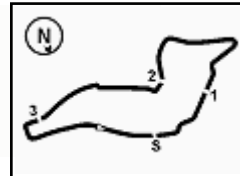




# ACI Racing Weekend Imola, 22-23 Aprile 2023

## TCR Italy - Best Sectors & Speed Prove Libere 1

SEG. 1			SEG. 2			SEG. 3			SEG. 4						
1	1	LANGEVELD Niels	23.194	1	14	JELMINI Felice	36.608	1	72	GIROLAMI Franco	31.490	1	18	BUTTI Marco	19.781
2	18	BUTTI Marco	23.264	2	18	BUTTI Marco	36.631	2	14	JELMINI Felice	31.636	2	5	POLONI Matteo	19.785
3	72	GIROLAMI Franco	23.306	3	72	GIROLAMI Franco	36.725	3	64	LOSONCZY Levente	31.675	3	14	JELMINI Felice	19.893
4	5	POLONI Matteo	23.431	4	5	POLONI Matteo	36.994	4	18	BUTTI Marco	31.684	4	2	MASSARO Rodolfo	19.930
5	14	JELMINI Felice	23.492	5	1	LANGEVELD Niels	37.020	5	5	POLONI Matteo	31.882	5	72	GIROLAMI Franco	19.965
6	8	BABUIN Denis	23.569	6	2	MASSARO Rodolfo	37.072	6	44	IMBERTI Michele	31.981	6	23	VAHTEL Mattias	20.020
7	64	LOSONCZY Levente	23.579	7	64	LOSONCZY Levente	37.175	7	1	LANGEVELD Niels	32.001	7	67	PELLEGRINI Marco	20.121
8	23	VAHTEL Mattias	23.720	8	76	COMTE Aurelien	37.176	8	9	PARK Junul	32.177	8	8	BABUIN Denis	20.150
9	2	MASSARO Rodolfo	23.722	9	23	VAHTEL Mattias	37.235	9	76	COMTE Aurelien	32.278	9	76	COMTE Aurelien	20.180
10	67	PELLEGRINI Marco	23.743	10	19	FERNANDEZ Felipe	37.286	10	67	PELLEGRINI Marco	32.353	10	40	ANTTI Rammo	20.198
11	76	COMTE Aurelien	23.758	11	67	PELLEGRINI Marco	37.416	11	2	MASSARO Rodolfo	32.366	11	4	GURRERI Raffaele	20.237
12	21	GUIDA Nicola	23.803	12	4	GURRERI Raffaele	37.656	12	25	ROCCA Paolo	32.527	12	44	IMBERTI Michele	20.248
13	69	RAFFAELE Francesca	23.872	13	8	BABUIN Denis	37.659	13	4	GURRERI Raffaele	32.564	13	1	LANGEVELD Niels	20.259
14	4	GURRERI Raffaele	23.893	14	69	RAFFAELE Francesca	37.724	14	8	BABUIN Denis	32.629	14	25	ROCCA Paolo	20.273
15	44	IMBERTI Michele	23.896	15	9	PARK Junul	37.760	15	21	GUIDA Nicola	32.635	15	64	LOSONCZY Levente	20.298
16	11	REDUZZI Damiano	24.045	16	30	BARBERINI Cosimo	37.771	16	30	BARBERINI Cosimo	32.639	16	30	BARBERINI Cosimo	20.325
17	34	'SCAMA 34'	24.051	17	11	REDUZZI Damiano	37.789	17	11	REDUZZI Damiano	32.647	17	69	RAFFAELE Francesca	20.339
18	19	FERNANDEZ Felipe	24.065	18	10	PAOLINO Federico	37.928	18	10	PAOLINO Federico	32.723	18	10	PAOLINO Federico	20.341
19	3	BARBERINI Cosimo	24.127	19	27	VOLT Ruben	37.986	19	19	FERNANDEZ Felipe	32.733	19	34	'SCAMA 34'	20.368
20	9	PARK Junul	24.192	20	34	'SCAMA 34'	38.018	20	23	VAHTEL Mattias	32.958	20	21	GUIDA Nicola	20.371
21	40	ANTTI Rammo	24.210	21	40	ANTTI Rammo	38.063	21	77	PUSSIER Sylvain	33.051	21	19	FERNANDEZ Felipe	20.393
22	10	PAOLINO Federico	24.260	22	44	IMBERTI Michele	38.134	22	40	ANTTI Rammo	33.094	22	11	REDUZZI Damiano	20.401
23	77	PUSSIER Sylvain	24.321	23	25	ROCCA Paolo	38.239	23	34	'SCAMA 34'	33.125	23	77	PUSSIER Sylvain	20.501
24	41	FERNANDEZ Vector	24.326	24	77	PUSSIER Sylvain	38.390	24	69	RAFFAELE Francesca	33.160	24	9	PARK Junul	20.511
25	25	ROCCA Paolo	24.334	25	96	PALANTI Paolo	38.677	25	96	PALANTI Paolo	33.422	25	16	CARTIA Giuseppe	20.534
26	96	PALANTI Paolo	24.501	26	21	GUIDA Nicola	38.686	26	41	FERNANDEZ Vector	33.474	26	41	FERNANDEZ Vector	20.658
27	13	VISDOMINI Adriano	24.585	27	41	FERNANDEZ Vector	39.025	27	13	VISDOMINI Adriano	33.497	27	80	BARBERI Filippo	20.830
28	16	CARTIA Giuseppe	24.617	28	13	VISDOMINI Adriano	39.041	28	80	BARBERI Filippo	34.050	28	13	VISDOMINI Adriano	20.844
29	92	FEDELI Carlotta	24.653	29	89	LOIA Niccolò	39.110	29	89	LOIA Niccolò	34.158	29	89	LOIA Niccolò	20.998
30	80	BARBERI Filippo	25.022	30	16	CARTIA Giuseppe	39.274	30	33	CHIRIGUT Horia-Traian	34.370	30	96	PALANTI Paolo	21.001
31	88	GALLO Luigi	25.029	31	80	BARBERI Filippo	39.472	31	16	CARTIA Giuseppe	34.501	31	33	CHIRIGUT Horia-Traian	21.027
32	89	LOIA Niccolò	25.130	32	88	GALLO Luigi	39.594	32	48	NATALONI Nello	34.676	32	92	FEDELI Carlotta	21.054
33	81	DALOKAY Vedat Ali	25.197	33	90	TRENTIN Mauro	40.099	33	92	FEDELI Carlotta	34.901	33	81	DALOKAY Vedat Ali	21.196
34	73	MANOLIO Gennaro	25.528	34	48	NATALONI Nello	40.668	34	90	TRENTIN Mauro	34.970	34	90	TRENTIN Mauro	21.204
35	48	NATALONI Nello	25.664	35	81	DALOKAY Vedat Ali	40.864	35	81	DALOKAY Vedat Ali	35.006	35	73	MANOLIO Gennaro	21.292
36	90	TRENTIN Mauro	25.759	36	33	CHIRIGUT Horia-Traian	41.117	36	88	GALLO Luigi	35.368	36	88	GALLO Luigi	21.292
37	33	CHIRIGUT Horia-Traian	25.828	37	92	FEDELI Carlotta	41.202	37	73	MANOLIO Gennaro	35.706	37	48	NATALONI Nello	21.421
38	91	CIOFFI-CIOFFI	26.014	38	73	MANOLIO Gennaro	41.653	38	91	CIOFFI-CIOFFI	36.486	38	86	FANTILLI Giorgio	21.710
39	99	DE VECCHI Marco	26.807	39	91	CIOFFI-CIOFFI	41.837	39	86	FANTILLI Giorgio	36.500	39	91	CIOFFI-CIOFFI	22.544
40	27	VOLT Ruben	31.982	40	99	DE VECCHI Marco	45.078	40	99	DE VECCHI Marco	37.043	40	99	DE VECCHI Marco	23.044
41	86	FANTILLI Giorgio	41.032	41	86	FANTILLI Giorgio	49.051	41	27	VOLT Ruben	40.923	41	27	VOLT Ruben	25.003



## ACI Racing Weekend Imola, 22-23 Aprile 2023

### TCR Italy - Ideal Time Prove Libere 1

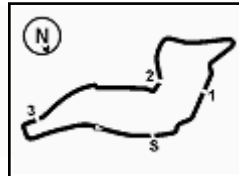
Imola Circuit 4.909 m

**1 / 2**

Num. Conducente	Auto	Seg. 1 Diff. 1	Seg. 2 Diff. 2	Seg. 3 Diff. 3	Seg. 4 Diff. 4	Ideal Time		
						Miglior Giro	Pos.	Diff.
1 <b>18 BUTTI M.</b> (ITA)	Hyundai Elantra N	23.264 +0.251	36.631	31.684	19.781	<b>1'51.360</b> 1'51.611	1	0.251
2 <b>72 GIROLAMI F.</b> (ARG)	Audi RS3 LMS	23.306 +0.206	36.725 +0.137	31.490 +0.327	19.965 +0.303	<b>1'51.486</b> 1'52.459	3	0.973
3 <b>14 JELMINI F.</b> (ITA)	Audi RS3 LMS	23.492	36.608 +0.410	31.636 +0.028	19.893	<b>1'51.629</b> 1'52.067	2	0.438
4 <b>5 POLONI M.</b> (ITA)	Audi RS3 LMS	23.431 +0.274	36.994 +0.187	31.882	19.785	<b>1'52.092</b> 1'52.553	5	0.461
5 <b>1 LANGEVELD N.</b> (NLD)	Honda Civic FL5	23.194	37.020	32.001	20.259	<b>1'52.474</b> 1'52.474	4	
6 <b>64 LOSONCZY L.</b> (HUN)	Hyundai Elantra N	23.579	37.175 +0.135	31.675	20.298 +0.361	<b>1'52.727</b> 1'53.223	6	0.496
7 <b>2 MASSARO R.</b> (ITA)	Hyundai Elantra N	23.722 +0.126	37.072 +0.163	32.366	19.930 +0.101	<b>1'53.090</b> 1'53.480	7	0.390
8 <b>76 COMTE A.</b> (FRA)	Cupra Leon Competicion	23.758 +0.244	37.176 +0.842	32.278 +0.069	20.180	<b>1'53.392</b> 1'54.547	10	1.155
9 <b>67 PELLEGRINI M.</b> (ITA)	Audi RS3 LMS	23.743 +0.170	37.416	32.353	20.121 +0.094	<b>1'53.633</b> 1'53.897	8	0.264
10 <b>23 VAHTEL M.</b> (EST)	Honda Civic FK7 H70	23.720 +2.627	37.235 +0.568	32.958	20.020	<b>1'53.933</b> 1'57.128	23	3.195
11 <b>8 BABUIN D.</b> (ITA)	Audi RS3 LMS	23.569 +0.253	37.659	32.629 +0.038	20.150 +0.007	<b>1'54.007</b> 1'54.305	9	0.298
12 <b>44 IMBERTI M.</b> (ITA)	Hyundai i30 N	23.896 +0.408	38.134	31.981	20.248	<b>1'54.259</b> 1'54.667	11	0.408
13 <b>4 GURRERI R.</b> (ITA)	Cupra Leon	23.893 +0.181	37.656 +0.424	32.564	20.237	<b>1'54.350</b> 1'54.955	12	0.605
14 <b>19 FERNANDEZ F.</b> (ESP)	Audi RS3 LMS	24.065 +0.462	37.286 +0.446	32.733 +0.378	20.393 +0.102	<b>1'54.477</b> 1'55.865	18	1.388
15 <b>9 PARK J.</b> (KOR)	Hyundai Elantra N	24.192 +1.516	37.760 +0.623	32.177 +0.054	20.511	<b>1'54.640</b> 1'56.833	21	2.193
16 <b>30 BARBERINI C.</b> (ITA)	Cupra Leon Competicion	24.127 +0.153	37.771 +0.033	32.639 +0.210	20.325 +0.143	<b>1'54.862</b> 1'55.401	13	0.539
17 <b>11 REDUZZI D.</b> (ITA)	Hyundai Elantra N	24.045 +0.200	37.789 +0.645	32.647	20.401	<b>1'54.882</b> 1'55.727	17	0.845
18 <b>69 RAFFAELE F.</b> (ITA)	Audi RS3 LMS	23.872 +0.084	37.724 +0.357	33.160 +0.168	20.339	<b>1'55.095</b> 1'55.704	16	0.609
19 <b>10 PAOLINO F.</b> (ITA)	Audi RS3 LMS	24.260	37.928 +0.434	32.723	20.341	<b>1'55.252</b> 1'55.686	15	0.434
20 <b>25 ROCCA P.</b> (ITA)	Honda Civic FK7 H70	24.334 +0.006	38.239	32.527 +0.113	20.273 +0.057	<b>1'55.373</b> 1'55.549	14	0.176
21 <b>21 GUIDA N.</b> (ITA)	Audi RS3 LMS	23.803 +0.484	38.686	32.635 +0.350	20.371	<b>1'55.495</b> 1'56.329	19	0.834
22 <b>34 'SCAMA 34'</b> (BEL)	Hyundai Elantra N	24.051 +0.822	38.018	33.125	20.368	<b>1'55.562</b> 1'56.384	20	0.822
23 <b>40 ANTTI R.</b> (EST)	Honda Civic FK7 H70	24.210 +0.576	38.063 +0.291	33.094 +0.123	20.198 +0.278	<b>1'55.565</b> 1'56.833	22	1.268
24 <b>77 PUSSIER S.</b> (FRA)	Cupra Leon Competicion	24.321 +0.222	38.390 +0.634	33.051	20.501 +0.044	<b>1'56.263</b> 1'57.163	24	0.900
25 <b>41 FERNANDEZ V.</b> (ESP)	Audi RS3 LMS	24.326	39.025	33.474	20.658	<b>1'57.483</b> 1'57.483	25	
26 <b>96 PALANTI P.</b> (ITA)	Audi RS3 DSG	24.501 +0.065	38.677	33.422	21.001 +1.513	<b>1'57.601</b> 1'59.179	27	1.578
27 <b>13 VISDOMINI A.</b> (ITA)	Audi RS3 LMS	24.585 +0.226	39.041 +0.462	33.497 +0.473	20.844 +0.020	<b>1'57.967</b> 1'59.148	26	1.181
28 <b>16 CARTIA G.</b> (ITA)	Hyundai i30 N	24.617 +1.072	39.274 +0.222	34.501 +0.050	20.534	<b>1'58.926</b> 2'00.270	28	1.344
29 <b>80 BARBERI F.</b> (ITA)	Audi RS3 DSG	25.022 +1.040	39.472 +0.662	34.050 +0.341	20.830	<b>1'59.374</b> 2'01.417	30	2.043
30 <b>89 LOIA N.</b> (ITA)	Volkswagen Golf	25.130 +0.165	39.110 +1.116	34.158 +0.149	20.998 +0.074	<b>1'59.396</b> 2'00.900	29	1.504
31 <b>88 GALLO L.</b> (ITA)	Audi RS3 DSG	25.029 +1.239	39.594 +0.519	35.368 +0.084	21.292 +5.337	<b>2'01.283</b> 2'08.462	37	7.179
32 <b>92 FEDELI C.</b> (ITA)	Audi TCR DSG	24.653	41.202	34.901 +1'06.105	21.054	<b>2'01.810</b> 2'02.060	31	0.250
33 <b>90 TRENTIN M.</b> (ITA)	Cupra Leon	25.759	40.099	34.970	21.204 +0.116	<b>2'02.032</b> 2'02.148	32	0.116

21/04/2023





## ACI Racing Weekend Imola, 22-23 Aprile 2023

### TCR Italy - Ideal Time Prove Libere 1

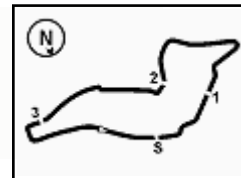
 Imola Circuit 4.909 m  
**2 / 2**

Num. Conducente	Auto	Seg. 1	Seg. 2	Seg. 3	Seg. 4	Ideal Time			
		Diff. 1	Diff. 2	Diff. 3	Diff. 4	Miglior Giro	Pos.	Diff.	
34	<b>81 DALOKAY V.</b> (TUR)	Audi RS3 DSG	25.197 +1.464	40.864	35.006 +0.922	21.196	<b>2'02.263</b> 2'04.649	35	2.386
35	<b>33 CHIRIGUT H.</b> (ROU)	Honda Civic FK7 H70	25.828 +0.290	41.117 +0.716	34.370 +0.746	21.027 +0.101	<b>2'02.342</b> 2'04.195	34	1.853
36	<b>48 NATALONI N.</b> (ITA)	Audi RS3 LMS	25.664	40.668	34.676	21.421 +0.179	<b>2'02.429</b> 2'02.608	33	0.179
37	<b>73 MANOLIO G.</b> (ITA)	Hyundai i30 N	25.528 +2.071	41.653 +1.724	35.706 +0.439	21.292	<b>2'04.179</b> 2'08.413	36	4.234
38	<b>91 CIOFFI-CIOFFI</b> (ITA)	Volkswagen Golf	26.014 +2.667	41.837 +1.234	36.486 +1.136	22.544 +0.062	<b>2'06.881</b> 2'11.980	38	5.099
39	<b>99 DE VECCHI M.</b> (ITA)	Audi RS3 DSG	26.807 +6.454	45.078 +0.141	37.043 +0.032	23.044 +0.207	<b>2'11.972</b> 2'18.806	39	6.834
40	<b>27 VOLT R.</b> (EST)	Honda Civic FK7 H70	31.982	37.986 +5.444	40.923 +3.341	25.003	<b>2'15.894</b> 2'24.679	40	8.785
41	<b>86 FANTILLI G.</b> (ITA)	Cupra Leon	41.032 +13.491	49.051 +16.386	36.500	21.710	<b>2'28.293</b> 2'58.170	41	29.877
	<b>12 FERNANDEZ R.</b> (ESP)	Audi RS3 LMS							
	<b>37 LOPEZ BOLOTIN S.</b> (VE)	Audi RS3 LMS							
<b>Ideal Time Assoluto</b>			23.194	36.608	31.490	19.781	<b>1'51.073</b>		









Imola Circuit 4.909 m

## ACI Racing Weekend Imola, 22-23 Aprile 2023

### TCR Italy - Analisi Tempi Prove Libere 1

**2 / 4**

Giro	Seg.1	Seg.2	Seg.3	Seg.4	T. Giro	km/h	Local Time
3	34.697	1'18.135	1'02.027	23.198	3'18.057	167,4	10:37'02.168
4	28.282	45.635	36.734	21.965	2'12.616	202,6	10:39'14.784
5	26.434	42.956	36.562	23.362	2'09.314	223,1	10:41'24.098
6	26.783	40.045	34.849	21.048	2'02.725	216,9	10:43'26.823
7	25.235	39.795	<b>34.501</b>	21.111	2'00.642	241,1	10:45'27.465
8	25.022	<b>39.274</b>	39.523	2'30.643	4'14.462P	<b>243,2</b>	10:49'41.927
9	57.064	1'23.314	44.201	21.643	3'26.222P	94,6	10:53'08.149
10	25.689	39.496	34.551	<b>20.534</b>	<b>2'00.270</b>	234,8	10:55'08.419

18 M. BUTTI (1'51.611)							
Giro	Seg.1	Seg.2	Seg.3	Seg.4	T. Giro	km/h	Local Time
1							10:38'06.748
2	24.096	38.996	33.884	20.560	1'57.536	243,2	10:40'04.284
3	23.845	37.300	32.145	20.113	1'53.403C	244,3	10:41'57.687
4	23.429	37.371	32.500	20.484	1'53.784	245,5	10:43'51.471
5	23.302	36.951	31.727	20.072	1'52.052C	245,5	10:45'43.523
6	23.817	37.535	32.025	42.748	2'16.125P	246,0	10:47'59.648
7	3'17.998	1'08.589	33.995	19.951	5'20.533P	61,3	10:53'20.181
8	23.515	<b>36.631</b>	<b>31.684</b>	<b>19.781</b>	<b>1'51.611</b>	245,5	10:55'11.792

19 F. FERNANDEZ (1'55.865)							
Giro	Seg.1	Seg.2	Seg.3	Seg.4	T. Giro	km/h	Local Time
1							10:30'27.754
2	58.191	52.061	43.727	23.067	2'57.046P	111,9	10:33'24.800
3	28.604	45.010	1'04.979	37.987	2'56.580	202,2	10:36'21.380
4	34.884	45.820	37.406	22.123	2'20.233	180,3	10:38'41.613
5	25.035	40.216	34.060	2'25.291	4'04.602P	241,6	10:42'46.215
6	44.405	40.669	33.857	<b>20.393</b>	2'19.324P	145,2	10:45'05.539
7	24.527	37.732	33.111	20.495	<b>1'55.865</b>	243,2	10:47'01.404
8	24.350	<b>37.286</b>	33.814	21.358	1'56.808	242,7	10:48'58.212
9	<b>24.065</b>	1'03.227	1'04.299	1'28.319	3'59.910P	<b>245,5</b>	10:52'58.122
10	40.923	37.917	<b>32.733</b>	20.447	2'12.020P	155,6	10:55'10.142

21 N. GUIDA (1'56.329)							
Giro	Seg.1	Seg.2	Seg.3	Seg.4	T. Giro	km/h	Local Time
1							10:32'59.027
2	29.398	44.058	46.527	46.913	2'46.896P	205,7	10:35'45.923
3	3'08.393	43.709	35.220	21.494	4'48.816P	164,4	10:40'34.739
4	25.084	39.237	<b>32.635</b>	20.708	1'57.664	244,9	10:42'32.403
5	24.287	<b>38.686</b>	32.985	<b>20.371</b>	<b>1'56.329</b>	<b>249,4</b>	10:44'28.732
6	<b>23.803</b>	39.257	35.736	20.807	1'59.603	248,8	10:46'28.335
7	25.567	41.048	33.954	48.233	2'28.802P	244,3	10:48'57.137
8	3'11.343	41.436	33.321	20.910	4'47.010P	72,0	10:53'44.147
9	25.040	39.334	33.966	20.548	1'58.888C	<b>249,4</b>	10:55'43.035

23 M. VAHTEL (1'57.128)							
Giro	Seg.1	Seg.2	Seg.3	Seg.4	T. Giro	km/h	Local Time
1							10:30'04.585
2	1'14.135	54.933	44.474	47.095	3'40.637P	128,7	10:33'45.222
3	1'32.536	1'16.428	43.158	26.526	3'58.648P	133,8	10:37'43.870
4	37.685	46.541	40.947	24.698	2'29.871	156,3	10:40'13.741
5	31.227	41.819	41.395	44.458	2'38.899P	154,3	10:42'52.640
6	2'41.560	43.619	33.906	20.825	4'19.910P	100,4	10:47'12.550
7	26.153	38.087	37.844	20.742	2'02.826	243,2	10:49'15.376
8	24.772	1'08.168	1'11.906	22.947	3'07.793	<b>243,8</b>	10:52'23.169
9	26.347	37.803	<b>32.958</b>	<b>20.020</b>	<b>1'57.128</b>	154,1	10:54'20.297

25 P. ROCCA (1'55.549)							
Giro	Seg.1	Seg.2	Seg.3	Seg.4	T. Giro	km/h	Local Time
1							10:33'28.543
2	2'21.254	58.566	35.836	21.541	4'17.197P		10:37'45.740
3	26.007	41.133	35.361	21.449	2'03.950	241,1	10:39'49.690

27 R. VOLT (2'24.679)							
Giro	Seg.1	Seg.2	Seg.3	Seg.4	T. Giro	km/h	Local Time
1							10:30'03.857
2	1'15.749	54.415	44.955	9'11.279	12'06.398P	137,2	10:42'10.255
3	43.885	47.433	41.479	26.409	2'39.206P	138,5	10:44'49.461
4	<b>31.982</b>	43.430	44.264	<b>25.003</b>	<b>2'24.679</b>	181,2	10:47'14.140
5	32.550	49.149	<b>40.923</b>	30.337	2'32.959	<b>192,5</b>	10:49'47.099
6	49.025	1'25.159	41.810	1'30.519	4'26.513P	87,7	10:54'13.612

30 C. BARBERINI (1'55.401)							
Giro	Seg.1	Seg.2	Seg.3	Seg.4	T. Giro	km/h	Local Time
1							10:31'02.601
2	55.385	50.156	42.079	23.206	2'50.826P	125,9	10:33'53.427
3	30.925	1'25.066	55.401	21.740	3'13.132	168,2	10:37'06.559
4	26.177	41.185	34.578	21.100	2'03.040	209,3	10:39'09.599
5	24.798	38.310	33.727	25.240	2'02.075	238,9	10:41'11.674
6	24.368	38.423	33.018	20.535	1'56.344	242,2	10:43'08.018
7	24.280	37.804	32.849	20.468	<b>1'55.401</b>	242,2	10:45'03.419
8	<b>24.127</b>	37.774	36.896	3'13.381	4'52.178P	<b>242,7</b>	10:49'55.597
9	1'20.973	1'11.877	38.022	21.631	3'32.503P	58,1	10:53'28.100
10	25.342	<b>37.771</b>	<b>32.639</b>	<b>20.325</b>	1'56.077	239,5	10:55'24.177

33 H. CHIRIGUT (2'04.195)							
Giro	Seg.1	Seg.2	Seg.3	Seg.4	T. Giro	km/h	Local Time
1							10:34'24.824
2	48.082	1'17.108	41.507	55.111	3'41.808P	108,7	10:38'06.632
3	2'25.559	44.532	36.432	22.282	4'08.805P	142,3	10:42'15.437
4	27.099	42.963	35.890	21.614	2'07.566	218,2	10:44'23.003
5	26.118	41.833	35.116	21.128	<b>2'04.195</b>	224,1	10:46'27.198
6	26.102	42.325	35.144	24.297	2'07.868	200,4	10:48'35.066
7	<b>25.828</b>	45.913	59.721	47.713	2'59.175P	230,3	10:51'34.241
8	1'51.226	<b>41.117</b>	<b>34.370</b>	<b>21.027</b>	3'27.740P	157,4	10:55'01.981

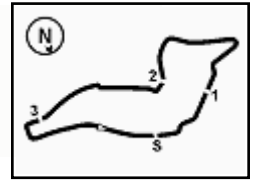
34. 'SCAMA 34' (1'56.384)							
Giro	Seg.1	Seg.2	Seg.3	Seg.4	T. Giro	km/h	Local Time
1							10:30'34.331
2	53.205	52.311	43.741	23.005	2'52.262P	127,4	10:33'26.593
3	27.792	44.841	1'05.635	38.925	2'57.193	199,3	10:36'23.786
4	33.527	44.279	36.072	20.950	2'14.828	186,9	10:38'38.614
5	24.932	39.656	35.852	21.278	2'01.718	243,2	10:40'40.332
6	24.600	38.568	33.503	20.746	1'57.417	242,7	10:42'37.749
7	24.445	38.354	33.273	20.453	1'56.525	242,7	10:44'34.274
8	24.873	<b>38.018</b>	<b>33.125</b>	<b>20.368</b>	<b>1'56.384</b>	239,5	10:46'30.658
9	24.324	41.229	34.928	23.464	2'03.945	<b>246,6</b>	10:48'34.603
10	24.197	41.008	1'00.395	1'44.842	3'50.442P	239,5	10:52'25.045
11	40.098	38.981	33.604	21.205	2'13.888P	161,0	10:54'38.933

40 R. ANTTI (1'56.833)							
Giro	Seg.1	Seg.2	Seg.3	Seg.4	T. Giro	km/h	Local Time
1							10:30'11.745
2	1'08.779	54.133	44.829	1'28.323	4'16.064P	121,1	10:34'27.809
3	1'02.087	1'13.543	38.608	24.335	3'18.573P	88,8	10:37'46.382
4	36.473	43.388	38.253	21.373	2'19.487	159,3	10:40'05.869
5	26.768	42.081	35.976	21.264	2'06.089	202,2	10:42'11.958
6	24.786	38.354	33.217	20.476	<b>1'56.833</b>	240,0	10:44'08.791

21/04/2023

P = Box In/Out - C = Tempo Invaldato





ACI Racing Weekend Imola, 22-23 Aprile 2023

TCR Italy - Analisi Tempi Prove Libere 1

7	26.170	40.489	37.714	2'04.988	3'49.361P	198,9	10:47'58.152	7	23.979	39.794	33.072	20.243	1'57.088	<b>247,7</b>	10:45'13.064
8	41.131	39.349	57.859	42.544	3'00.883P	162,2	10:50'59.035	8	23.857	38.226	32.455	<b>20.121</b>	1'54.659		10:47'07.723
9	58.381	42.810	<b>33.094</b>	20.338	2'34.623	77,4	10:53'33.658	9	23.913	<b>37.416</b>	<b>32.353</b>	20.215	<b>1'53.897</b>		10:49'01.620
10	<b>24.210</b>	<b>38.063</b>	34.698	<b>20.198</b>	1'57.169	242,2	10:55'30.827	10	<b>23.743</b>	1'06.902	1'08.565	2'15.149	4'54.359P		10:53'55.979

**41 V. FERNANDEZ (1'57.483)**

Giro	Seg.1	Seg.2	Seg.3	Seg.4	T. Giro	km/h	Local Time
1							10:30'29.402
2	58.137	53.717	43.820	23.315	2'58.989P	116,3	10:33'28.391
3	27.514	45.966	1'04.757	38.880	2'57.117	220,0	10:36'25.508
4	34.382	43.718	36.853	21.811	2'16.764	176,5	10:38'42.272
5	27.839	40.023	34.722	52.151	2'34.735	212,6	10:41'17.007
6	26.470	43.124	35.295	21.462	2'06.351	219,5	10:43'23.358
7	25.644	42.081	34.974	20.887	2'03.586C	243,8	10:45'26.944
8	24.490	39.208	34.138	22.103	1'59.939	<b>249,4</b>	10:47'26.883
9	<b>24.326</b>	<b>39.025</b>	<b>33.474</b>	<b>20.658</b>	<b>1'57.483</b>	245,5	10:49'24.366
10	33.756	1'01.325	1'03.031	2'02.090	4'40.202P	206,5	10:54'04.568

**69 F. RAFFAELE (1'55.704)**

Giro	Seg.1	Seg.2	Seg.3	Seg.4	T. Giro	km/h	Local Time
1							10:30'59.668
2	50.991	49.345	43.254	23.257	2'46.847P	129,3	10:33'46.515
3	33.629	1'24.312	1'02.931	2'40.110	5'40.982P	164,6	10:39'27.497
4	42.834	43.624	36.567	21.168	2'24.193P	155,2	10:41'51.690
5	24.883	39.770	34.580	21.527	2'00.760	244,9	10:43'52.450
6	24.375	38.619	33.834	20.387	1'57.215	<b>248,8</b>	10:45'49.665
7	23.956	38.081	33.328	<b>20.339</b>	<b>1'55.704</b>	247,1	10:47'45.369
8	<b>23.872</b>	<b>37.724</b>	<b>33.160</b>	4'40.208	6'14.964P	246,6	10:54'00.333

**44 M. IMBERTI (1'54.667)**

Giro	Seg.1	Seg.2	Seg.3	Seg.4	T. Giro	km/h	Local Time
1							10:31'08.583
2	55.709	54.376	48.922	25.779	3'04.786P	106,9	10:34'13.369
3	43.263	1'12.635	46.976	2'53.256	5'36.130P	153,4	10:39'49.499
4	45.598	41.981	36.406	21.839	2'25.824P	142,3	10:42'15.323
5	25.969	40.300	33.196	20.639	2'00.104	212,6	10:44'15.427
6	24.304	<b>38.134</b>	<b>31.981</b>	<b>20.248</b>	<b>1'54.667</b>	243,8	10:46'10.094
7	<b>23.896</b>	39.153	34.129	4'19.047	5'56.225P	<b>244,9</b>	10:52'06.319
8	43.704	39.090	32.949	20.397	2'16.140P	133,0	10:54'22.459

**72 F. GIROLAMI (1'52.459)**

Giro	Seg.1	Seg.2	Seg.3	Seg.4	T. Giro	km/h	Local Time
1							10:30'56.283
2	50.293	47.847	37.451	21.902	2'37.493P	144,0	10:33'33.776
3	28.491	1'06.778	1'14.057	2'22.703	5'12.029P	205,3	10:38'45.805
4	41.289	39.242	36.607	27.034	2'24.172P	142,1	10:41'09.977
5	24.385	37.356	32.212	<b>19.965</b>	1'53.918	<b>248,3</b>	10:43'03.895
6	23.512	36.862	31.817	20.268	<b>1'52.459</b>	246,6	10:44'56.354
7	25.050	40.478	37.469	1'25.661	3'08.658P	247,1	10:48'05.012
8	40.348	39.870	1'13.356	46.945	3'20.519P	155,8	10:51'25.531
9	54.228	40.101	40.187	20.812	2'35.328P	153,6	10:54'00.859

**48 N. NATALONI (2'02.608)**

Giro	Seg.1	Seg.2	Seg.3	Seg.4	T. Giro	km/h	Local Time
1							10:30'23.363
2	58.225	54.663	43.869	23.411	3'00.168P	119,1	10:33'23.531
3	3'16.724	47.293	38.724	23.249	5'05.990	208,5	10:38'29.521
4	28.359	43.684	37.225	22.734	2'12.002	201,5	10:40'41.523
5	26.494	42.115	35.902	21.624	2'06.135	223,6	10:42'47.658
6	26.491	41.351	35.382	<b>21.421</b>	2'04.645	225,9	10:44'52.303
7	26.231	40.734	34.772	21.470	2'03.207	231,3	10:46'55.510
8	<b>25.664</b>	<b>40.668</b>	<b>34.676</b>	21.600	<b>2'02.608</b>	<b>232,8</b>	10:48'58.118
9	25.832	1'07.607	1'08.321	1'56.967	4'38.727P	220,0	10:53'36.845

**73 G. MANOLIO (2'08.413)**

Giro	Seg.1	Seg.2	Seg.3	Seg.4	T. Giro	km/h	Local Time
1							10:31'10.350
2	58.411	56.585	46.585	26.695	3'08.276P	111,8	10:34'18.626
3	44.676	1'13.390	51.376	4'04.031	6'53.473P	150,6	10:41'12.099
4	52.580	47.402	42.286	22.077	2'44.345P	118,9	10:43'56.444
5	27.599	43.377	36.145	<b>21.292</b>	<b>2'08.413</b>	194,2	10:46'04.857
6	26.369	<b>41.653</b>	<b>35.706</b>	4'11.737	5'55.465P	209,7	10:52'00.322
7	53.231	45.272	36.532	21.677	2'36.712P	132,0	10:54'37.034

**64 L. LOSONCZY (1'53.223)**

Giro	Seg.1	Seg.2	Seg.3	Seg.4	T. Giro	km/h	Local Time
1							10:30'32.387
2	52.382	50.235	37.588	2'13.911	4'34.116P	125,1	10:35'06.503
3	59.720	49.725	34.861	22.562	2'46.868P	81,8	10:37'53.371
4	25.517	37.576	32.376	20.647	1'56.116	232,8	10:39'49.487
5	23.910	37.426	31.987	20.320	1'53.643	241,1	10:41'43.130
6	<b>23.579</b>	37.310	<b>31.675</b>	20.659	<b>1'53.223</b>	<b>242,2</b>	10:43'36.353
7	23.618	37.222	32.977	1'47.832	3'21.649P	240,0	10:46'58.002
8	41.187	39.392	32.430	20.727	2'13.736P	161,7	10:49'11.738
9	25.014	1'06.290	1'00.622	35.441	3'07.367	240,5	10:52'19.105
10	25.381	38.854	33.107	<b>20.298</b>	1'57.640	221,8	10:54'16.745

**76 A. COMTE (1'54.547)**

Giro	Seg.1	Seg.2	Seg.3	Seg.4	T. Giro	km/h	Local Time
1							10:30'40.802
2	53.537	49.753	42.646	2'20.639	4'46.575P	131,2	10:35'27.377
3	55.052	49.344	37.623	21.738	2'43.757P	156,5	10:38'11.134
4	24.773	39.065	33.349	20.615	1'57.802	240,5	10:40'08.936
5	25.239	39.198	32.604	20.449	1'57.490	242,7	10:42'06.426
6	24.053	37.807	32.973	20.299	1'55.132	243,2	10:44'01.558
7	24.002	38.018	32.347	<b>20.180</b>	<b>1'54.547</b>	243,8	10:45'56.105
8	<b>23.758</b>	37.357	32.461	21.041	1'54.617	<b>244,9</b>	10:47'50.722
9	23.904	<b>37.176</b>	<b>32.278</b>	3'07.171	4'40.529P	<b>244,9</b>	10:52'31.251
10	1'03.869	41.207	37.944	20.598	2'43.618P	136,9	10:55'14.869

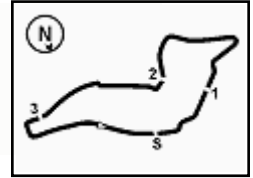
**67 M. PELLEGRINI (1'53.897)**

Giro	Seg.1	Seg.2	Seg.3	Seg.4	T. Giro	km/h	Local Time
1							10:31'06.118
2			40.046	22.301	2'41.346P		10:33'47.464
3	31.722	1'16.144	1'00.691	22.798	3'11.355	185,6	10:36'58.819
4	25.398	40.215	34.726	20.688	2'01.027		10:38'59.846
5	24.669	39.240	36.687	28.581	2'09.177		10:41'09.023
6	27.018	40.213	38.247	21.475	2'06.953		10:43'15.976

**77 S. PUSSIER (1'57.163)**

Giro	Seg.1	Seg.2	Seg.3	Seg.4	T. Giro	km/h	Local Time
1							10:30'38.418
2	55.025	50.060	42.136	23.765	2'50.986P	113,6	10:33'29.404
3	29.580	47.736	1'01.423	39.036	2'57.775	185,6	10:36'27.179
4	35.213	43.773	39.102	2'32.283	4'30.371P	161,2	10:40'57.550
5	44.136	41.031	36.303	21.209	2'22.679P	127,2	10:43'20.229
6	26.118	39.240	33.720	20.699	1'59.777	214,3	10:45'20.006
7	26.947	40.503	35.070	20.508	2'03.028	232,3	10:47'23.034
8	24.543	39.024	<b>33.051</b>	20.545	<b>1'57.163</b>	<b>243,8</b>	10:49'20.197
9	27.585	1'01.581	1'11.755	24.336	3'05.257	217,7	10:52'25.454





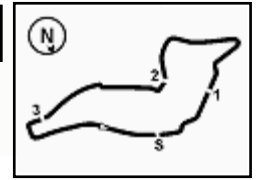
Imola Circuit 4.909 m

**ACI Racing Weekend Imola, 22-23 Aprile 2023**
**TCR Italy - Analisi Tempi Prove Libere 1**
**4 / 4**

10	26.991	38.789	33.887	<b>20.501</b>	2'00.168	197,4	10:54'25.622	3	49.877	1'13.643	45.425	26.093	3'15.038	137,4	10:37'36.545
<b>80 F. BARBERI (2'01.417)</b>															
Giro	Seg.1	Seg.2	Seg.3	Seg.4	T. Giro	km/h	Local Time	Giro	Seg.1	Seg.2	Seg.3	Seg.4	T. Giro	km/h	Local Time
1							10:31'04.215	2	28.938	44.613	40.284	22.695	2'16.530	206,9	10:39'53.075
2	55.356	50.269	44.786	1'57.517	4'27.928P	124,6	10:35'32.143	3	26.570	40.909	38.301	21.646	2'07.426	227,8	10:42'00.501
3	1'23.045	49.808	37.648	21.892	3'12.393P	60,3	10:38'44.536	4	26.014	40.448	35.119	21.325	2'02.906	237,4	10:44'03.407
4	27.234	42.428	42.518	29.082	2'21.262	206,1	10:41'05.798	5	<b>25.759</b>	<b>40.099</b>	<b>34.970</b>	21.320	<b>2'02.148</b>	<b>238,4</b>	10:46'05.555
5	27.108	41.781	35.128	21.152	2'05.169		10:43'10.967	6	26.681	41.714	36.079	2'28.295	4'12.769P	211,8	10:50'18.324
6	26.194	40.852	35.612	21.151	2'03.809	230,8	10:45'14.776	7	1'02.297	1'09.506	35.673	21.411	3'08.887P	99,9	10:53'27.211
7	26.062	40.134	34.391	<b>20.830</b>	<b>2'01.417</b>	213,9	10:47'16.193	8	26.432	44.340	37.363	<b>21.204</b>	2'09.339	236,8	10:55'36.550
8	26.009	47.021	38.891	1'32.318	3'24.239P	223,1	10:50'40.432	<b>91 . CIOFFI-CIOFFI (2'11.980)</b>							
9	1'32.768	42.598	35.787	21.136	3'12.289P	85,5	10:53'52.721	Giro	Seg.1	Seg.2	Seg.3	Seg.4	T. Giro	km/h	Local Time
<b>81 V. DALOKAY (2'04.649)</b>															
Giro	Seg.1	Seg.2	Seg.3	Seg.4	T. Giro	km/h	Local Time	1	57.428	53.144	47.499	25.620	3'03.691P	108,8	10:33'40.282
1		54.439	45.640	24.759	116,0	10:33'13.084		2	30.227	59.918	1'14.415	25.818	3'10.378	185,9	10:36'50.660
2	31.891	48.702	1'01.554	37.843	2'59.990	173,9	10:36'13.074	3	28.681	43.071	37.622	22.606	<b>2'11.980</b>	216,9	10:39'02.640
3	42.109	46.021	37.738	22.705	2'28.573	117,9	10:38'41.647	4	28.096	43.619	<b>36.486</b>	27.906	2'16.107	196,7	10:41'18.747
4	28.343	43.741	42.013	49.944	2'44.041P	202,6	10:41'25.688	5	27.597	42.742	44.880	2'43.507	4'38.726P	217,3	10:45'57.473
5	2'13.129	43.329	35.547	21.660	3'53.665P	141,7	10:45'19.353	6	49.184	42.098	37.743	23.123	2'32.148P	137,9	10:48'29.621
6	26.417	41.231	36.797	23.716	2'08.161	225,5	10:47'27.514	7	<b>26.014</b>	48.224	1'01.711	39.030	2'54.979	231,3	10:51'24.600
7	25.680	42.240	<b>35.006</b>	22.005	2'04.931	242,2	10:49'32.445	8	52.826	45.068	38.490	<b>22.544</b>	2'38.928	82,8	10:54'03.528
8	56.622	1'31.580	42.010	22.232	3'32.444	84,5	10:53'04.889	<b>92 C. FEDELI (2'02.060)</b>							
9	26.661	<b>40.864</b>	35.928	<b>21.196</b>	<b>2'04.649</b>	241,6	10:55'09.538	Giro	Seg.1	Seg.2	Seg.3	Seg.4	T. Giro	km/h	Local Time
<b>86 G. FANTILLI (2'58.170)</b>															
Giro	Seg.1	Seg.2	Seg.3	Seg.4	T. Giro	km/h	Local Time	1	54.516	53.710	44.974	24.257	2'57.457P	121,5	10:33'44.968
1							10:31'44.486	2	32.709	1'15.261	1'02.291	3'20.610	6'10.871P	<b>170,3</b>	10:39'55.839
2	1'05.469	<b>49.051</b>	37.735	32.886	3'05.141P	114,4	10:34'49.627	3	43.933	44.884	37.068	22.215	2'28.100P		10:42'23.939
3	54.523	1'05.437	<b>36.500</b>	<b>21.710</b>	<b>2'58.170</b>	83,5	10:37'47.797	4	25.942	<b>41.202</b>	<b>34.901</b>	21.101	2'03.146		10:44'27.085
<b>88 L. GALLO (2'08.462)</b>								<b>96 P. PALANTI (1'59.179)</b>							
Giro	Seg.1	Seg.2	Seg.3	Seg.4	T. Giro	km/h	Local Time	Giro	Seg.1	Seg.2	Seg.3	Seg.4	T. Giro	km/h	Local Time
1							10:30'52.115	1	55.728	1'00.134	41.289	24.666	3'01.817P	106,7	10:31'21.572
2	54.840	51.847	42.742	23.894	2'53.323P	116,3	10:33'45.438	2	46.574	1'11.833	44.867	2'06.028	4'49.302P	114,9	10:34'23.389
3	33.013	1'16.030	1'02.704	24.272	3'16.019	173,6	10:37'01.457	3	48.900	43.425	37.379	24.410	2'34.114P	133,0	10:41'46.805
4	27.205	42.212	36.879	22.206	2'08.502	206,1	10:39'09.959	4	28.905	45.061	35.375	21.274	2'10.615	197,1	10:43'57.420
5	26.268	40.113	35.452	26.629	<b>2'08.462</b>	218,2	10:41'18.421	5	26.722	41.285	34.040	<b>21.001</b>	2'03.048	218,6	10:46'00.468
6	25.764	41.799	<b>35.368</b>	2'45.355	4'28.286P	243,8	10:45'46.707	6	24.566	<b>38.677</b>	<b>33.422</b>	22.514	<b>1'59.179</b>	<b>241,1</b>	10:47'59.647
7	43.487	41.591	36.376	21.906	2'23.360P		10:48'10.067	7	<b>24.501</b>	38.905	43.331	2'04.532	3'51.269P	239,5	10:51'50.916
8	25.056	<b>39.594</b>	52.212	39.203	2'36.065	242,7	10:50'46.132	8	47.283	40.934	35.053	22.139	2'25.409P	131,5	10:54'16.325
9	53.203	54.579	35.723	<b>21.292</b>	2'44.797	83,1	10:53'30.929	<b>99 M. DE VECCHI (2'18.806)</b>							
<b>89 N. LOIA (2'00.900)</b>															
Giro	Seg.1	Seg.2	Seg.3	Seg.4	T. Giro	km/h	Local Time	Giro	Seg.1	Seg.2	Seg.3	Seg.4	T. Giro	km/h	Local Time
1							10:30'58.572	1	1'04.864	1'06.097	46.792	40.569	3'38.322P	93,8	10:35'07.311
2	53.299	54.970	41.665	24.666	2'54.600P	124,7	10:33'53.172	2	56.860	58.974	42.629	25.014	3'03.477	81,3	10:38'10.788
3	31.728	1'25.244	58.091	22.421	3'17.484	159,8	10:37'10.656	3	30.317	48.279	39.290	2'35.627	4'33.513P	216,0	10:42'44.301
4	26.497	41.024	35.874	21.343	2'04.738	226,4	10:39'15.394	4	1'02.713	49.078	<b>37.043</b>	<b>23.044</b>	2'51.878P	112,5	10:45'36.179
5	26.197	41.297	34.775	22.398	2'04.667	221,3	10:41'20.061	5	29.524	<b>45.078</b>	37.911	1'36.144	3'28.657	<b>230,8</b>	10:49'04.836
6	26.567	40.728	35.747	21.612	2'04.654	225,0	10:43'24.715	6	33.219	1'07.966	1'02.687	32.906	3'16.778	173,6	10:52'21.614
7	25.295	40.226	34.307	21.072	<b>2'00.900</b>	233,8	10:45'25.615	7	33.261	45.219	37.075	23.251	<b>2'18.806</b>	154,5	10:54'40.420
8	<b>25.130</b>	39.385	34.160	24.037	2'02.712	234,8	10:47'28.327	<b>90 M. TRENTIN (2'02.148)</b>							
9	25.225	40.223	34.993	2'03.329	3'43.770P	<b>235,8</b>	10:51'12.097	Giro	Seg.1	Seg.2	Seg.3	Seg.4	T. Giro	km/h	Local Time
10	1'01.767	44.138	34.425	<b>20.998</b>	2'41.328P	81,6	10:53'53.425	1							10:31'15.743
11	25.148	<b>39.110</b>	<b>34.158</b>	24.636	2'03.052C	234,3	10:55'56.477	2	56.741	56.615	45.207	27.201	3'05.764P	111,1	10:34'21.507

21/04/2023 P = Box In/Out - C = Tempo Invalidato





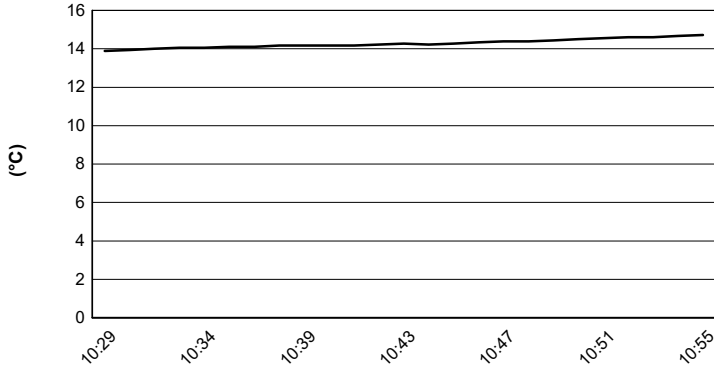
Imola Circuit 4.909 m

# ACI Racing Weekend Imola, 22-23 Aprile 2023

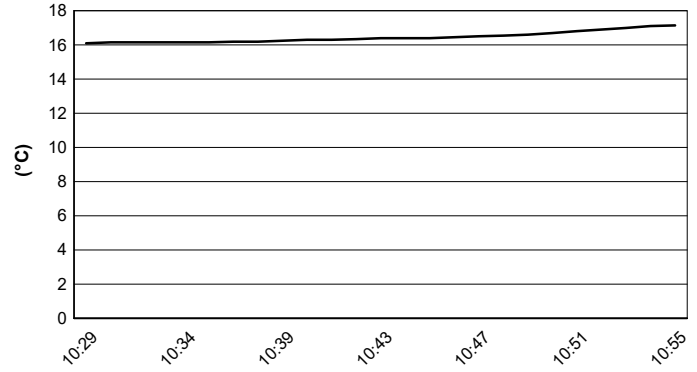
## TCR Italy - Meteo Prove Libere 1

Session started 10:30 - Session ended 10:56

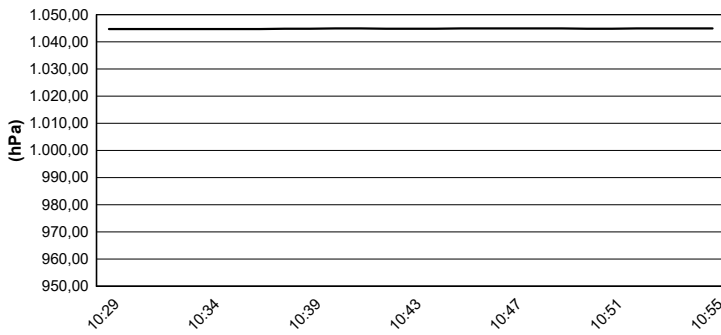
### Air Temperature



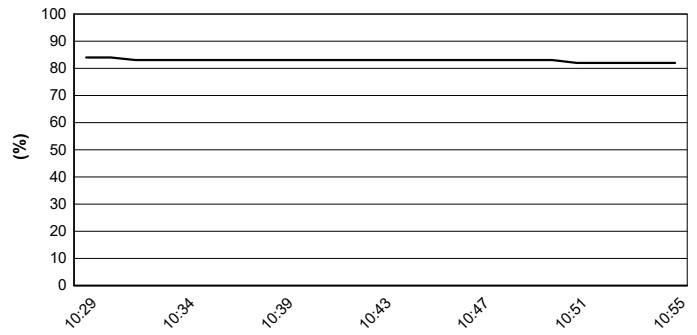
### Track Temperature



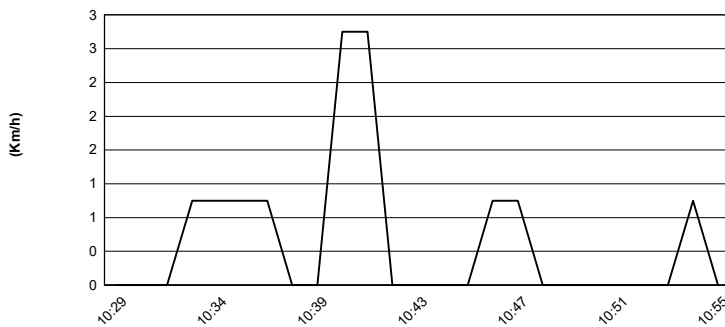
### Air Pressure



### Humidity



### Wind Speed



### Wind Direction



21/04/2023

