

# ACI Racing Weekend Misano, 6-7 Maggio 2023

## TCR Italy - Classifica Prove Libere 2

Misano Circuit Sic 58 4.226 m

1 / 3

Num.	Conduttore	Naz	Concorrente	Team	Auto	Classe	Tempo	Dist.	Rel.	Giri
1	<b>14 JELMINI</b> Felice	ITA	Jelmini Felice	PMA	Audi RS3 LMS		<b>1'41.842</b>			9
2	<b>27 VOLT</b> Ruben	EST	ALM Motorsport	ALM Motorsport (EST)	Honda Civic FK7 H70	U25	<b>1'41.968</b>	0.126	0.126	12
3	<b>76 COMTE</b> Aurelien	FRA	Comte Aurelien	SP Competition (FRA)	Cupra Leon Competicion		<b>1'42.556</b>	0.714	0.588	13
4	<b>30 BARBERINI</b> Cosimo	ITA	Barberini Cosimo	NOS (ITA)	Cupra Leon Competicion		<b>1'42.737</b>	0.895	0.181	11
5	<b>18 BUTTI</b> Marco	ITA	Target Competition	Target Competition (ITA)	Hyundai Elantra N	U25	<b>1'42.818</b>	0.976	0.081	10
6	<b>2 MASSARO</b> Rodolfo	ITA	Target Competition	Target Competition (ITA)	Hyundai Elantra N		<b>1'42.836</b>	0.994	0.018	11
7	<b>9 PARK</b> Junui	KOR	Soilte Indigo Racing	Target Competition (ITA)	Hyundai Elantra N	U25	<b>1'42.861</b>	1.019	0.025	9
8	<b>69 RAFFAELE</b> Francesca	ITA	Aikoa Racing	Aikoa Racing (ITA)	Audi RS3 LMS	U25	<b>1'42.890</b>	1.048	0.029	13
9	<b>1 LANGEVELD</b> Niels	NLD	MM Motorsport	MM Motorsport (ITA)	Honda Civic FL5		<b>1'42.915</b>	1.073	0.025	13
10	<b>23 VAHTEL</b> Mattias	EST	ALM Motorsport	ALM Motorsport (EST)	Honda Civic FK7 H70	U25	<b>1'43.111</b>	1.269	0.196	12
11	<b>25 ROCCA</b> Paolo	ITA	Rocca Paolo	MM Motorsport (ITA)	Honda Civic FK7 H70	U25	<b>1'43.168</b>	1.326	0.057	12
12	<b>44 IMBERTI</b> Michele	ITA	Imberti Michele		Hyundai i30 N		<b>1'43.171</b>	1.329	0.003	12
13	<b>70 PARK</b> Junesung	KOR	Soilte Indigo Racing	Target Competition (ITA)	Hyundai Elantra N		<b>1'43.181</b>	1.339	0.010	8
14	<b>19 FERNÁNDEZ</b> Felipe	ESP	Auto Club RC2 Valles	Auto Club RC2 Valles (ESP)	Audi RS3 LMS		<b>1'43.434</b>	1.592	0.253	12
15	<b>5 POLONI</b> Matteo	ITA	Poloni Matteo		Audi RS3 LMS		<b>1'43.447</b>	1.605	0.013	10
16	<b>40 ANTTI</b> Rammo	EST	ALM Motorsport	ALM Motorsport (EST)	Honda Civic FK7 H70		<b>1'43.481</b>	1.639	0.034	14
17	<b>77 PUSSIER</b> Sylvain	FRA	Pussier Sylvain	SP Competition (FRA)	Cupra Leon Competicion	MA	<b>1'43.508</b>	1.666	0.027	13
18	<b>3 GHERMANDI</b> Giacomo	ITA	LEMA Racing	LEMA Racing (SLO)	Audi RS3 LMS		<b>1'43.607</b>	1.765	0.099	13
19	<b>8 BABUIN</b> Denis	ITA	Babuini Denis		Audi RS3 LMS	MA	<b>1'43.631</b>	1.789	0.024	11
20	<b>11 REDUZZI</b> Damiano	ITA	Reduzzi Damiano	Trico WRT (ITA)	Hyundai Elantra N	MA	<b>1'43.821</b>	1.979	0.190	12
21	<b>12 FERNÁNDEZ</b> Rubén	ESP	Auto Club RC2 Valles	Auto Club RC2 Valles (ESP)	Audi RS3 LMS	MA	<b>1'43.919</b>	2.077	0.098	3
22	<b>37 LOPÉZ BOLOTÍN</b> Sergio	VEN	Auto Club RC2 Valles	Auto Club RC2 Valles (ESP)	Audi RS3 LMS		<b>1'43.926</b>	2.084	0.007	12
23	<b>64 LOSONCZY</b> Levente	HUN	Aggressive Team Italia	Aggressive Team Italia (ITA)	Hyundai Elantra N	U25	<b>1'43.950</b>	2.108	0.024	12
24	<b>21 GUIDA</b> Nicola	ITA	Guida Nicola		Audi RS3 LMS	MA	<b>1'43.985</b>	2.143	0.035	14
25	<b>10 PAOLINO</b> Federico	ITA	Paolino Federico		Audi RS3 LMS		<b>1'44.251</b>	2.409	0.266	12
26	<b>41 FERNÁNDEZ</b> Victor	ESP	Auto Club RC2 Valles	Auto Club RC2 Valles (ESP)	Audi RS3 LMS	MA	<b>1'44.266</b>	2.424	0.015	12
27	<b>22 NECCHI</b> Piero	ITA	Necchi Piero		Audi RS3 LMS		<b>1'44.289</b>	2.447	0.023	12
28	<b>4 GURRIERI</b> Raffaele	ITA	Gurrieri Raffaele		Cupra Leon	MA	<b>1'44.519</b>	2.677	0.230	10
29	<b>34 SCAMARDI</b> Giovanni	BEL	Aggressive Team Italia	Aggressive Team Italia (ITA)	Hyundai Elantra N		<b>1'44.622</b>	2.780	0.103	13
30	<b>13 VISDOMINI</b> Adriano	ITA	Visdomini Adriano		Hyundai i30 N	MA	<b>1'45.196</b>	3.354	0.574	13
31	<b>48 NATALONI</b> Nello	ITA	Nataloni Nello		Audi RS3 LMS		<b>1'45.559</b>	3.717	0.363	13
32	<b>73 MANOLIO</b> Gennaro	ITA	Manolio Gennaro		Hyundai i30 N		<b>1'45.632</b>	3.790	0.073	14
33	<b>96 PALANTI</b> Paolo	ITA	Aikoa Racing	Aikoa Racing (ITA)	Audi RS3 DSG		<b>1'45.662</b>	3.820	0.030	11
34	<b>92 FEDELI</b> Carlotta	ITA	Fedeli Carlotta	RC Motorsport (ITA)	Audi RS3 DSG		<b>1'46.116</b>	4.274	0.454	13
35	<b>33 CHIRIGUT</b> Horia-Traian	ROU	MM Motorsport	MM Motorsport (ITA)	Honda Civic FK7 H70	MA	<b>1'46.183</b>	4.341	0.067	12
36	<b>81 DALOKAY</b> Vedat Ali	TUR	Bitci Racing Team AMS	Bitci Racing Team AMS (TUR)	Audi RS3 DSG		<b>1'46.186</b>	4.344	0.003	12
37	<b>88 GALLO</b> Luigi	ITA	Gallo Luigi	RC Motorsport (ITA)	Audi RS3 DSG		<b>1'46.881</b>	5.039	0.695	14
38	<b>80 BARBERI</b> Filippo	ITA	Aikoa Racing	Aikoa Racing (ITA)	Audi RS3 DSG		<b>1'47.416</b>	5.574	0.535	11
39	<b>67 PELLEGRINI</b> Marco	ITA	Pellegrini Marco	Pinetti Motorsport (ITA)	Audi RS3 LMS	MA	<b>1'47.774</b>	5.932	0.358	10
40	<b>90 TRENTIN</b> Mauro	ITA	Trentin Mauro		Cupra Leon		<b>1'48.142</b>	6.300	0.368	12
41	<b>86 FANTILLI</b> Giorgio	ITA	Fantilli Giorgio		Cupra Leon		<b>1'49.099</b>	7.257	0.957	13
42	<b>91 CIOFFI</b> Alberto	ITA	Cioffi Alberto	Abate Cars Technology	Volkswagen Golf		<b>1'49.761</b>	7.919	0.662	11
43	<b>99 DE VECCHI</b> Stefano	ITA	Aikoa Racing	Aikoa Racing (ITA)	Audi RS3 DSG		<b>1'52.624</b>	10.782	2.863	10
44	<b>72 GIROLAMI</b> Franco	ARG	Aikoa Racing	Aikoa Racing (ITA)	Audi RS3 LMS					0

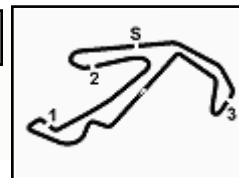
Umidità	60%	ARIA	19°C
Condizioni	DRY	Pista	39°C

Direttore di Gara : Fabrizio Fondacci

Direttore di Prova : Gianluca Marotta

Inizio	Fine
05/05/2023 13:29	14:02

Esposta alle: .....


**ACI Racing Weekend Misano, 6-7 Maggio 2023**
**TCR Italy - Classifica Prove Libere 2**

Misano Circuit Sic 58 4.226 m

2 / 3

**Highlights**

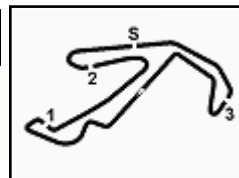
13.12		WORKING LANE NOW OPEN
13.29		Start
13.32		MUST RESPECT TRACK LIMITS ALL TURNS
13.36	<b>86 G. FANTILLI</b>	Time Deleted (1'52.469) - Exceeded Track Limits - Turn 6
13.36	<b>64 L. LOSONCZY</b>	Time Deleted (1'56.396) - Exceeded Track Limits - Turn 3
13.36	<b>37 S. LOPÉZ BOLOTÍN</b>	Time Deleted (4'01.250) - Exceeded Track Limits - Turn 16
13.36	<b>2 R. MASSARO</b>	Time Deleted (1'58.640) - Exceeded Track Limits - Turn 8
13.36		CAR 99 TEAM MANAGER REPORT IMMEDIATLY TO RACE CONTROL
13.38	<b>11 D. REDUZZI</b>	Time Deleted (1'46.007) - Exceeded Track Limits - Turn 14
13.39	<b>12 R. FERNÁNDEZ</b>	Transponder not working
13.39	<b>41 V. FERNÁNDEZ</b>	Time Deleted (1'46.056) - Exceeded Track Limits - Turn 6
13.40	<b>12 R. FERNÁNDEZ</b>	Black Flag With Orange Disc
13.40	<b>37 S. LOPÉZ BOLOTÍN</b>	Time Deleted (1'44.631) - Exceeded Track Limits - Turn 16
13.40	<b>10 F. PAOLINO</b>	Time Deleted (1'46.272) - Exceeded Track Limits - Turn 8
13.41	<b>70 J. PARK</b>	Time Deleted (1'43.278) - Exceeded Track Limits - Turn 16
13.41		CAR STOPPED IN PIT OUT, BE CAREFUL
13.42	<b>69 F. RAFFAELE</b>	Time Deleted (1'45.984) - Exceeded Track Limits - Turn 16
13.42	<b>9 J. PARK</b>	Time Deleted (1'43.981) - Exceeded Track Limits - Turn 16
13.42	<b>4 R. GURRIERI</b>	Time Deleted (9'56.690) - Exceeded Track Limits - Turn 8
13.42	<b>86 G. FANTILLI</b>	Time Deleted (1'49.514) - Exceeded Track Limits - Turn 14
13.43	<b>37 S. LOPÉZ BOLOTÍN</b>	Time Deleted (1'54.644) - Exceeded Track Limits - Turn 8
13.43		FCY
13.44		CAR RESCUE AT TURN 13
13.46		FCY ending in 10 sec
13.46		Green Flag
13.47	<b>12 R. FERNÁNDEZ</b>	Transponder is not working
13.50	<b>1 N. LANGEVELD</b>	Time Deleted (1'44.050) - Exceeded Track Limits - Turn 16
13.50	<b>8 D. BABUIN</b>	Time Deleted (1'44.482) - Exceeded Track Limits - Turn 13
13.50	<b>13 A. VISDOMINI</b>	Time Deleted (2'06.085) - Exceeded Track Limits - Turn 16
13.50	<b>67 M. PELLEGRINI</b>	Time Deleted (1'45.514) - Exceeded Track Limits - Turn 6
13.51	<b>5 M. POLONI</b>	Time Deleted (1'44.149) - Exceeded Track Limits - Turn 8
13.52	<b>25 P. ROCCA</b>	Time Deleted (1'44.352) - Exceeded Track Limits - Turn 8
13.53	<b>34 G. SCAMARDI</b>	Time Deleted (1'45.274) - Exceeded Track Limits - Turn 16
13.53	<b>5 M. POLONI</b>	Time Deleted (2'00.376) - Exceeded Track Limits - Turn 8
13.53		SLOW CAR ON TRACK
13.54	<b>1 N. LANGEVELD</b>	Time Deleted (1'44.045) - Exceeded Track Limits - Turn 6
13.54	<b>76 A. COMTE</b>	Time Deleted (1'41.905) - Exceeded Track Limits - Turn 6
13.54	<b>69 F. RAFFAELE</b>	Time Deleted (1'43.612) - Exceeded Track Limits - Turn 14
13.55	<b>14 F. JELMINI</b>	Time Deleted (1'42.269) - Exceeded Track Limits - Turn 16
13.55	<b>10 F. PAOLINO</b>	Time Deleted (1'46.654) - Exceeded Track Limits - Turn 14
13.57	<b>22 P. NECCHI</b>	Time Deleted (1'43.937) - Exceeded Track Limits - Turn 16
13.57	<b>1 N. LANGEVELD</b>	Time Deleted (1'43.630) - Exceeded Track Limits - Turn 6
13.57	<b>40 R. ANTTI</b>	Time Deleted (1'44.422) - Exceeded Track Limits - Turn 16
13.58	<b>34 G. SCAMARDI</b>	Time Deleted (1'44.457) - Exceeded Track Limits - Turn 16
13.58	<b>67 M. PELLEGRINI</b>	Time Deleted (2'40.880) - Exceeded Track Limits - Turn 8
13.58	<b>10 F. PAOLINO</b>	Time Deleted (1'44.171) - Exceeded Track Limits - Turn 8
13.59	<b>34 G. SCAMARDI</b>	Current Lap Deleted - Exceeded Track Limits - Turn 6
14.00	<b>33 H. CHIRIGUT</b>	Time Deleted (1'46.479) - Exceeded Track Limits - Turn 16
14.02		End of Session

Direttore di Gara : Fabrizio Fondacci

Direttore di Prova : Gianluca Marotta

	Inizio	Fine
05/05/2023	13:29	14:02

Esposta alle: .....


**ACI Racing Weekend Misano, 6-7 Maggio 2023**
**TCR Italy - Classifica Prove Libere 2**

Misano Circuit Sic 58 4.226 m

**3 / 3**
**Fastest Laps Sequence**

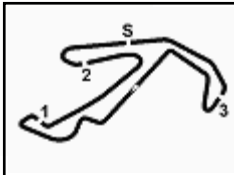
Num.	Concorrente	Naz	Team	Auto	Local Time	Tempo	Dist.	Media
9	J. PARK	KOR	Target Competition	Hyundai Elantra N	13:33'57.415	<b>1'44.857</b>		145,089
64	L. LOSONCZY	HUN	Aggressive Team Italia	Hyundai Elantra N	13:34'05.942	<b>1'44.597</b>	-0.260	145,450
2	R. MASSARO	ITA	Target Competition	Hyundai Elantra N	13:35'59.467	<b>1'44.403</b>	-0.194	145,720
8	D. BABUIN	ITA		Audi RS3 LMS	13:36'20.812	<b>1'44.096</b>	-0.307	146,150
21	N. GUIDA	ITA		Audi RS3 LMS	13:36'49.677	<b>1'43.985</b>	-0.111	146,306
76	A. COMTE	FRA	SP Competition	Cupra Leon Competicion	13:38'19.118	<b>1'43.569</b>	-0.416	146,893
76	A. COMTE	FRA	SP Competition	Cupra Leon Competicion	13:41'51.854	<b>1'43.411</b>	-0.158	147,118
76	A. COMTE	FRA	SP Competition	Cupra Leon Competicion	13:43'35.087	<b>1'43.233</b>	-0.178	147,371
1	N. LANGEVELD	NLD	MM Motorsport	Honda Civic FL5	13:43'38.694	<b>1'42.915</b>	-0.318	147,827
2	R. MASSARO	ITA	Target Competition	Hyundai Elantra N	13:51'25.573	<b>1'42.836</b>	-0.079	147,940
14	F. JELMINI	ITA	PMA	Audi RS3 LMS	13:51'30.860	<b>1'41.842</b>	-0.994	149,384

Direttore di Gara : Fabrizio Fondacci

Direttore di Prova : Gianluca Marotta

05/05/2023      Inizio 13:29      Fine 14:02

Esposta alle: .....



## ACI Racing Weekend Misano, 6-7 Maggio 2023

### TCR Italy - Best Sectors & Speed Prove Libere 2

Misano Circuit Sic 58 4.226 m

1 / 2

**MIGLIOR GIRO**

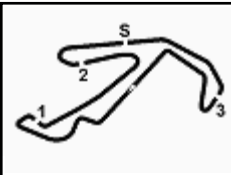
1	<b>14 JELMINI</b> Felice	Audi RS3 LMS	1'41.842
2	<b>27 VOLT</b> Ruben	Honda Civic FK7 H70	1'41.968
3	<b>76 COMTE</b> Aurelien	Cupra Leon Competicion	1'42.556
4	<b>30 BARBERINI</b> Cosimo	Cupra Leon Competicion	1'42.737
5	<b>18 BUTTI</b> Marco	Hvundai Elantra N	1'42.818
6	<b>2 MASSARO</b> Rodolfo	Hvundai Elantra N	1'42.836
7	<b>9 PARK</b> Junui	Hvundai Elantra N	1'42.861
8	<b>69 RAFFAELE</b> Francesca	Audi RS3 LMS	1'42.890
9	<b>1 LANGEVELD</b> Niels	Honda Civic FL5	1'42.915
10	<b>23 VAHTEL</b> Mattias	Honda Civic FK7 H70	1'43.111
11	<b>25 ROCCA</b> Paolo	Honda Civic FK7 H70	1'43.168
12	<b>44 IMBERTI</b> Michele	Hvundai i30 N	1'43.171
13	<b>70 PARK</b> Junesung	Hvundai Elantra N	1'43.181
14	<b>19 FERNÁNDEZ</b> Felipe	Audi RS3 LMS	1'43.434
15	<b>5 POLONI</b> Matteo	Audi RS3 LMS	1'43.447
16	<b>40 ANTTI</b> Rammo	Honda Civic FK7 H70	1'43.481
17	<b>77 PUSSIER</b> Sylvain	Cupra Leon Competicion	1'43.508
18	<b>3 GHERMANDI</b> Giacomo	Audi RS3 LMS	1'43.607
19	<b>8 BABUIN</b> Denis	Audi RS3 LMS	1'43.631
20	<b>11 REDUZZI</b> Damiano	Hvundai Elantra N	1'43.821
21	<b>12 FERNÁNDEZ</b> Rubén	Audi RS3 LMS	1'43.919
22	<b>37 LOPÉZ BOLOTÍN</b> Sergio	Audi RS3 LMS	1'43.926
23	<b>64 LOSONCZY</b> Levente	Hvundai Elantra N	1'43.950
24	<b>21 GUIDA</b> Nicola	Audi RS3 LMS	1'43.985
25	<b>10 PAOLINO</b> Federico	Audi RS3 LMS	1'44.251
26	<b>41 FERNÁNDEZ</b> Victor	Audi RS3 LMS	1'44.266
27	<b>22 NECCHI</b> Piero	Audi RS3 LMS	1'44.289
28	<b>4 GURRIERI</b> Raffaele	Cupra Leon	1'44.519
29	<b>34 SCAMARDI</b> Giovanni	Hvundai Elantra N	1'44.622
30	<b>13 VISDOMINI</b> Adriano	Hvundai i30 N	1'45.196
31	<b>48 NATALONI</b> Nello	Audi RS3 LMS	1'45.559
32	<b>73 MANOLIO</b> Gennaro	Hvundai i30 N	1'45.632
33	<b>96 PALANTI</b> Paolo	Audi RS3 DSG	1'45.662
34	<b>92 FEDELI</b> Carlotta	Audi RS3 DSG	1'46.116
35	<b>33 CHIRIGUT</b> Horia-Traian	Honda Civic FK7 H70	1'46.183
36	<b>81 DALOKAY</b> Vedat Ali	Audi RS3 DSG	1'46.186
37	<b>88 GALLO</b> Luigi	Audi RS3 DSG	1'46.881
38	<b>80 BARBERI</b> Filippo	Audi RS3 DSG	1'47.416
39	<b>67 PELLEGRINI</b> Marco	Audi RS3 LMS	1'47.774
40	<b>90 TRENTIN</b> Mauro	Cupra Leon	1'48.142
41	<b>86 FANTILLI</b> Giorgio	Cupra Leon	1'49.099
42	<b>91 CIOFFI</b> Alberto	Volkswaeden Golf	1'49.761
43	<b>99 DE VECCHI</b> Stefano	Audi RS3 DSG	1'52.624
44	<b>72 GIROLAMI</b> Franco	Audi RS3 LMS	

**SPEED**

1	<b>5 POLONI</b> Matteo	Audi RS3 LMS	204,5
2	<b>8 BABUIN</b> Denis	Audi RS3 LMS	203,0
3	<b>3 GHERMANDI</b> Giacomo	Audi RS3 LMS	200,7
4	<b>44 IMBERTI</b> Michele	Hyundai i30 N	200,4
5	<b>12 FERNÁNDEZ</b> Rubén	Audi RS3 LMS	200,4
6	<b>21 GUIDA</b> Nicola	Audi RS3 LMS	199,6
7	<b>69 RAFFAELE</b> Francesca	Audi RS3 LMS	199,3
8	<b>19 FERNÁNDEZ</b> Felipe	Audi RS3 LMS	199,3
9	<b>67 PELLEGRINI</b> Marco	Audi RS3 LMS	198,9
10	<b>1 LANGEVELD</b> Niels	Honda Civic FL5	198,9
11	<b>37 LOPÉZ BOLOTÍN</b> Sergio	Audi RS3 LMS	198,5
12	<b>14 JELMINI</b> Felice	Audi RS3 LMS	198,5
13	<b>41 FERNÁNDEZ</b> Victor	Audi RS3 LMS	198,5
14	<b>48 NATALONI</b> Nello	Audi RS3 LMS	198,2
15	<b>76 COMTE</b> Aurelien	Cupra Leon Competicion	198,2
16	<b>73 MANOLIO</b> Gennaro	Hyundai i30 N	197,8
17	<b>10 PAOLINO</b> Federico	Audi RS3 LMS	197,8
18	<b>13 VISDOMINI</b> Adriano	Hyundai i30 N	197,8
19	<b>86 FANTILLI</b> Giorgio	Cupra Leon	197,1
20	<b>77 PUSSIER</b> Sylvain	Cupra Leon Competicion	197,1
21	<b>22 NECCHI</b> Piero	Audi RS3 LMS	197,1
22	<b>23 VAHTEL</b> Mattias	Honda Civic FK7 H70	196,4
23	<b>4 GURRIERI</b> Raffaele	Cupra Leon	196,4
24	<b>40 ANTTI</b> Rammo	Honda Civic FK7 H70	196,4
25	<b>30 BARBERINI</b> Cosimo	Cupra Leon Competicion	196,4
26	<b>27 VOLT</b> Ruben	Honda Civic FK7 H70	196,0
27	<b>18 BUTTI</b> Marco	Hyundai Elantra N	195,7
28	<b>88 GALLO</b> Luigi	Audi RS3 DSG	195,7
29	<b>64 LOSONCZY</b> Levente	Hyundai Elantra N	195,3
30	<b>70 PARK</b> Junesung	Hyundai Elantra N	194,9
31	<b>9 PARK</b> Junui	Hyundai Elantra N	194,6
32	<b>33 CHIRIGUT</b> Horia-Traian	Honda Civic FK7 H70	194,6
33	<b>34 SCAMARDI</b> Giovanni	Hyundai Elantra N	194,2
34	<b>25 ROCCA</b> Paolo	Honda Civic FK7 H70	194,2
35	<b>2 MASSARO</b> Rodolfo	Hyundai Elantra N	193,9
36	<b>11 REDUZZI</b> Damiano	Hyundai Elantra N	193,9
37	<b>81 DALOKAY</b> Vedat Ali	Audi RS3 DSG	193,5
38	<b>92 FEDELI</b> Carlotta	Audi RS3 DSG	193,5
39	<b>90 TRENTIN</b> Mauro	Cupra Leon	192,9
40	<b>96 PALANTI</b> Paolo	Audi RS3 DSG	191,5
41	<b>80 BARBERI</b> Filippo	Audi RS3 DSG	190,5
42	<b>99 DE VECCHI</b> Stefano	Audi RS3 DSG	188,8
43	<b>91 CIOFFI</b> Alberto	Volkswagen Golf	187,2
44	<b>72 GIROLAMI</b> Franco	Audi RS3 LMS	162,7

05/05/2023





## ACI Racing Weekend Misano, 6-7 Maggio 2023

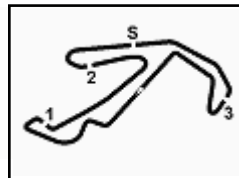
### TCR Italy - Best Sectors & Speed Prove Libere 2

Misano Circuit Sic 58 4.226 m

2 / 2

SEG. 1			SEG. 2			SEG. 3			SEG. 4						
1	27	VOLT Ruben	26.284	1	44	IMBERTI Michele	24.179	1	14	JELMINI Felice	28.655	1	14	JELMINI Felice	22.362
2	2	MASSARO Rodolfo	26.351	2	30	BARBERINI Cosimo	24.218	2	27	VOLT Ruben	28.684	2	27	VOLT Ruben	22.621
3	14	JELMINI Felice	26.445	3	14	JELMINI Felice	24.219	3	76	COMTE Aurelien	28.754	3	69	RAFFAELE Francesca	22.630
4	76	COMTE Aurelien	26.473	4	27	VOLT Ruben	24.252	4	18	BUTTI Marco	28.809	4	76	COMTE Aurelien	22.643
5	18	BUTTI Marco	26.509	5	69	RAFFAELE Francesca	24.262	5	3	GHERMANDI Giacomo	28.828	5	18	BUTTI Marco	22.665
6	1	LANGEVELD Niels	26.660	6	25	ROCCA Paolo	24.287	6	1	LANGEVELD Niels	28.838	6	30	BARBERINI Cosimo	22.671
7	9	PARK Junui	26.685	7	5	POLONI Matteo	24.318	7	30	BARBERINI Cosimo	28.838	7	9	PARK Junui	22.706
8	70	PARK Junesung	26.735	8	76	COMTE Aurelien	24.362	8	19	FERNÁNDEZ Felipe	28.867	8	25	ROCCA Paolo	22.709
9	30	BARBERINI Cosimo	26.746	9	23	VAHTEL Mattias	24.380	9	67	PELLEGRINI Marco	28.897	9	44	IMBERTI Michele	22.754
10	69	RAFFAELE Francesca	26.761	10	1	LANGEVELD Niels	24.412	10	23	VAHTEL Mattias	28.914	10	21	GUIDA Nicola	22.782
11	25	ROCCA Paolo	26.795	11	70	PARK Junesung	24.414	11	69	RAFFAELE Francesca	28.929	11	5	POLONI Matteo	22.783
12	23	VAHTEL Mattias	26.822	12	18	BUTTI Marco	24.414	12	9	PARK Junui	28.936	12	23	VAHTEL Mattias	22.786
13	40	ANTTI Rammo	26.831	13	40	ANTTI Rammo	24.422	13	44	IMBERTI Michele	28.964	13	70	PARK Junesung	22.797
14	3	GHERMANDI Giacomo	26.869	14	2	MASSARO Rodolfo	24.430	14	40	ANTTI Rammo	28.986	14	19	FERNÁNDEZ Felipe	22.807
15	64	LOSONCZY Levente	26.897	15	21	GUIDA Nicola	24.460	15	12	FERNÁNDEZ Rubén	29.014	15	3	GHERMANDI Giacomo	22.808
16	77	PUSSIER Sylvain	26.966	16	77	PUSSIER Sylvain	24.484	16	37	LOPÉZ BOLOTÍN Sergio	29.015	16	40	ANTTI Rammo	22.827
17	11	REDUZZI Damiano	26.987	17	8	BABUIN Denis	24.486	17	21	GUIDA Nicola	29.067	17	11	REDUZZI Damiano	22.843
18	5	POLONI Matteo	26.997	18	4	GURRIERI Raffaele	24.517	18	8	BABUIN Denis	29.094	18	8	BABUIN Denis	22.880
19	67	PELLEGRINI Marco	27.020	19	22	NECCHI Piero	24.526	19	25	ROCCA Paolo	29.099	19	37	LOPÉZ BOLOTÍN Sergio	22.889
20	22	NECCHI Piero	27.035	20	9	PARK Junui	24.534	20	70	PARK Junesung	29.101	20	1	LANGEVELD Niels	22.890
21	44	IMBERTI Michele	27.036	21	3	GHERMANDI Giacomo	24.579	21	77	PUSSIER Sylvain	29.107	21	64	LOSONCZY Levente	22.891
22	8	BABUIN Denis	27.037	22	11	REDUZZI Damiano	24.592	22	2	MASSARO Rodolfo	29.119	22	41	FERNÁNDEZ Victor	22.895
23	10	PAOLINO Federico	27.074	23	67	PELLEGRINI Marco	24.600	23	4	GURRIERI Raffaele	29.134	23	34	SCAMARDI Giovanni	22.934
24	19	FERNÁNDEZ Felipe	27.137	24	19	FERNÁNDEZ Felipe	24.600	24	5	POLONI Matteo	29.193	24	2	MASSARO Rodolfo	22.936
25	12	FERNÁNDEZ Rubén	27.142	25	12	FERNÁNDEZ Rubén	24.619	25	11	REDUZZI Damiano	29.213	25	77	PUSSIER Sylvain	22.950
26	37	LOPÉZ BOLOTÍN Sergio	27.168	26	10	PAOLINO Federico	24.675	26	22	NECCHI Piero	29.213	26	4	GURRIERI Raffaele	23.042
27	34	SCAMARDI Giovanni	27.180	27	37	LOPÉZ BOLOTÍN Sergio	24.677	27	64	LOSONCZY Levente	29.226	27	10	PAOLINO Federico	23.067
28	4	GURRIERI Raffaele	27.188	28	34	SCAMARDI Giovanni	24.684	28	41	FERNÁNDEZ Victor	29.255	28	67	PELLEGRINI Marco	23.076
29	21	GUIDA Nicola	27.220	29	13	VISDOMINI Adriano	24.687	29	10	PAOLINO Federico	29.285	29	22	NECCHI Piero	23.097
30	41	FERNÁNDEZ Victor	27.292	30	64	LOSONCZY Levente	24.700	30	13	VISDOMINI Adriano	29.296	30	33	CHIRIGUT Horia-Traian	23.105
31	13	VISDOMINI Adriano	27.361	31	41	FERNÁNDEZ Victor	24.706	31	48	NATALONI Nello	29.342	31	12	FERNÁNDEZ Rubén	23.178
32	73	MANOLIO Gennaro	27.464	32	33	CHIRIGUT Horia-Traian	24.818	32	34	SCAMARDI Giovanni	29.405	32	96	PALANTI Paolo	23.268
33	96	PALANTI Paolo	27.484	33	73	MANOLIO Gennaro	25.013	33	96	PALANTI Paolo	29.460	33	81	DALOKAY Vedat Ali	23.286
34	92	FEDELI Carlotta	27.594	34	48	NATALONI Nello	25.034	34	73	MANOLIO Gennaro	29.631	34	92	FEDELI Carlotta	23.287
35	48	NATALONI Nello	27.596	35	81	DALOKAY Vedat Ali	25.067	35	92	FEDELI Carlotta	29.803	35	13	VISDOMINI Adriano	23.382
36	81	DALOKAY Vedat Ali	27.633	36	96	PALANTI Paolo	25.131	36	33	CHIRIGUT Horia-Traian	29.830	36	73	MANOLIO Gennaro	23.411
37	33	CHIRIGUT Horia-Traian	27.747	37	92	FEDELI Carlotta	25.149	37	81	DALOKAY Vedat Ali	29.878	37	80	BARBERI Filippo	23.477
38	88	GALLO Luigi	27.792	38	88	GALLO Luigi	25.213	38	88	GALLO Luigi	30.068	38	48	NATALONI Nello	23.509
39	80	BARBERI Filippo	27.802	39	90	TRENTIN Mauro	25.315	39	80	BARBERI Filippo	30.069	39	88	GALLO Luigi	23.612
40	90	TRENTIN Mauro	27.920	40	80	BARBERI Filippo	25.484	40	86	FANTILLI Giorgio	30.356	40	91	CIOFFI Alberto	24.017
41	99	DE VECCHI Stefano	28.299	41	86	FANTILLI Giorgio	25.722	41	90	TRENTIN Mauro	30.432	41	90	TRENTIN Mauro	24.064
42	91	CIOFFI Alberto	28.348	42	91	CIOFFI Alberto	25.815	42	99	DE VECCHI Stefano	31.065	42	86	FANTILLI Giorgio	24.104
43	86	FANTILLI Giorgio	28.537	43	99	DE VECCHI Stefano	26.134	43	91	CIOFFI Alberto	31.119	43	99	DE VECCHI Stefano	24.502
				44	72	GIROLAMI Franco	37.119	44	72	GIROLAMI Franco	38.754				





# ACI Racing Weekend Misano, 6-7 Maggio 2023

## TCR Italy - Ideal Time Prove Libere 2

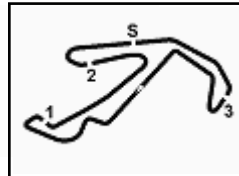
Misano Circuit Sic 58 4.226 m

**1 / 2**

Num.	Conduuttore	Auto	Seg. 1	Seg. 2	Seg. 3	Seg. 4	Ideal Time		
			Diff. 1	Diff. 2	Diff. 3	Diff. 4	Miglior Giro	Pos.	Diff.
1	<b>14 JELMINI F.</b> (ITA)	Audi RS3 LMS	26.445	24.219	<b>28.655</b> +0.161	22.362	<b>1'41.681</b> 1'41.842	1	0.161
2	<b>27 VOLT R.</b> (EST)	Honda Civic FK7 H70	26.284	24.252	28.684	22.621 +0.127	<b>1'41.841</b> 1'41.968	2	0.127
3	<b>76 COMTE A.</b> (FRA)	Cupra Leon Competicion	26.473 +0.170	24.362 +0.130	28.754	22.643 +0.024	<b>1'42.232</b> 1'42.556	3	0.324
4	<b>18 BUTTI M.</b> (ITA)	Hyundai Elantra N	26.509	24.414 +0.334	28.809 +0.087	22.665	<b>1'42.397</b> 1'42.818	5	0.421
5	<b>30 BARBERINI C.</b> (ITA)	Cupra Leon Competicion	26.746 +0.124	24.218 +0.048	28.838 +0.092	22.671	<b>1'42.473</b> 1'42.737	4	0.264
6	<b>69 RAFFAELE F.</b> (ITA)	Audi RS3 LMS	26.761 +0.005	24.262 +0.068	28.929	22.630 +0.235	<b>1'42.582</b> 1'42.890	8	0.308
7	<b>1 LANGEVELD N.</b> (NLD)	Honda Civic FL5	26.660	24.412	28.838	22.890 +0.115	<b>1'42.800</b> 1'42.915	9	0.115
8	<b>2 MASSARO R.</b> (ITA)	Hyundai Elantra N	26.351	24.430	29.119	22.936	<b>1'42.836</b> 1'42.836	6	
9	<b>9 PARK J.</b> (KOR)	Hyundai Elantra N	26.685	24.534	28.936	22.706	<b>1'42.861</b> 1'42.861	7	
10	<b>25 ROCCA P.</b> (ITA)	Honda Civic FK7 H70	26.795 +0.188	24.287	29.099 +0.090	22.709	<b>1'42.890</b> 1'43.168	11	0.278
11	<b>23 VAHTEL M.</b> (EST)	Honda Civic FK7 H70	26.822	24.380 +0.185	28.914	22.786 +0.024	<b>1'42.902</b> 1'43.111	10	0.209
12	<b>44 IMBERTI M.</b> (ITA)	Hyundai i30 N	27.036 +0.158	<b>24.179</b>	28.964 +0.061	22.754 +0.019	<b>1'42.933</b> 1'43.171	12	0.238
13	<b>70 PARK J.</b> (KOR)	Hyundai Elantra N	26.735 +0.052	24.414 +0.082	29.101	22.797	<b>1'43.047</b> 1'43.181	13	0.134
14	<b>40 ANTTI R.</b> (EST)	Honda Civic FK7 H70	26.831	24.422 +0.297	28.986	22.827 +0.118	<b>1'43.066</b> 1'43.481	16	0.415
15	<b>3 GHERMANDI G.</b> (ITA)	Audi RS3 LMS	26.869 +0.171	24.579 +0.276	28.828	22.808 +0.076	<b>1'43.084</b> 1'43.607	18	0.523
16	<b>5 POLONI M.</b> (ITA)	Audi RS3 LMS	26.997	24.318	29.193 +0.023	22.783 +0.133	<b>1'43.291</b> 1'43.447	15	0.156
17	<b>19 FERNÁNDEZ F.</b> (ESP)	Audi RS3 LMS	27.137 +0.015	24.600 +0.008	28.867	22.807	<b>1'43.411</b> 1'43.434	14	0.023
18	<b>8 BABUIN D.</b> (ITA)	Audi RS3 LMS	27.037 +0.108	24.486	29.094	22.880 +0.026	<b>1'43.497</b> 1'43.631	19	0.134
19	<b>77 PUSSIER S.</b> (FRA)	Cupra Leon Competicion	26.966	24.484	29.107 +0.001	22.950	<b>1'43.507</b> 1'43.508	17	0.001
20	<b>21 GUIDA N.</b> (ITA)	Audi RS3 LMS	27.220	24.460 +0.077	29.067 +0.379	22.782	<b>1'43.529</b> 1'43.985	24	0.456
21	<b>67 PELLEGRINI M.</b> (ITA)	Audi RS3 LMS	27.020 +0.099	24.600	28.897	23.076 +4.082	<b>1'43.593</b> 1'47.774	39	4.181
22	<b>11 REDUZZI D.</b> (ITA)	Hyundai Elantra N	26.987	24.592 +0.186	29.213	22.843	<b>1'43.635</b> 1'43.821	20	0.186
23	<b>64 LOSONCZY L.</b> (HUN)	Hyundai Elantra N	26.897 +0.127	24.700	29.226 +0.109	22.891	<b>1'43.714</b> 1'43.950	23	0.236
24	<b>37 LOPÉZ BOLOTÍN S.</b> (VE)	Audi RS3 LMS	27.168 +0.041	24.677 +0.047	29.015	22.889 +0.089	<b>1'43.749</b> 1'43.926	22	0.177
25	<b>22 NECCHI P.</b> (ITA)	Audi RS3 LMS	27.035 +0.212	24.526 +0.065	29.213 +0.141	23.097	<b>1'43.871</b> 1'44.289	27	0.418
26	<b>4 GURRIERI R.</b> (ITA)	Cupra Leon	27.188 +0.612	24.517 +0.026	29.134	23.042	<b>1'43.881</b> 1'44.519	28	0.638
27	<b>10 PAOLINO F.</b> (ITA)	Audi RS3 LMS	27.074 +0.150	24.675	29.285	23.067	<b>1'44.101</b> 1'44.251	25	0.150
28	<b>41 FERNÁNDEZ V.</b> (ESP)	Audi RS3 LMS	27.292	24.706	29.255 +0.118	22.895	<b>1'44.148</b> 1'44.266	26	0.118
29	<b>34 SCAMARDI G.</b> (BEL)	Hyundai Elantra N	27.180 +0.039	24.684 +0.117	29.405 +0.259	22.934 +0.004	<b>1'44.203</b> 1'44.622	29	0.419
30	<b>13 VISDOMINI A.</b> (ITA)	Hyundai i30 N	27.361 +0.103	24.687	29.296 +0.121	23.382 +0.246	<b>1'44.726</b> 1'45.196	30	0.470
31	<b>96 PALANTI P.</b> (ITA)	Audi RS3 DSG	27.484	25.131	29.460	23.268 +0.319	<b>1'45.343</b> 1'45.662	33	0.319
32	<b>48 NATALONI N.</b> (ITA)	Audi RS3 LMS	27.596	25.034	29.342	23.509 +0.078	<b>1'45.481</b> 1'45.559	31	0.078
33	<b>33 CHIRIGUT H.</b> (ROU)	Honda Civic FK7 H70	27.747 +0.374	24.818 +0.309	29.830	23.105	<b>1'45.500</b> 1'46.183	35	0.683

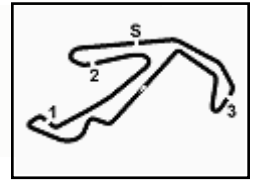
05/05/2023




**ACI Racing Weekend Misano, 6-7 Maggio 2023**
**TCR Italy - Ideal Time Prove Libere 2**

 Misano Circuit Sic 58 4.226 m  
**2 / 2**

Num. Conducente	Auto	Seg. 1	Seg. 2	Seg. 3	Seg. 4	Ideal Time			
		Diff. 1	Diff. 2	Diff. 3	Diff. 4	Miglior Giro	Pos.	Diff.	
34	<b>73 MANOLIO G.</b> (ITA)	Hyundai i30 N	27.464 +0.018	25.013	29.631	23.411 +0.095	<b>1'45.519</b> 1'45.632	32	0.113
35	<b>92 FEDELI C.</b> (ITA)	Audi RS3 DSG	27.594	25.149	29.803	23.287 +0.283	<b>1'45.833</b> 1'46.116	34	0.283
36	<b>81 DALOKAY V.</b> (TUR)	Audi RS3 DSG	27.633 +0.070	25.067 +0.015	29.878 +0.036	23.286 +0.201	<b>1'45.864</b> 1'46.186	36	0.322
37	<b>88 GALLO L.</b> (ITA)	Audi RS3 DSG	27.792 +0.029	25.213 +0.100	30.068 +0.009	23.612 +0.058	<b>1'46.685</b> 1'46.881	37	0.196
38	<b>80 BARBERI F.</b> (ITA)	Audi RS3 DSG	27.802 +0.130	25.484	30.069 +0.276	23.477 +0.178	<b>1'46.832</b> 1'47.416	38	0.584
39	<b>90 TRENTIN M.</b> (ITA)	Cupra Leon	27.920 +0.059	25.315 +0.085	30.432	24.064 +0.267	<b>1'47.731</b> 1'48.142	40	0.411
40	<b>86 FANTILLI G.</b> (ITA)	Cupra Leon	28.537 +0.178	25.722	30.356	24.104 +0.202	<b>1'48.719</b> 1'49.099	41	0.380
41	<b>91 CIOFFI A.</b> (ITA)	Volkswagen Golf	28.348	25.815 +0.166	31.119	24.017 +0.296	<b>1'49.299</b> 1'49.761	42	0.462
42	<b>99 DE VECCHI S.</b> (ITA)	Audi RS3 DSG	28.299 +1.660	26.134 +0.516	31.065 +0.115	24.502 +0.333	<b>1'50.000</b> 1'52.624	43	2.624
	<b>72 GIROLAMI F.</b> (ARG)	Audi RS3 LMS							
	<b>12 FERNÁNDEZ R.</b> (ESP)	Audi RS3 LMS		Tratto Mancante				1'43.919	
<b>Ideal Time Assoluto</b>			26.284	24.179	28.655	22.362	<b>1'41.480</b>		



# ACI Racing Weekend Misano, 6-7 Maggio 2023

## TCR Italy - Analisi Tempi Prove Libere 2

Misano Circuit Sic 58.4.226 m

1 / 6

1 N. LANGEVELD (1'42.915)							
Giro	Seg.1	Seg.2	Seg.3	Seg.4	T. Giro	km/h	Local Time
1		29.599	34.739	27.341		166,4	13:32'48.787
2	30.825	27.719	36.135	45.837	2'20.516P	146,5	13:35'09.303
3	2'51.172	28.282	32.570	36.710	4'28.734P	186,2	13:39'38.037
4	1'00.622	24.657	29.090	23.373	2'17.742P	196,4	13:41'55.779
5	<b>26.660</b>	<b>24.412</b>	<b>28.838</b>	23.005	<b>1'42.915</b>	197,1	13:43'38.694
6	39.369	50.672	1'03.326	23.498	2'56.865	74,8	13:46'35.559
7	26.772	24.420	29.205	<b>22.890</b>	1'43.287	195,7	13:48'18.846
8	26.732	25.418	29.064	22.836	1'44.050C	196,4	13:50'02.896
9	27.020	24.562	28.960	23.027	1'43.569	197,8	13:51'46.465
10	27.267	24.660	29.172	22.996	1'44.095	198,5	13:53'30.560
11	26.877	24.512	29.565	23.091	1'44.045C	<b>198,9</b>	13:55'14.605
12	27.061	25.021	29.022	23.082	1'44.186	197,8	13:56'58.791
13	26.955	24.497	29.116	23.062	1'43.630C	198,2	13:58'42.421
14	26.993	<b>24.412</b>	28.941	22.987	1'43.333	198,5	14:00'25.754

5 M. POLONI (1'43.447)							
Giro	Seg.1	Seg.2	Seg.3	Seg.4	T. Giro	km/h	Local Time
1		40.128	42.856	40.443		117,1	13:33'28.492
2	3'04.632	30.386	33.351	25.672	4'34.041P	194,6	13:38'02.533
3	32.406	26.900	29.860	23.215	1'52.381	198,5	13:39'54.914
4	27.275	24.468	29.293	<b>22.783</b>	1'43.819	200,7	13:41'38.733
5	<b>26.997</b>	<b>24.318</b>	29.216	22.916	<b>1'43.447</b>	200,0	13:43'22.180
6	27.110	39.840	1'02.777	59.495	3'09.222P	85,3	13:46'31.402
7	2'49.087	25.042	29.664	24.147	4'07.940P	203,0	13:50'39.342
8	27.200	24.546	29.215	23.188	1'44.149C	201,9	13:52'23.491
9	27.217	24.672	30.987	37.500	2'00.376CP	200,0	13:54'23.867
10	2'22.975	24.528	<b>29.193</b>	25.143	3'41.839P	<b>204,5</b>	13:58'05.706
11	27.151	24.531	29.324	23.036	1'44.042	201,1	13:59'49.748

2 R. MASSARO (1'42.836)							
Giro	Seg.1	Seg.2	Seg.3	Seg.4	T. Giro	km/h	Local Time
1		29.880	33.581	27.825		188,5	13:32'22.427
2	28.673	28.286	32.141	23.537	1'52.637	183,4	13:34'15.064
3	26.952	24.701	29.376	23.374	1'44.403	193,2	13:35'59.467
4	26.965	25.014	29.315	37.346	1'58.640CP	193,2	13:37'58.107
5	4'31.670	29.662	34.789	46.190	6'22.311P	147,7	13:44'20.418
6	2'17.663	25.796	29.501	25.856	3'38.816P	192,5	13:47'59.234
7	26.522	24.632	29.342	23.007	1'43.503	<b>193,9</b>	13:49'42.737
8	<b>26.351</b>	<b>24.430</b>	<b>29.119</b>	<b>22.936</b>	<b>1'42.836</b>	<b>193,9</b>	13:51'25.573
9	26.708	24.586	29.183	29.155	1'49.632	193,2	13:53'15.205
10	26.935	24.542	29.206	22.975	1'43.658	<b>193,9</b>	13:54'58.863
11	33.398	28.656	29.764	23.451	1'55.269	192,9	13:56'54.132
12	26.940	24.730	29.580	36.097	1'57.347P	193,5	13:58'51.479

8 D. BABUIN (1'43.631)							
Giro	Seg.1	Seg.2	Seg.3	Seg.4	T. Giro	km/h	Local Time
1		28.512	32.346	26.132		197,8	13:32'49.438
2	28.631	25.081	30.399	23.167	1'47.278	198,2	13:34'36.716
3	<b>27.037</b>	24.694	29.485	<b>22.880</b>	1'44.096	200,7	13:36'20.812
4	27.267	24.563	29.548	23.186	1'44.564	200,0	13:38'05.376
5	27.145	<b>24.486</b>	<b>29.094</b>	22.906	<b>1'43.631</b>	198,5	13:39'49.007
6	27.649	31.016	34.905	5'08.681	6'42.251P	177,0	13:46'31.258
7	44.841	25.036	29.678	23.100	2'02.655P	198,2	13:48'33.913
8	27.224	24.496	29.603	23.159	1'44.482C	201,1	13:50'18.395
9	27.514	24.780	29.364	23.135	1'44.793	198,9	13:52'03.188
10	27.598	24.583	29.739	25.512	1'47.432	<b>203,0</b>	13:53'50.620
11	34.796	25.514	30.255	23.260	1'53.825	194,2	13:55'44.445
12	27.565	25.372	29.292	23.217	1'45.446	200,4	13:57'29.891

3 G. GHERMANDI (1'43.607)							
Giro	Seg.1	Seg.2	Seg.3	Seg.4	T. Giro	km/h	Local Time
1							13:30'57.268
2	55.202	27.878	33.808	26.384	2'23.272P	197,8	13:33'20.540
3	30.761	26.098	30.137	2'11.798	3'38.794P	198,2	13:36'59.334
4	46.664	25.345	33.444	27.437	2'12.890P	191,8	13:39'12.224
5	26.882	24.954	28.922	23.710	1'44.468	199,3	13:40'56.692
6	27.040	24.855	<b>28.828</b>	22.884	<b>1'43.607</b>	200,4	13:42'40.299
7	27.071	24.658	38.540	3'32.945	5'03.214P	200,0	13:47'43.513
8	55.694	25.633	29.249	27.948	2'18.524P	199,3	13:50'02.037
9	27.162	24.696	29.036	22.966	1'43.860	200,0	13:51'45.897
10	26.949	24.926	29.036	<b>22.808</b>	1'43.719	200,0	13:53'29.616
11	27.048	<b>24.579</b>	29.063	23.746	1'44.436	<b>200,7</b>	13:55'14.052
12	27.333	32.183	29.830	22.901	1'52.247	198,9	13:57'06.299
13	27.140	24.723	29.900	27.517	1'49.280	199,6	13:58'55.579
14	<b>26.869</b>	25.073	29.385	23.017	1'44.344	200,0	14:00'39.923

9 J. PARK (1'42.861)							
Giro	Seg.1	Seg.2	Seg.3	Seg.4	T. Giro	km/h	Local Time
1		28.558	34.158	24.896		157,7	13:32'12.558
2	27.226	24.659	29.338	23.634	1'44.857	192,2	13:33'57.415
3	27.398	24.637	29.310	37.460	1'58.805P	192,5	13:35'56.220
4	3'16.982	26.289	41.491	23.199	4'47.961P	55,4	13:40'44.181
5	26.870	24.810	29.133	23.168	1'43.981C	194,2	13:42'28.162
6	26.972	24.697	29.785	51.718	2'13.172P	193,5	13:44'41.334
7	7'38.614	26.979	32.849	24.346	9'02.788P	172,5	13:53'44.122
8	28.454	27.695	31.924	24.448	1'52.521	191,8	13:55'36.643
9	<b>26.685</b>	<b>24.534</b>	<b>28.936</b>	<b>22.706</b>	<b>1'42.861</b>	<b>194,6</b>	13:57'19.504
10	27.613	29.409	39.833	24.100	2'00.955	108,0	13:59'20.459

4 R. GURRIERI (1'44.519)							
Giro	Seg.1	Seg.2	Seg.3	Seg.4	T. Giro	km/h	Local Time
1							13:30'51.625
2	51.675	30.497	37.947	27.474	2'27.593P	135,7	13:33'19.218
3	31.805	28.174	32.864	2'52.464	4'25.307P	171,2	13:37'44.525
4	49.945	28.756	31.008	24.034	2'13.743P	192,2	13:39'58.268
5	27.798	25.081	30.106	23.272	1'46.257	195,7	13:41'44.525
6	27.611	<b>24.517</b>			9'56.690CP	196,0	13:51'41.215
7	45.431	25.955	30.865	23.729	2'05.980P	195,3	13:53'47.195
8	27.800	24.543	<b>29.134</b>	<b>23.042</b>	<b>1'44.519</b>	<b>196,4</b>	13:55'31.714
9	<b>27.188</b>	25.038	29.257	23.827	1'45.310	195,3	13:57'17.024
10	28.426	26.308	29.597	23.594	1'47.925	194,6	13:59'04.949
11	27.786	24.714	29.313	23.182	1'44.995	194,9	14:00'49.944

10 F. PAOLINO (1'44.251)							
Giro	Seg.1	Seg.2	Seg.3	Seg.4	T. Giro	km/h	Local Time
1							13:30'46.153
2	51.902	29.358	34.381	25.689	2'21.330P	169,5	13:33'07.483
3	29.760	26.792	30.973	2'47.187	4'14.712P	194,9	13:37'22.195
4	44.256	27.062	31.214	24.080	2'06.612P	195,3	13:39'28.807
5	27.540	25.101	29.804	23.827	1'46.272C	196,7	13:41'15.079
6	27.369	24.983	29.463	23.749	1'45.564	<b>197,8</b>	13:43'00.643
7	28.312	30.802	1'00.661	1'24.700	3'24.475P	78,3	13:46'25.118
8	51.646	25.425	30.006	23.662	2'10.739P	197,1	13:48'35.857
9	27.422	24.986	30.180	2'04.053	3'26.641P	197,4	13:52'02.498
10	44.616	27.316	31.283	25.421	2'08.636P	193,5	13:54'11.134
11	27.648	24.835	29.422	24.749	1'46.654C	197,4	13:55'57.788
12	27.224	<b>24.675</b>	<b>29.285</b>	<b>23.067</b>	<b>1'44.251</b>	196,4	13:57'42.039
13	<b>27.074</b>	24.738	28.972	23.387	1'44.171C	197,4	13:59'26.210

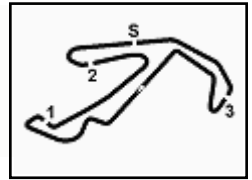
11 D. REDUZZI (1'43.821)							
Giro	Seg.1	Seg.2	Seg.3	Seg.4	T. Giro	km/h	Local Time
1							13:30'58.801

05/05/2023 P = Box In/Out - C = Tempo Invalidato









## ACI Racing Weekend Misano, 6-7 Maggio 2023

### TCR Italy - Analisi Tempi Prove Libere 2

Misano Circuit Sic 58 4.226 m

**4 / 6**

7	28.183	25.342	29.830	23.452	1'46.807	194,2	13:48'44.300	5	27.119	<b>24.600</b>	<b>28.897</b>	27.158	<b>1'47.774</b>	198,5	13:42'02.859
8	27.980	25.128	29.475	23.347	1'45.930	195,3	13:50'30.230	6	27.449	25.753	29.571	4'16.340	5'39.113P	198,2	13:47'41.972
9	28.147	25.235	30.165	36.783	2'00.330P	194,2	13:52'30.560	7	1'02.892	25.794	30.330	<b>23.076</b>	2'22.092P	194,9	13:50'04.064
10	1'51.757	25.644	29.470	23.315	3'10.186P	196,7	13:55'40.746	8	<b>27.020</b>	24.442	29.205	24.847	1'45.514C	<b>198,9</b>	13:51'49.578
11	<b>27.292</b>	<b>24.706</b>	29.373	<b>22.895</b>	<b>1'44.266</b>	<b>198,5</b>	13:57'25.012	9	27.340	24.702	31.276	2'08.579	3'31.897P	194,9	13:55'21.475
12	27.430	24.973	29.716	26.678	1'48.797	192,5	13:59'13.809	10	47.955	25.258	29.168	23.104	2'05.485P	<b>198,9</b>	13:57'26.960
13	28.196	25.138	<b>29.255</b>	23.335	1'45.924	195,3	14:00'59.733	11	27.238	24.707	32.801	1'16.134	2'40.880CP	197,8	14:00'07.840

44 M. IMBERTI (1'43.171)							
Giro	Seg.1	Seg.2	Seg.3	Seg.4	T. Giro	km/h	Local Time
1							13:30'42.411
2	53.056	30.362	34.458	25.499	2'23.375P	165,4	13:33'05.786
3	30.779	26.107	30.293	2'21.559	3'48.738P	196,0	13:36'54.524
4	43.575	26.489	29.276	23.080	2'02.420P	197,8	13:38'56.944
5	27.214	24.448	29.495	23.019	1'44.176	199,3	13:40'41.120
6	27.136	24.368	28.967	23.178	1'43.649	199,6	13:42'24.769
7	27.234	24.518	29.594	5'52.214	7'13.560P	<b>200,4</b>	13:49'38.329
8	45.141	33.963	29.265	23.209	2'11.578P	198,2	13:51'49.907
9	27.463	24.544	29.339	22.806	1'44.152	197,8	13:53'34.059
10	27.194	<b>24.179</b>	29.025	22.773	<b>1'43.171</b>	200,0	13:55'17.230
11	<b>27.036</b>	24.410	29.117	22.833	1'43.396	199,6	13:57'00.626
12	27.111	24.392	29.150	<b>22.754</b>	1'43.407	199,6	13:58'44.033
13	27.297	24.378	<b>28.964</b>	22.832	1'43.471	200,0	14:00'27.504

69 F. RAFFAELE (1'42.890)							
Giro	Seg.1	Seg.2	Seg.3	Seg.4	T. Giro	km/h	Local Time
1							28.513
2	28.588	25.338	30.011	49.210	2'13.147P	195,7	13:34'34.591
3	2'41.178	27.063	31.056	23.546	4'02.843P	184,3	13:38'37.434
4	27.377	24.636	29.736	23.328	1'45.077	198,5	13:40'22.511
5	27.293	24.696	29.423	24.572	1'45.984C	<b>199,3</b>	13:42'08.495
6	27.269	25.886	29.933	26.063	1'49.151	198,5	13:43'57.646
7	44.334	48.552	57.587	23.825	2'54.298	78,8	13:46'51.944
8	27.243	24.651	29.643	36.794	1'58.331P	197,8	13:48'50.275
9	2'42.993	25.509	30.260	23.341	4'02.103P	196,0	13:52'52.378
10	27.223	<b>24.262</b>	29.491	22.636	1'43.612C	197,1	13:54'35.990
11	<b>26.761</b>	24.340	29.199	<b>22.630</b>	1'42.930	197,8	13:56'18.920
12	26.774	24.325	29.005	23.246	1'43.350	198,9	13:58'02.270
13	26.902	24.319	34.395	27.327	1'52.943	198,5	13:59'55.213
14	26.766	24.330	<b>28.929</b>	22.865	<b>1'42.890</b>	<b>199,3</b>	14:01'38.103

48 N. NATALONI (1'45.559)							
Giro	Seg.1	Seg.2	Seg.3	Seg.4	T. Giro	km/h	Local Time
1		31.199	35.112	26.742		170,6	13:33'27.398
2	32.438	27.979	31.193	24.685	1'56.295	195,7	13:35'23.693
3	29.999	26.114	31.169	24.335	1'51.617	197,1	13:37'15.310
4	29.123	25.628	30.013	23.702	1'48.466	197,1	13:39'03.776
5	28.233	25.344	29.796	23.777	1'47.150	197,4	13:40'50.926
6	28.110	25.563	29.613	23.792	1'47.078	197,4	13:42'38.004
7	28.002	25.720	39.583	1'00.477	2'33.782P	192,9	13:45'11.786
8	3'29.888	28.951	32.440	24.987	4'56.266P	190,1	13:50'08.052
9	28.279	25.804	29.522	<b>23.509</b>	1'47.114	197,1	13:51'55.166
10	28.036	25.367	30.240	23.752	1'47.395	<b>198,2</b>	13:53'42.561
11	28.152	25.872	29.475	23.636	1'47.135	197,1	13:55'29.696
12	28.120	25.146	29.766	24.119	1'47.151	197,1	13:57'16.847
13	28.954	26.465	29.800	23.614	1'48.833	196,7	13:59'05.680
14	<b>27.596</b>	<b>25.034</b>	<b>29.342</b>	23.587	<b>1'45.559</b>	197,8	14:00'51.239

70 J. PARK (1'43.181)							
Giro	Seg.1	Seg.2	Seg.3	Seg.4	T. Giro	km/h	Local Time
1		28.788	32.140	24.766		186,9	13:32'18.264
2	28.824	25.106	29.564	50.284	2'13.778P	192,5	13:34'32.042
3	3'29.121	28.604	39.889	26.126	5'03.740P	84,4	13:39'35.782
4	26.782	<b>24.414</b>	29.181	22.901	1'43.278C	194,6	13:41'19.060
5	26.894	24.639	33.496	23.154	1'48.183	191,8	13:43'07.243
6	<b>26.735</b>	30.906	59.919	58.695	2'56.255P	78,5	13:46'03.498
7	3'15.864	30.486	30.591	23.720	4'40.661P	191,8	13:50'44.159
8	26.787	24.496	<b>29.101</b>	<b>22.797</b>	<b>1'43.181</b>	<b>194,9</b>	13:52'27.340
9	26.959	24.415	29.123	24.576	1'45.073	194,2	13:54'12.413

73 G. MANOLIO (1'45.632)							
Giro	Seg.1	Seg.2	Seg.3	Seg.4	T. Giro	km/h	Local Time
1							13:30'40.283
2	1'00.462	44.458	54.631	31.818	3'11.369P	88,9	13:33'51.652
3	31.531	28.747	31.040	24.737	1'56.055	193,2	13:35'47.707
4	28.274	25.936	30.316	24.120	1'48.646	194,9	13:37'36.353
5	28.216	25.251	30.278	23.722	1'47.467	195,7	13:39'23.820
6	28.578	26.421	29.883	23.953	1'48.835	<b>197,8</b>	13:41'12.655
7	28.051	25.220	30.327	24.272	1'47.870	197,1	13:43'00.525
8	29.872	37.292	1'02.535	2'56.325	5'06.024P	77,0	13:48'06.549
9	1'02.471	35.118	38.074	28.899	2'44.562P	165,1	13:50'51.111
10	30.433	25.361	32.068	23.786	1'51.648	194,2	13:52'42.759
11	27.560	25.178	29.921	23.707	1'46.366	194,6	13:54'29.125
12	27.482	<b>25.013</b>	<b>29.631</b>	23.506	<b>1'45.632</b>	195,7	13:56'14.757
13	<b>27.464</b>	25.278	30.362	24.633	1'47.737	195,7	13:58'02.494
14	28.027	25.039	29.989	<b>23.411</b>	1'46.466	196,4	13:59'48.960
15	27.698	25.654	29.660	25.608	1'48.620	197,1	14:01'37.580

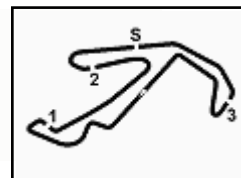
64 L. LOSONCZY (1'43.950)							
Giro	Seg.1	Seg.2	Seg.3	Seg.4	T. Giro	km/h	Local Time
1		26.426	30.271	24.573		186,5	13:32'21.345
2	27.317	24.743	29.473	23.064	1'44.597	193,2	13:34'05.942
3	27.299	24.743	29.514	23.219	1'44.775	192,5	13:35'50.717
4	27.406	24.709	32.730	31.551	1'56.396C	193,5	13:37'47.113
5	27.242	24.773	31.599	27.709	1'51.323	193,2	13:39'38.436
6	27.406	24.896	29.539	23.520	1'45.361	194,2	13:41'23.797
7	27.498	24.915	29.738	23.284	1'45.435	193,9	13:43'09.232
8	27.385	31.870	1'03.204	1'00.983	3'03.442P	73,8	13:46'12.674
9	3'39.250	27.864	29.535	23.429	5'00.078P	192,9	13:51'12.752
10	27.348	24.939	29.635	42.636	2'04.558P	193,2	13:53'17.310
11	1'54.522	25.160	29.568	23.152	3'12.402P	192,2	13:56'29.712
12	27.024	<b>24.700</b>	29.335	<b>22.891</b>	<b>1'43.950</b>	193,5	13:58'13.662
13	<b>26.897</b>	24.751	<b>29.226</b>	23.121	1'43.995	<b>195,3</b>	13:59'57.657

76 A. COMTE (1'42.556)							
Giro	Seg.1	Seg.2	Seg.3	Seg.4	T. Giro	km/h	Local Time
1		27.926	31.336	38.076		191,8	13:32'57.951
2	2'16.830	26.956	30.317	23.495	3'37.598P	192,2	13:36'35.549
3	26.984	24.600	29.024	22.961	1'43.569	196,0	13:38'19.118
4	29.472	26.028	30.193	23.632	1'49.325	196,0	13:40'08.443
5	26.699	24.548	28.891	23.273	1'43.411	196,4	13:41'51.854
6	26.818	24.562	29.034	22.819	1'43.233	196,4	13:43'35.087

67 M. PELLEGRINI (1'47.774)							
Giro	Seg.1	Seg.2	Seg.3	Seg.4	T. Giro	km/h	Local Time
1							13:33'57.702
2	57.237	28.872	32.764	27.358	2'26.231P	192,5	13:36'23.933
3	31.282	28.154	31.345	24.068	1'54.849	195,3	13:38'18.782
4	31.318	28.632	32.628	23.725	1'56.303	194,9	13:40'15.085

05/05/2023 P = Box In/Out - C = Tempo Invalidato





## ACI Racing Weekend Misano, 6-7 Maggio 2023

### TCR Italy - Analisi Tempi Prove Libere 2

2	51.129	30.504	35.694	2'24.269	4'21.596P	171,7	13:35'26.134
3	47.095	26.999	35.004	24.815	2'13.913P	159,1	13:37'40.047
4	28.985	25.712	30.311	23.987	1'48.995	191,8	13:39'29.042
5	28.062	25.165	30.047	23.872	1'47.146	191,5	13:41'16.188
6	27.912	25.594	29.952	23.677	1'47.135	192,5	13:43'03.323
7	28.226	25.625	1'00.703	2'41.032	4'35.586P	80,6	13:47'38.909
8	1'05.719	1'13.018	34.714	25.003	3'18.454P	142,5	13:50'57.363
9	28.762	25.162	32.983	25.846	1'52.753	164,4	13:52'50.116
10	27.711	25.294	30.661	<b>23.287</b>	1'46.953	191,2	13:54'37.069
11	<b>27.594</b>	<b>25.149</b>	<b>29.803</b>	23.570	<b>1'46.116</b>	192,9	13:56'23.185
12	28.211	25.369	30.127	23.640	1'47.347	<b>193,5</b>	13:58'10.532
13	28.043	25.220	30.272	23.423	1'46.958	187,5	13:59'57.490
14	28.207	25.369	30.149	23.565	1'47.290	192,2	14:01'44.780

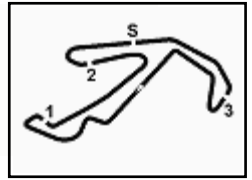
#### 96 P. PALANTI (1'45.662)

Giro	Seg.1	Seg.2	Seg.3	Seg.4	T. Giro	km/h	Local Time
1		41.166	45.437	30.821		123,9	13:33'01.319
2	34.784	32.219	38.080	26.637	2'11.720	112,9	13:35'13.039
3	31.592	26.775	44.096	45.370	2'27.833P	133,5	13:37'40.872
4	2'28.727	36.175	41.531	30.453	4'16.886P	112,5	13:41'57.758
5	37.533	31.706	46.777	42.714	2'38.730	108,5	13:44'36.488
6	46.902	48.056	36.917	25.587	2'37.462	173,4	13:47'13.950
7	27.897	25.184	30.040	23.751	1'46.872	187,8	13:49'00.822
8	27.779	25.170	30.011	<b>23.268</b>	1'46.228	189,5	13:50'47.050
9	29.621	35.220	36.996	47.363	2'29.200P	164,4	13:53'16.250
10	1'56.807	27.360	31.370	24.326	3'19.863P	186,9	13:56'36.113
11	<b>27.484</b>	<b>25.131</b>	<b>29.460</b>	23.587	<b>1'45.662</b>	<b>191,5</b>	13:58'21.775
12	29.651	30.193	30.278	24.704	1'54.826	190,5	14:00'16.601

#### 99 S. DE VECCHI (1'52.624)

Giro	Seg.1	Seg.2	Seg.3	Seg.4	T. Giro	km/h	Local Time
1		35.088	38.543	28.743		163,1	13:33'57.143
2	33.138	34.026	37.739	26.567	2'11.470	149,4	13:36'08.613
3	31.422	28.401	33.738	25.953	1'59.514	182,1	13:38'08.127
4	30.247	27.428	32.841	39.357	2'09.873P	186,2	13:40'18.000
5	2'45.181	33.006	38.772	1'04.412	5'01.371P	184,6	13:45'19.371
6	2'27.256	32.433	32.369	25.068	3'57.126P	186,5	13:49'16.497
7	29.959	26.650	31.180	24.835	<b>1'52.624</b>	<b>188,8</b>	13:51'09.121
8	28.911	28.514	31.172	26.009	1'54.606	188,2	13:53'03.727
9	28.757	27.890	<b>31.065</b>	26.407	1'54.119	188,2	13:54'57.846
10	29.514	26.422	33.116	<b>24.502</b>	1'53.554	157,9	13:56'51.400
11	<b>28.299</b>	28.845	31.774	27.851	1'56.769	188,5	13:58'48.169





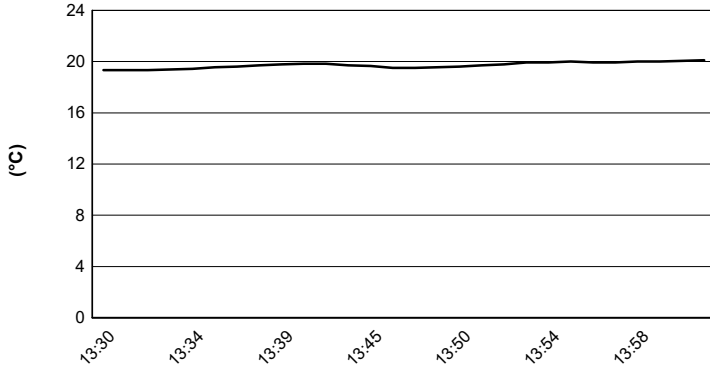
Misano Circuit Sic 58 4.226 m

# ACI Racing Weekend Misano, 6-7 Maggio 2023

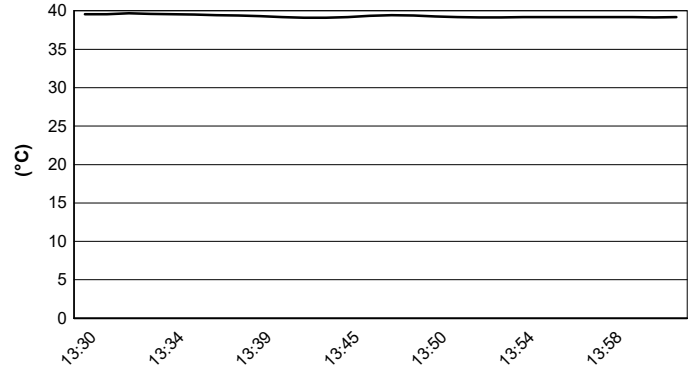
## TCR Italy - Meteo Prove Libere 2

Session started 13:29 - Session ended 14:02

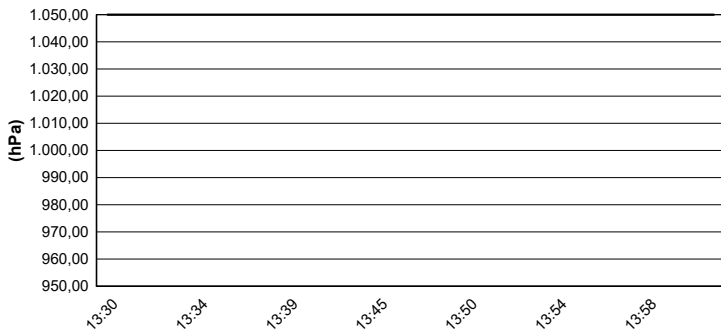
### Air Temperature



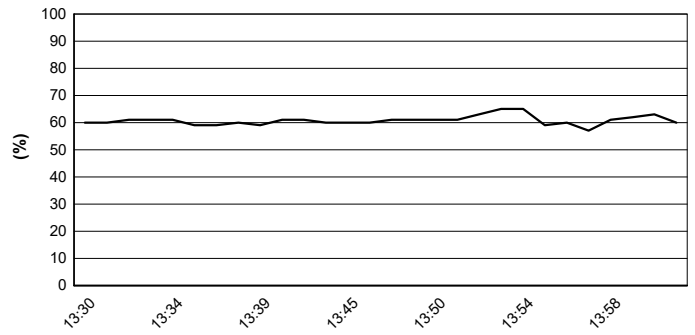
### Track Temperature



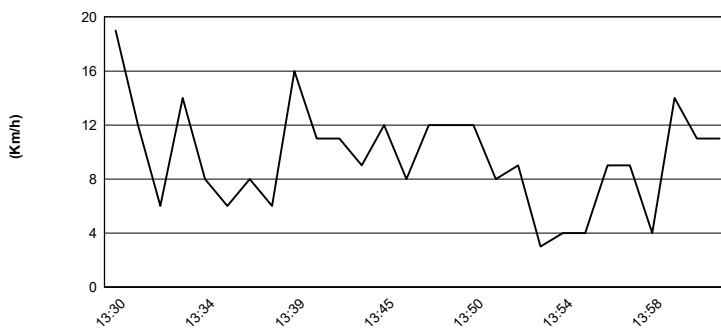
### Air Pressure



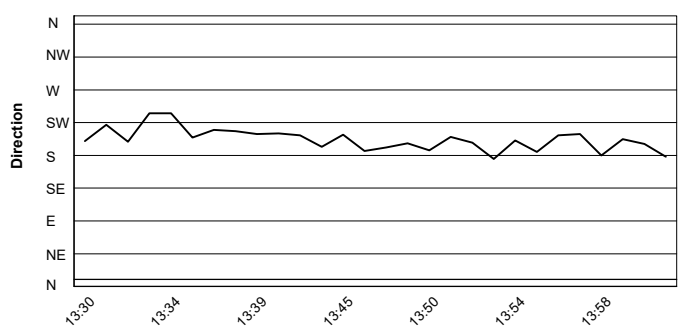
### Humidity



### Wind Speed



### Wind Direction



05/05/2023

