

ACI Racing Weekend Mugello, 8-9 Luglio 2023

TCR Italy - Classifica Prove Libere 1

Aut.Int. Mugello 5.245 m

1 / 2

Num.	Conduttore	Naz	Concorrente	Team	Auto	Classe	Tempo	Dist.	Rel.	Giri
1	19 FERNÁNDEZ Felipe	ESP	Auto Club RC2 Valles	Auto Club RC2 Valles	Audi RS3 LMS	TCR	1'56.700			10
2	9 PARK Junui	KOR	Solite Indigo Racing	Solite Indigo Racing	Hyundai Elantra N	TCR	1'57.193	0.493	0.493	10
3	1 LANGEVELD Niels	NLD	MM Motorsport	MM Motorsport	Honda Civic FL5 H80	TCR	1'57.292	0.592	0.099	11
4	14 JELMINI Felice	ITA	Jelmini Felice	PMA	Audi RS3 LMS	TCR	1'57.430	0.730	0.138	6
5	64 LOSONCZY Levente	HUN	Aggressive Team Italia	Aggressive Team Italia	Hyundai Elantra N	TCR	1'57.531	0.831	0.101	11
6	56 BRUSA Cesare	ITA	Target Competition	Target Competition	Hyundai Elantra N	TCR	1'57.593	0.893	0.062	10
7	30 BARBERINI Cosimo	ITA	Barberini Cosimo	NOS	Cupra Leon Competicion	TCR	1'57.885	1.185	0.292	10
8	72 GIROLAMI Franco	ARG	Aikoa Racing	Aikoa Racing	Audi RS3 LMS	TCR	1'57.905	1.205	0.020	11
9	70 PARK Junesung	KOR	Solite Indigo Racing	Solite Indigo Racing	Hyundai Elantra N	TCR	1'58.005	1.305	0.100	9
10	44 IMBERTI Michele	ITA	Imberti Michele		Hyundai i30 N	TCR	1'58.084	1.384	0.079	11
11	18 BUTTI Marco	ITA	Target Competition	Target Competition	Hyundai Elantra N	TCR	1'58.122	1.422	0.038	11
12	67 PELLEGRINI Marco	ITA	Pellegrini Marco	Pinetti Motorsport	Audi RS3 LMS	TCR	1'58.169	1.469	0.047	9
13	25 ROCCA Paolo	ITA	Rocca Paolo	MM Motorsport	Honda Civic FK7 H70	TCR	1'58.351	1.651	0.182	12
14	27 VOLT Ruben	EST	ALM Motorsport	ALM Motorsport	Honda Civic FL5 H80	TCR	1'58.452	1.752	0.101	11
15	22 NECCHI Piero	ITA	Necchi Piero		Audi RS3 LMS	TCR	1'58.478	1.778	0.026	9
16	77 PUSSIER Sylvain	FRA	Pussier Sylvain	SP Competition	Cupra Leon Competicion	TCR	1'58.578	1.878	0.100	8
17	12 FERNÁNDEZ Rubén	ESP	Auto Club RC2 Valles	Auto Club RC2 Valles	Audi RS3 LMS	TCR	1'58.649	1.949	0.071	11
18	41 FERNÁNDEZ Victor	ESP	Auto Club RC2 Valles	Auto Club RC2 Valles	Audi RS3 LMS	TCR	1'58.738	2.038	0.089	11
19	34 SCAMARDI Giovanni	BEL	Aggressive Team Italia	Aggressive Team Italia	Hyundai Elantra N	TCR	1'58.767	2.067	0.029	10
20	37 LOPÉZ BOLOTÍN Sergio	VEN	Auto Club RC2 Valles	Auto Club RC2 Valles	Audi RS3 LMS	TCR	1'58.782	2.082	0.015	11
21	7 PELATTI Sandro	ITA	Aikoa Racing	Aikoa Racing	Audi RS3 LMS	TCR	1'58.862	2.162	0.080	13
22	2 MASSARO Rodolfo	ITA	Target Competition	Target Competition	Hyundai Elantra N	TCR	1'59.077	2.377	0.215	13
23	21 GUIDA Nicola	ITA	Guida Nicola		Audi RS3 LMS	TCR	1'59.170	2.470	0.093	10
24	69 RAFFAELE Francesca	ITA	Aikoa Racing	Aikoa Racing	Audi RS3 LMS	TCR	1'59.282	2.582	0.112	12
25	8 BABUIN Denis	ITA	Babuin Denis		Audi RS3 LMS	TCR	1'59.307	2.607	0.025	13
26	11 REDUZZI Damiano	ITA	Reduzzi Damiano	Trico WRT	Hyundai Elantra N	TCR	1'59.435	2.735	0.128	9
27	10 PAOLINO Federico	ITA	Paolino Federico		Audi RS3 LMS	TCR	1'59.735	3.035	0.300	11
28	33 CHIRIGUT Horia-Traian	ROU	Volcano Racing		Audi RS3 LMS	TCR	1'59.966	3.266	0.231	10
29	4 GURRIERI Raffaele	ITA	Gurrieri Raffaele		Cupra Leon	TCR	2'00.001	3.301	0.035	11
30	88 GALLO Luigi	ITA	Gallo Luigi	RC Motorsport	Audi RS3 DSG	TCDS	2'02.242	5.542	2.241	10
31	96 PALANTI Paolo	ITA	Aikoa Racing	Aikoa Racing	Audi RS3 DSG	TCDS	2'02.616	5.916	0.374	11
32	92 FEDELI Carlotta	ITA	Fedeli Carlotta	RC Motorsport	Audi RS3 DSG	TCDS	2'02.715	6.015	0.099	12
33	48 NATALONI Nello	ITA	Nataloni Nello		Audi RS3 LMS	TCR	2'03.121	6.421	0.406	8
34	81 DALOKAY Vedat Ali	TUR	Bitci Racing Team AMS	Bitci Racing Team AMS	Audi RS3 DSG	TCDS	2'03.251	6.551	0.130	11
35	82 CARDONE Francesco	ITA	Aikoa Racing	Aikoa Racing	Audi RS3 DSG	TCDS	2'03.837	7.137	0.586	12
36	89 LOIA Niccolò	ITA	Loia Niccolò	NOS	Volkswagen Golf	TCDS	2'05.502	8.802	1.665	8
37	86 FANTILLI Giorgio	ITA	Fantilli Giorgio		Cupra Leon	TCDS	2'05.784	9.084	0.282	11
38	80 BARBERI Filippo	ITA	Aikoa Racing	Aikoa Racing	Audi RS3 DSG	TCDS	2'09.179	12.479	3.395	6
39	76 COMTE Aurelien	FRA	Comte Aurelien	SP Competition	Cupra Leon Competicion	TCR	2'16.626	19.926	7.447	4

Umidità	71%	ARIA	23°C
Condizioni	DRY	Pista	22°C

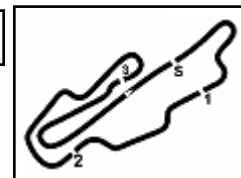
Direttore di Gara : Antonio Canu

Direttore di Prova : Daniele Galbiati

07/07/2023 Inizio 08:30 Fine 09:02

Esposta alle:




ACI Racing Weekend Mugello, 8-9 Luglio 2023
TCR Italy - Classifica Prove Libere 1
Penalty and Infringement
Fastest Laps Sequence

Num.	Concorrente	Naz	Team	Auto	Local Time	Tempo	Dist.	Media
2	R. MASSARO	ITA	Target Competition	Hyundai Elantra N	08:34'42.462	2'02.370		154,303
18	M. BUTTI	ITA	Target Competition	Hyundai Elantra N	08:34'47.342	2'00.011	-2.359	157,336
18	M. BUTTI	ITA	Target Competition	Hyundai Elantra N	08:36'46.352	1'59.010	-1.001	158,659
72	F. GIROLAMI	ARG	Aikoa Racing	Audi RS3 LMS	08:38'15.011	1'57.905	-1.105	160,146
14	F. JELMINI	ITA	PMA	Audi RS3 LMS	08:38'56.548	1'57.430	-0.475	160,794
1	N. LANGEVELD	NLD	MM Motorsport	Honda Civic FL5 H80	08:40'56.161	1'57.292	-0.138	160,983
9	J. PARK	KOR	Solite Indigo Racing	Hyundai Elantra N	08:42'02.566	1'57.193	-0.099	161,119
19	F. FERNÁNDEZ	ESP	Auto Club RC2 Valles	Audi RS3 LMS	08:56'29.434	1'56.700	-0.493	161,799

Direttore di Gara : Antonio Canu

Direttore di Prova : Daniele Galbiati

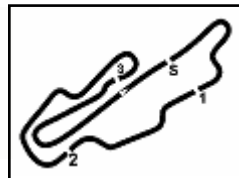
07/07/2023

 Inizio
08:30

 Fine
09:02

Esposta alle:




 Aut.Int. Mugello 5.245 m
1 / 2

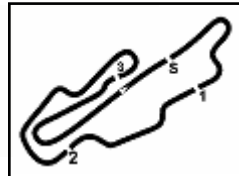
ACI Racing Weekend Mugello, 8-9 Luglio 2023

TCR Italy - Ideal Time Prove Libere 1

Num. Conducente	Auto	Seg. 1	Seg. 2	Seg. 3	Seg. 4	Ideal Time			
		Diff. 1	Diff. 2	Diff. 3	Diff. 4	Miglior Giro	Pos.	Diff.	
1	19 FERNÁNDEZ F. (ESP)	Audi RS3 LMS	28.208	23.554	36.365	28.544 +0.029	1'56.671 1'56.700	1	0.029
2	9 PARK J. (KOR)	Hyundai Elantra N	28.500 +0.097	23.502	36.653	28.441	1'57.096 1'57.193	2	0.097
3	1 LANGEVELD N. (NLD)	Honda Civic FL5 H80	28.428 +0.072	23.394 +0.012	36.577	28.809	1'57.208 1'57.292	3	0.084
4	64 LOSONCZY L. (HUN)	Hyundai Elantra N	28.203	23.614	36.878	28.534 +0.302	1'57.229 1'57.531	5	0.302
5	56 BRUSA C. (ITA)	Hyundai Elantra N	28.510 +0.112	23.371	36.649 +0.127	28.798 +0.026	1'57.328 1'57.593	6	0.265
6	14 JELMINI F. (ITA)	Audi RS3 LMS	28.598 +0.089	23.549	36.635	28.559	1'57.341 1'57.430	4	0.089
7	72 GIROLAMI F. (ARG)	Audi RS3 LMS	28.413 +0.124	23.638 +0.230	36.765	28.598 +0.137	1'57.414 1'57.905	8	0.491
8	25 ROCCA P. (ITA)	Honda Civic FK7 H70	28.307	23.479	37.209 +0.583	28.592 +0.181	1'57.587 1'58.351	13	0.764
9	30 BARBERINI C. (ITA)	Cupra Leon Competicion	28.511 +0.043	23.857	36.629 +0.239	28.606	1'57.603 1'57.885	7	0.282
10	18 BUTTI M. (ITA)	Hyundai Elantra N	28.370	23.704	36.799 +0.479	28.770	1'57.643 1'58.122	11	0.479
11	70 PARK J. (KOR)	Hyundai Elantra N	28.422	23.371	37.162 +0.123	28.841 +0.086	1'57.796 1'58.005	9	0.209
12	44 IMBERTI M. (ITA)	Hyundai i30 N	28.679	23.730	37.024 +0.185	28.466	1'57.899 1'58.084	10	0.185
13	27 VOLT R. (EST)	Honda Civic FL5 H80	28.473 +0.127	23.840	36.998 +0.343	28.671	1'57.982 1'58.452	14	0.470
14	67 PELLEGRINI M. (ITA)	Audi RS3 LMS	28.661 +0.041	23.750	37.073	28.644	1'58.128 1'58.169	12	0.041
15	22 NECCHI P. (ITA)	Audi RS3 LMS	28.421 +0.090	23.950 +0.021	37.019 +0.192	28.785	1'58.175 1'58.478	15	0.303
16	12 FERNÁNDEZ R. (ESP)	Audi RS3 LMS	28.625 +0.001	23.777	37.182 +0.276	28.788	1'58.372 1'58.649	17	0.277
17	2 MASSARO R. (ITA)	Hyundai Elantra N	28.787	23.815 +0.193	37.099 +0.479	28.704	1'58.405 1'59.077	22	0.672
18	41 FERNÁNDEZ V. (ESP)	Audi RS3 LMS	28.608 +0.010	24.118 +0.012	37.090	28.696 +0.204	1'58.512 1'58.738	18	0.226
19	77 PUSSIER S. (FRA)	Cupra Leon Competicion	28.629 +0.032	24.134	37.079	28.704	1'58.546 1'58.578	16	0.032
20	34 SCAMARDI G. (BEL)	Hyundai Elantra N	28.500 +0.088	23.883 +0.080	37.200	29.016	1'58.599 1'58.767	19	0.168
21	37 LOPÉZ BOLOTÍN S. (VE)	Audi RS3 LMS	28.633 +0.063	23.840	37.452 +0.066	28.728	1'58.653 1'58.782	20	0.129
22	7 PELATTI S. (ITA)	Audi RS3 LMS	28.638 +0.014	24.230 +0.093	37.480	28.407	1'58.755 1'58.862	21	0.107
23	21 GUIDA N. (ITA)	Audi RS3 LMS	28.581	23.873 +0.070	37.522 +0.166	28.800 +0.158	1'58.776 1'59.170	23	0.394
24	8 BABUIN D. (ITA)	Audi RS3 LMS	28.675	24.041 +0.072	37.642 +0.067	28.731 +0.079	1'59.089 1'59.307	25	0.218
25	11 REDUZZI D. (ITA)	Hyundai Elantra N	28.796 +0.007	24.120 +0.142	37.254 +0.070	28.973 +0.073	1'59.143 1'59.435	26	0.292
26	69 RAFFAELE F. (ITA)	Audi RS3 LMS	28.850 +0.073	24.195	37.291 +0.051	28.822	1'59.158 1'59.282	24	0.124
27	4 GURRIERI R. (ITA)	Cupra Leon	28.513	24.601	37.564 +0.493	28.761 +0.069	1'59.439 2'00.001	29	0.562
28	10 PAOLINO F. (ITA)	Audi RS3 LMS	28.796 +0.051	24.457 +0.135	37.603	28.693	1'59.549 1'59.735	27	0.186
29	33 CHIRIGUT H. (ROU)	Audi RS3 LMS	28.746 +0.157	24.490	37.647 +0.179	28.747	1'59.630 1'59.966	28	0.336
30	92 FEDELI C. (ITA)	Audi RS3 DSG	29.353	24.466 +0.595	38.793	29.418 +0.090	2'02.030 2'02.715	32	0.685
31	88 GALLO L. (ITA)	Audi RS3 DSG	29.246	24.949	38.498	29.536 +0.013	2'02.229 2'02.242	30	0.013
32	96 PALANTI P. (ITA)	Audi RS3 DSG	29.680	24.780 +0.100	38.421	29.635	2'02.516 2'02.616	31	0.100
33	81 DALOKAY V. (TUR)	Audi RS3 DSG	29.590 +0.027	24.873 +0.597	38.517	29.647	2'02.627 2'03.251	34	0.624

07/07/2023



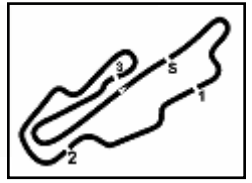


ACI Racing Weekend Mugello, 8-9 Luglio 2023

TCR Italy - Ideal Time Prove Libere 1

 Aut.Int. Mugello 5.245 m
2 / 2

Num. Conducente	Auto	Seg. 1	Seg. 2	Seg. 3	Seg. 4	Ideal Time			
		Diff. 1	Diff. 2	Diff. 3	Diff. 4	Miglior Giro	Pos.	Diff.	
34	48 NATALONI N. (ITA)	Audi RS3 LMS	29.511	25.124	38.909	29.547 +0.030	2'03.091 2'03.121	33	0.030
35	76 COMTE A. (FRA)	Cupra Leon Competicion	29.843 +2.953	25.608 +5.541	38.720 +1.434	29.130 +3.397	2'03.301 2'16.626	39	13.325
36	89 LOIA N. (ITA)	Volkswagen Golf	29.720 +0.234	24.900 +1.499	38.817	30.086 +0.246	2'03.523 2'05.502	36	1.979
37	82 CARDONE F. (ITA)	Audi RS3 DSG	29.920	25.435	38.209	30.223 +0.050	2'03.787 2'03.837	35	0.050
38	86 FANTILLI G. (ITA)	Cupra Leon	30.269 +0.031	25.561	39.413 +0.275	29.953 +0.282	2'05.196 2'05.784	37	0.588
39	80 BARBERI F. (ITA)	Audi RS3 DSG	30.555 +1.025	25.933 +0.980	39.320 +1.151	30.215	2'06.023 2'09.179	38	3.156
Ideal Time Assoluto			28.203	23.371	36.365	28.407	1'56.346		



Aut.Int. Mugello 5.245 m

ACI Racing Weekend Mugello, 8-9 Luglio 2023

TCR Italy - Analisi Tempi Prove Libere 1

4 / 5

10 28.759 23.973 37.352 28.746 1'58.830 235,8 8:56'05.057

7 29.068 24.708 37.779 28.732 2'00.287 236,3 8:54'55.777

 8 28.661 **24.134** **37.079** **28.704** **1'58.578** 237,9 8:56'54.355

 9 **28.629** 24.186 43.978 32.748 2'09.541 **238,9** 8:59'03.896

69 F. RAFFAELE (1'59.282)

Giro	Seg.1	Seg.2	Seg.3	Seg.4	T. Giro	km/h	Local Time
1							8:30'06.889
2	47.413	29.949	44.707	2'06.680	4'08.749P	102,8	8:34'15.638
3	40.095	27.523	40.603	29.614	2'17.835P	142,9	8:36'33.473
4	29.786	26.074	38.853	29.065	2'03.778	235,8	8:38'37.251
5	29.432	24.614	37.291	29.019	2'00.356	236,8	8:40'37.607
6	29.139				2'17.596P	238,4	8:42'55.203
7	55.632	32.209	1'07.739	1'02.973	3'38.553P	157,4	8:46'33.756
8	1'04.990	46.391	1'11.522	47.421	3'50.324	66,0	8:50'24.080
9	30.055	25.038	38.289	29.225	2'02.607	231,3	8:52'26.687
10	29.230	24.450	37.432	28.955	2'00.067	236,8	8:54'26.754
11	28.954	24.205	37.700	29.023	1'59.882	237,4	8:56'26.636
12	28.923	24.195	37.342	28.822	1'59.282	237,4	8:58'25.918
13	28.850	24.294	37.499	28.951	1'59.594	237,9	9:00'25.512

80 F. BARBERI (2'09.179)

Giro	Seg.1	Seg.2	Seg.3	Seg.4	T. Giro	km/h	Local Time
1							8:30'08.603
2	47.186	30.537	45.340	31.693	2'34.756P	107,2	8:32'43.359
3	31.580	26.913	40.471	30.215	2'09.179	226,4	8:34'52.538
4	30.555				4'58.955P	231,3	8:39'51.493
5	39.553	25.969	40.940	30.229	2'16.691P	150,8	8:42'08.184
6	31.113	25.933	39.320	35.657	2'12.023	231,3	8:44'20.207
7	57.867				4'58.059P	90,2	8:49'18.266

81 V. DALOKAY (2'03.251)

Giro	Seg.1	Seg.2	Seg.3	Seg.4	T. Giro	km/h	Local Time
1							8:31'00.368
2	45.934	31.820	45.947	33.816	2'37.517P	121,6	8:33'37.885
3	33.323	30.162	45.757	31.341	2'20.583	231,3	8:35'58.468
4	30.582	26.869	39.916	29.905	2'07.272	232,8	8:38'05.740
5	29.744	26.885	42.502	31.258	2'10.389	236,8	8:40'16.129
6	29.590	25.880	39.136	29.850	2'04.456	234,3	8:42'20.585
7	31.288				8'17.428P	235,3	8:50'38.013
8	44.508	27.839	41.780	29.987	2'24.114P	118,0	8:53'02.127
9	29.617	25.470	38.517	29.647	2'03.251	232,8	8:55'05.378
10	29.729	24.873	38.948	29.703	2'03.253	232,3	8:57'08.631
11	31.003	25.419	45.141	29.965	2'11.528	234,3	8:59'20.159
12	30.176	25.212	39.474	1'17.823	2'52.685P	233,8	9:02'12.844

82 F. CARDONE (2'03.837)

Giro	Seg.1	Seg.2	Seg.3	Seg.4	T. Giro	km/h	Local Time
1							8:30'09.924
2	49.633	34.044	46.710	32.286	2'42.673P	109,3	8:32'52.597
3	32.580	27.688	40.932	30.223	2'11.423	224,1	8:35'04.020
4	30.431	26.191	38.982	30.501	2'06.105	230,8	8:37'10.125
5	30.361	25.907	39.292	30.478	2'06.038	231,8	8:39'16.163
6	30.581	26.168	39.554	30.280	2'06.583	229,8	8:41'22.746
7	30.403	25.903	39.591	31.514	2'07.411	229,8	8:43'30.157
8	33.156				3'41.700P	231,8	8:47'11.857
9	1'13.619				2'42.065P	59,5	8:49'53.922
10	1'34.675	29.856	41.547	31.416	3'17.494P	107,8	8:53'11.416
11	31.144	26.205	41.428	33.322	2'12.099	229,3	8:55'23.515
12	30.061	25.888	38.733	30.249	2'04.931	231,3	8:57'28.446
13	29.920	25.435	38.209	30.273	2'03.837	228,3	8:59'32.283

86 G. FANTILLI (2'05.784)

Giro	Seg.1	Seg.2	Seg.3	Seg.4	T. Giro	km/h	Local Time
1							8:31'20.253
2	48.805	30.841	43.377	32.804	2'35.827P	115,5	8:33'56.080
3	31.877	27.241	40.237	30.582	2'09.937	228,8	8:36'06.017
4	30.738	26.597	40.871	31.132	2'09.338	232,3	8:38'15.355
5	31.684	31.011	43.207	31.025	2'16.927	230,3	8:40'32.282
6	30.944	25.859	39.413	30.498	2'06.714	231,8	8:42'38.996
7	30.532	25.615	41.579	6'11.902	7'49.628P	229,8	8:50'28.624
8	45.304	30.887	40.201	30.733	2'27.125P	123,3	8:52'55.749
9	30.300	25.561	39.688	30.235	2'05.784	227,8	8:55'01.533
10	30.524	25.566	39.845	30.471	2'06.406	228,3	8:57'07.939
11	30.592	25.679	39.834	30.239	2'06.344	228,3	8:59'14.283
12	30.269	25.894	40.331	29.953	2'06.447	228,8	9:01'20.730

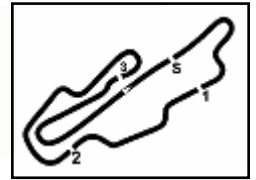
88 L. GALLO (2'02.242)

Giro	Seg.1	Seg.2	Seg.3	Seg.4	T. Giro	km/h	Local Time
1							8:30'23.057
2	42.803	31.328	46.707	6'29.975	8'30.813P	133,2	8:38'53.870
3	40.704	28.768	43.619	31.203	2'24.294P	136,0	8:41'18.164
4	30.760	27.168	39.221	29.771	2'06.920	231,3	8:43'25.084
5	31.508	33.810	1'12.823	4'56.595	7'14.736P	235,3	8:50'39.820
6	41.075	26.203	38.631	29.761	2'15.670P	111,6	8:52'55.490

07/07/2023

P = Box In/Out - C = Tempo Invalidato





ACI Racing Weekend Mugello, 8-9 Luglio 2023

TCR Italy - Analisi Tempi Prove Libere 1

1								8:31'04.415
2	45.285	31.823	45.615	33.188	2'35.911P	121,9		8:33'40.326
3	32.609	29.749	41.918	31.490	2'15.766	235,3		8:35'56.092
4	30.924	26.778	40.543	30.060	2'08.305	231,8		8:38'04.397
5	29.735				3'44.486P	235,8		8:41'48.883
6	38.474	26.863	40.104	29.823	2'15.264P	150,4		8:44'04.147
7	51.778	53.752	1'19.591	1'16.165	4'21.286	156,5		8:48'25.433
8	1'01.439	48.876	40.361	29.865	3'00.541	74,3		8:51'25.974
9	29.390	25.215	38.861	29.536	2'03.002	233,3		8:53'28.976
10	29.246	24.949	38.498	29.549	2'02.242	233,8		8:55'31.218
11	29.575				3'17.043P	234,3		8:58'48.261

89 N. LOIA (2'05.502)

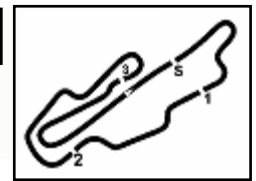
Giro	Seg.1	Seg.2	Seg.3	Seg.4	T. Giro	km/h	Local Time
1							8:30'48.589
2	46.322	32.329	48.391	36.053	2'43.095P	119,5	8:33'31.684
3	38.241	30.057	43.445	32.697	2'24.440	174,5	8:35'56.124
4	31.935	27.023	39.853	30.168	2'08.979	227,4	8:38'05.103
5	29.954	26.399	38.817	30.332	2'05.502	231,8	8:40'10.605
6	31.366	26.944	39.110	30.086	2'07.506	228,8	8:42'18.111
7	30.673	26.224	41.630	6'51.284	8'29.811P	228,8	8:50'47.922
8	41.325	27.924	39.358	30.250	2'18.857P		8:53'06.779
9	29.720	24.900	50.719	38.096	2'23.435	228,3	8:55'30.214

92 C. FEDELI (2'02.715)

Giro	Seg.1	Seg.2	Seg.3	Seg.4	T. Giro	km/h	Local Time
1							8:30'58.278
2	47.355	31.211	46.623	33.691	2'38.880P	139,0	8:33'37.158
3	33.471				2'43.232P	229,8	8:36'20.390
4	39.965	28.616	42.195	29.915	2'20.691P	150,2	8:38'41.081
5	30.510	24.675	38.901	29.545	2'03.631	233,3	8:40'44.712
6	29.756	24.980	39.010	29.418	2'03.164	231,8	8:42'47.876
7	30.974	25.585	47.448	3'20.233	5'04.240P	230,8	8:47'52.116
8	59.245	46.852	56.384	30.714	3'13.195P	100,8	8:51'05.311
9	29.589	25.405	39.105	29.556	2'03.655	229,8	8:53'08.966
10	29.353	25.061	38.793	29.508	2'02.715	231,8	8:55'11.681
11	29.506	24.503	39.696	30.235	2'03.940	232,8	8:57'15.621
12	29.717	24.466	41.555	29.798	2'05.536	232,3	8:59'21.157
13	29.885	25.142	40.356	30.171	2'05.554	234,8	9:01'26.711

96 P. PALANTI (2'02.616)

Giro	Seg.1	Seg.2	Seg.3	Seg.4	T. Giro	km/h	Local Time
1							8:31'09.418
2	46.956	32.042	46.489	34.074	2'39.561P	108,1	8:33'48.979
3	31.863	28.977	43.150	32.244	2'16.234	225,9	8:36'05.213
4	31.002	26.880	43.695	31.550	2'13.127	227,4	8:38'18.340
5	30.441	27.320	44.671	30.723	2'13.155	228,8	8:40'31.495
6	31.648	29.591	42.608	4'18.850	6'02.697P	229,3	8:46'34.192
7	1'06.103	47.478	1'10.203	46.926	3'50.710P	64,8	8:50'24.902
8	30.543	25.781	39.729	30.005	2'06.058	223,6	8:52'30.960
9	29.898	25.392	38.845	29.694	2'03.829	227,8	8:54'34.789
10	30.021	24.976	38.635	30.027	2'03.659	229,3	8:56'38.448
11	29.680	24.880	38.421	29.635	2'02.616	230,3	8:58'41.064
12	29.970	24.780	38.653	29.781	2'03.184	229,8	9:00'44.248



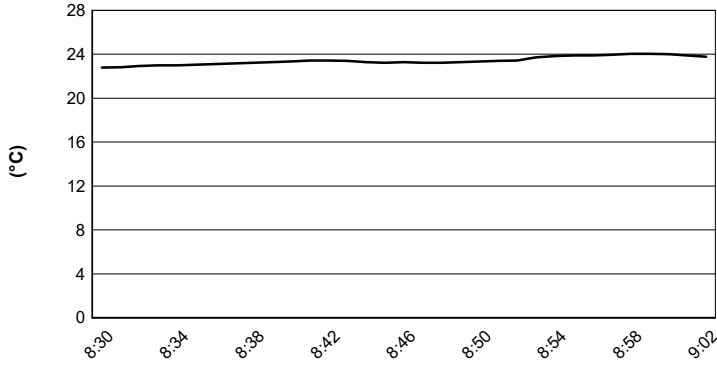
Aut.Int. Mugello 5.245 m

ACI Racing Weekend Mugello, 8-9 Luglio 2023

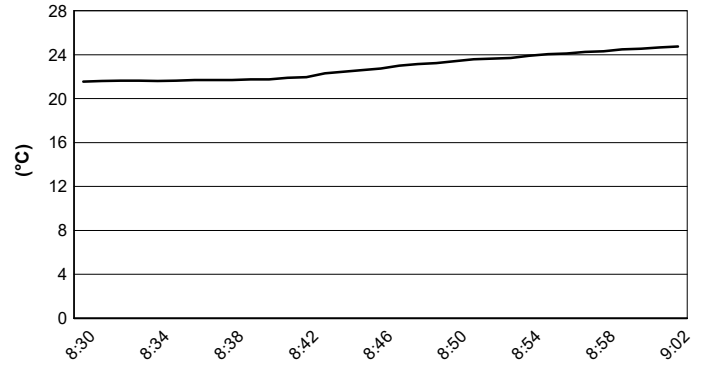
TCR Italy - Meteo Prove Libere 1

Session started 08:30 - Session ended 9:02

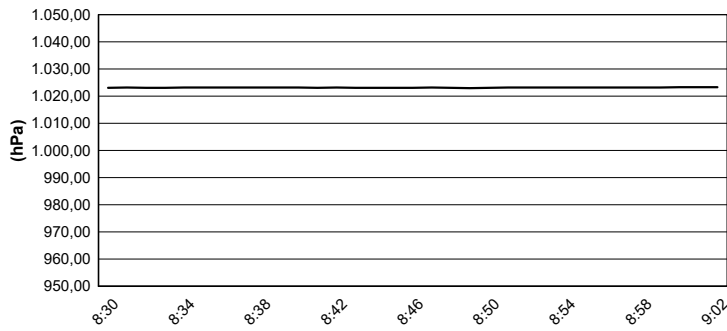
Air Temperature



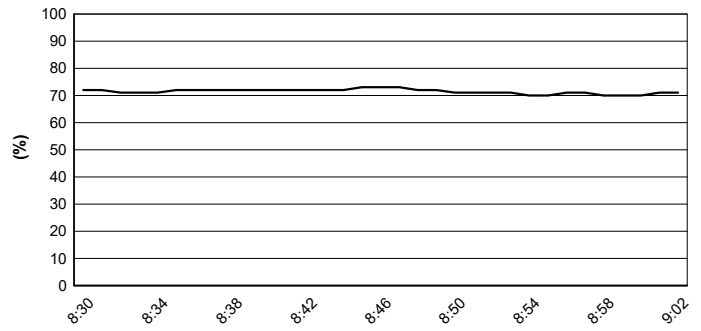
Track Temperature



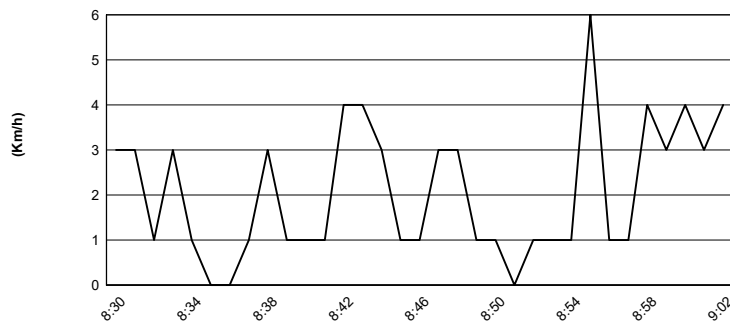
Air Pressure



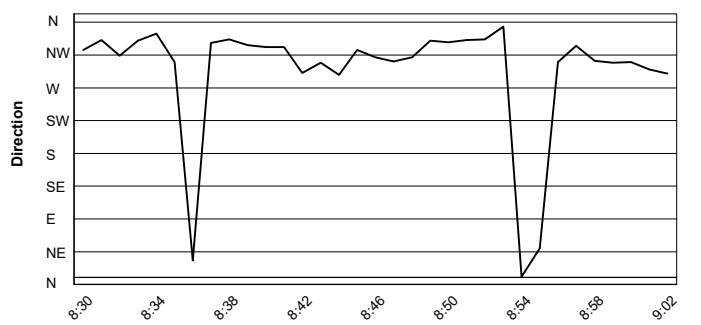
Humidity



Wind Speed



Wind Direction



07/07/2023