

ACI Racing Weekend Mugello, 8-9 Luglio 2023

TCR Italy - Classifica Prove Libere 2

Aut.Int. Mugello 5.245 m

1 / 2

Num.	Conduttore	Naz	Concorrente	Team	Auto	Classe	Tempo	Dist.	Rel.	Giri
1	72 GIROLAMI Franco	ARG	Aikoa Racing	Aikoa Racing	Audi RS3 LMS	TCR	1'57.447			11
2	2 MASSARO Rodolfo	ITA	Target Competition	Target Competition	Hyundai Elantra N	TCR	1'58.313	0.866	0.866	8
3	76 COMTE Aurelien	FRA	Comte Aurelien	SP Competition	Cupra Leon Competicion	TCR	1'58.501	1.054	0.188	10
4	27 VOLT Ruben	EST	ALM Motorsport	ALM Motorsport	Honda Civic FL5 H80	TCR	1'58.613	1.166	0.112	10
5	69 RAFFAELE Francesca	ITA	Aikoa Racing	Aikoa Racing	Audi RS3 LMS	TCR	1'58.858	1.411	0.245	11
6	10 PAOLINO Federico	ITA	Paolino Federico		Audi RS3 LMS	TCR	1'59.031	1.584	0.173	12
7	67 PELLEGRINI Marco	ITA	Pellegrini Marco	Pinetti Motorsport	Audi RS3 LMS	TCR	1'59.068	1.621	0.037	11
8	14 JELMINI Felice	ITA	Jelmini Felice	PMA	Audi RS3 LMS	TCR	1'59.134	1.687	0.066	10
9	56 BRUSA Cesare	ITA	Target Competition	Target Competition	Hyundai Elantra N	TCR	1'59.287	1.840	0.153	7
10	7 PELATTI Sandro	ITA	Aikoa Racing	Aikoa Racing	Audi RS3 LMS	TCR	1'59.382	1.935	0.095	12
11	30 BARBERINI Cosimo	ITA	Barberini Cosimo	NOS	Cupra Leon Competicion	TCR	1'59.455	2.008	0.073	8
12	25 ROCCA Paolo	ITA	Rocca Paolo	MM Motorsport	Honda Civic FK7 H70	TCR	1'59.648	2.201	0.193	12
13	22 NECCHI Piero	ITA	Necchi Piero		Audi RS3 LMS	TCR	1'59.707	2.260	0.059	10
14	19 FERNÁNDEZ Felipe	ESP	Auto Club RC2 Valles	Auto Club RC2 Valles	Audi RS3 LMS	TCR	1'59.799	2.352	0.092	8
15	1 LANGEVELD Niels	NLD	MM Motorsport	MM Motorsport	Honda Civic FL5 H80	TCR	1'59.808	2.361	0.009	11
16	9 PARK Junui	KOR	Solite Indigo Racing	Solite Indigo Racing	Hyundai Elantra N	TCR	2'00.124	2.677	0.316	7
17	8 BABUIN Denis	ITA	Babuin Denis		Audi RS3 LMS	TCR	2'00.258	2.811	0.134	12
18	64 LOSONCZY Levente	HUN	Aggressive Team Italia	Aggressive Team Italia	Hyundai Elantra N	TCR	2'00.261	2.814	0.003	13
19	4 GURRIERI Raffaele	ITA	Gurrieri Raffaele		Cupra Leon	TCR	2'00.822	3.375	0.561	11
20	77 PUSSIER Sylvain	FRA	Pussier Sylvain	SP Competition	Cupra Leon Competicion	TCR	2'00.887	3.440	0.065	10
21	70 PARK Junesung	KOR	Solite Indigo Racing	Solite Indigo Racing	Hyundai Elantra N	TCR	2'00.953	3.506	0.066	7
22	34 SCAMARDI Giovanni	BEL	Aggressive Team Italia	Aggressive Team Italia	Hyundai Elantra N	TCR	2'00.962	3.515	0.009	13
23	41 FERNÁNDEZ Victor	ESP	Auto Club RC2 Valles	Auto Club RC2 Valles	Audi RS3 LMS	TCR	2'01.160	3.713	0.198	9
24	18 BUTTI Marco	ITA	Target Competition	Target Competition	Hyundai Elantra N	TCR	2'01.165	3.718	0.005	6
25	44 IMBERTI Michele	ITA	Imberti Michele		Hyundai i30 N	TCR	2'01.180	3.733	0.015	8
26	12 FERNÁNDEZ Rubén	ESP	Auto Club RC2 Valles	Auto Club RC2 Valles	Audi RS3 LMS	TCR	2'01.183	3.736	0.003	9
27	21 GUIDA Nicola	ITA	Guida Nicola		Audi RS3 LMS	TCR	2'01.292	3.845	0.109	12
28	96 PALANTI Paolo	ITA	Aikoa Racing	Aikoa Racing	Audi RS3 DSG	TCDS	2'01.450	4.003	0.158	10
29	33 CHIRIGUT Horia-Traian	ROU	Volcano Racing		Audi RS3 LMS	TCR	2'01.500	4.053	0.050	11
30	48 NATALONI Nello	ITA	Nataloni Nello		Audi RS3 LMS	TCR	2'01.875	4.428	0.375	12
31	11 REDUZZI Damiano	ITA	Reduzzi Damiano	Trico WRT	Hyundai Elantra N	TCR	2'01.900	4.453	0.025	9
32	88 GALLO Luigi	ITA	Gallo Luigi	RC Motorsport	Audi RS3 DSG	TCDS	2'02.563	5.116	0.663	6
33	81 DALOKAY Vedat Ali	TUR	Bitci Racing Team AMS	Bitci Racing Team AMS	Audi RS3 DSG	TCDS	2'02.791	5.344	0.228	11
34	37 LOPÉZ BOLOTÍN Sergio	VEN	Auto Club RC2 Valles	Auto Club RC2 Valles	Audi RS3 LMS	TCR	2'02.848	5.401	0.057	9
35	92 FEDELI Carlotta	ITA	Fedeli Carlotta	RC Motorsport	Audi RS3 DSG	TCDS	2'03.048	5.601	0.200	11
36	89 LOIA Niccolò	ITA	Loia Niccolò	NOS	Volkswagen Golf	TCDS	2'03.173	5.726	0.125	8
37	82 CARDONE Francesco	ITA	Aikoa Racing	Aikoa Racing	Audi RS3 DSG	TCDS	2'05.823	8.376	2.650	11
38	80 BARBERI Filippo	ITA	Aikoa Racing	Aikoa Racing	Audi RS3 DSG	TCDS	2'06.869	9.422	1.046	4
39	86 FANTILLI Giorgio	ITA	Fantilli Giorgio		Cupra Leon	TCDS	2'07.981	10.534	1.112	7

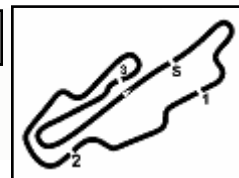
Umidità	42%	ARIA	32°C
Condizioni	DRY	Pista	49°C

Direttore di Gara : Antonio Canu

Direttore di Prova : Daniele Galbiati

07/07/2023 Inizio 12:59 Fine 13:31

Esposta alle:


ACI Racing Weekend Mugello, 8-9 Luglio 2023
TCR Italy - Classifica Prove Libere 2
Penalty and Infringment
Fastest Laps Sequence

Num.	Concorrente	Naz	Team	Auto	Local Time	Tempo	Dist.	Media
72	F. GIROLAMI	ARG	Aikoa Racing	Audi RS3 LMS	13:03'26.916	2'00.490		156,710
30	C. BARBERINI	ITA	NOS	Cupra Leon Competicion	13:04'17.401	2'00.343	-0.147	156,902
72	F. GIROLAMI	ARG	Aikoa Racing	Audi RS3 LMS	13:05'26.981	2'00.065	-0.278	157,265
30	C. BARBERINI	ITA	NOS	Cupra Leon Competicion	13:06'16.856	1'59.455	-0.610	158,068
76	A. COMTE	FRA	SP Competition	Cupra Leon Competicion	13:10'22.518	1'58.501	-0.954	159,340
2	R. MASSARO	ITA	Target Competition	Hyundai Elantra N	13:13'54.014	1'58.313	-0.188	159,594
72	F. GIROLAMI	ARG	Aikoa Racing	Audi RS3 LMS	13:28'44.378	1'57.447	-0.866	160,770

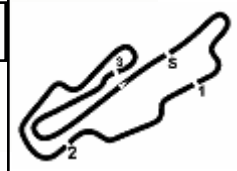
Direttore di Gara : Antonio Canu

Direttore di Prova : Daniele Galbiati

07/07/2023 Inizio 12:59 Fine 13:31

Esposta alle:





Aut.Int. Mugello 5.245 m

ACI Racing Weekend Mugello, 8-9 Luglio 2023

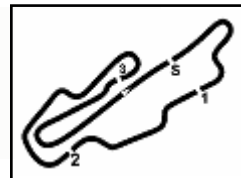
TCR Italy - Riepilogativa Libere

Num. Conducente	Naz	Concorrente	Team	Auto	Classe	Sess. 1	Sess. 2	Tempo	Dist.	Rel.	Giri		
1	19 FERNÁNDEZ	Felipe	ESP	Auto Club RC2 Valles	Auto Club RC2 Valles	Audi RS3 LMS	TCR	1'56.700	1'59.799	1'56.700		18	
2	9 PARK	Junui	KOR	Solite Indigo Racing	Solite Indigo Racing	Hyundai Elantra N	TCR	1'57.193	2'00.124	1'57.193	0.493	0.493	17
3	1 LANGEVELD	Niels	NLD	MM Motorsport	MM Motorsport	Honda Civic FL5 H80	TCR	1'57.292	1'59.808	1'57.292	0.592	0.099	22
4	14 JELMINI	Felice	ITA	Jelmini Felice	PMA	Audi RS3 LMS	TCR	1'57.430	1'59.134	1'57.430	0.730	0.138	16
5	72 GIROLAMI	Franco	ARG	Aikoa Racing	Aikoa Racing	Audi RS3 LMS	TCR	1'57.905	1'57.447	1'57.447	0.747	0.017	22
6	64 LOSONCZY	Levente	HUN	Aggressive Team Italia	Aggressive Team Italia	Hyundai Elantra N	TCR	1'57.531	2'00.261	1'57.531	0.831	0.084	24
7	56 BRUSA	Cesare	ITA	Target Competition	Target Competition	Hyundai Elantra N	TCR	1'57.593	1'59.287	1'57.593	0.893	0.062	17
8	30 BARBERINI	Cosimo	ITA	Barberini Cosimo	NOS	Cupra Leon Competicion	TCR	1'57.885	1'59.455	1'57.885	1.185	0.292	18
9	70 PARK	Junesung	KOR	Solite Indigo Racing	Solite Indigo Racing	Hyundai Elantra N	TCR	1'58.005	2'00.953	1'58.005	1.305	0.120	16
10	44 IMBERTI	Michele	ITA	Imberti Michele		Hyundai i30 N	TCR	1'58.084	2'01.180	1'58.084	1.384	0.079	19
11	18 BUTTI	Marco	ITA	Target Competition	Target Competition	Hyundai Elantra N	TCR	1'58.122	2'01.165	1'58.122	1.422	0.038	17
12	67 PELLEGRINI	Marco	ITA	Pellegrini Marco	Pinetti Motorsport	Audi RS3 LMS	TCR	1'58.169	1'59.068	1'58.169	1.469	0.047	20
13	2 MASSARO	Rodolfo	ITA	Target Competition	Target Competition	Hyundai Elantra N	TCR	1'59.077	1'58.313	1'58.313	1.613	0.144	21
14	25 ROCCA	Paolo	ITA	Rocca Paolo	MM Motorsport	Honda Civic FK7 H70	TCR	1'58.351	1'59.648	1'58.351	1.651	0.038	24
15	27 VOLT	Ruben	EST	ALM Motorsport	ALM Motorsport	Honda Civic FL5 H80	TCR	1'58.452	1'58.613	1'58.452	1.752	0.101	21
16	22 NECCHI	Piero	ITA	Necchi Piero		Audi RS3 LMS	TCR	1'58.478	1'59.707	1'58.478	1.778	0.026	19
17	76 COMTE	Aurelien	FRA	Comte Aurelien	SP Competition	Cupra Leon Competicion	TCR	2'16.626	1'58.501	1'58.501	1.801	0.023	14
18	77 PUSSIER	Sylvain	FRA	Pussier Sylvain	SP Competition	Cupra Leon Competicion	TCR	1'58.578	2'00.887	1'58.578	1.878	0.077	18
19	12 FERNÁNDEZ	Rubén	ESP	Auto Club RC2 Valles	Auto Club RC2 Valles	Audi RS3 LMS	TCR	1'58.649	2'01.183	1'58.649	1.949	0.071	20
20	41 FERNÁNDEZ	Victor	ESP	Auto Club RC2 Valles	Auto Club RC2 Valles	Audi RS3 LMS	TCR	1'58.738	2'01.160	1'58.738	2.038	0.089	20
21	34 SCAMARDI	Giovanni	BEL	Aggressive Team Italia	Aggressive Team Italia	Hyundai Elantra N	TCR	1'58.767	2'00.962	1'58.767	2.067	0.029	23
22	37 LOPÉZ BOLOTÍN	Sergio	VEN	Auto Club RC2 Valles	Auto Club RC2 Valles	Audi RS3 LMS	TCR	1'58.782	2'02.848	1'58.782	2.082	0.015	20
23	69 RAFFAELE	Francesca	ITA	Aikoa Racing	Aikoa Racing	Audi RS3 LMS	TCR	1'59.282	1'58.858	1'58.858	2.158	0.076	23
24	7 PELATTI	Sandro	ITA	Aikoa Racing	Aikoa Racing	Audi RS3 LMS	TCR	1'58.862	1'59.382	1'58.862	2.162	0.004	25
25	10 PAOLINO	Federico	ITA	Paolino Federico		Audi RS3 LMS	TCR	1'59.735	1'59.031	1'59.031	2.331	0.169	23
26	21 GUIDA	Nicola	ITA	Guida Nicola		Audi RS3 LMS	TCR	1'59.170	2'01.292	1'59.170	2.470	0.139	22
27	8 BABUIN	Denis	ITA	Babuini Denis		Audi RS3 LMS	TCR	1'59.307	2'00.258	1'59.307	2.607	0.137	25
28	11 REDUZZI	Damiano	ITA	Reduzzi Damiano	Trico WRT	Hyundai Elantra N	TCR	1'59.435	2'01.900	1'59.435	2.735	0.128	18
29	33 CHIRIGUT	Horia-Traian	ROU	Volcano Racing		Audi RS3 LMS	TCR	1'59.966	2'01.500	1'59.966	3.266	0.531	21
30	4 GURRIERI	Raffaele	ITA	Gurrieri Raffaele		Cupra Leon	TCR	2'00.001	2'00.822	2'00.001	3.301	0.035	22
31	96 PALANTI	Paolo	ITA	Aikoa Racing	Aikoa Racing	Audi RS3 DSG	TCDS	2'02.616	2'01.450	2'01.450	4.750	1.449	21
32	48 NATALONI	Nello	ITA	Nataloni Nello		Audi RS3 LMS	TCR	2'03.121	2'01.875	2'01.875	5.175	0.425	20
33	88 GALLO	Luiqi	ITA	Gallo Luigi	RC Motorsport	Audi RS3 DSG	TCDS	2'02.242	2'02.563	2'02.242	5.542	0.367	16
34	92 FEDELI	Carlotta	ITA	Fedeli Carlotta	RC Motorsport	Audi RS3 DSG	TCDS	2'02.715	2'03.048	2'02.715	6.015	0.473	23
35	81 DALOKAY	Vedat Ali	TUR	Bitci Racing Team AMS	Bitci Racing Team AMS	Audi RS3 DSG	TCDS	2'03.251	2'02.791	2'02.791	6.091	0.076	22
36	89 LOIA	Niccolò	ITA	Loia Niccolò	NOS	Volkswagen Golf	TCDS	2'05.502	2'03.173	2'03.173	6.473	0.382	16
37	82 CARDONE	Francesco	ITA	Aikoa Racing	Aikoa Racing	Audi RS3 DSG	TCDS	2'03.837	2'05.823	2'03.837	7.137	0.664	23
38	86 FANTILLI	Giorgio	ITA	Fantilli Giorgio		Cupra Leon	TCDS	2'05.784	2'07.981	2'05.784	9.084	1.947	18
39	80 BARBERI	Filippo	ITA	Aikoa Racing	Aikoa Racing	Audi RS3 DSG	TCDS	2'09.179	2'06.869	2'06.869	10.169	1.085	10

Direttore di Gara : Antonio Canu

Direttore di Prova : Daniele Galbiati

07/07/2023

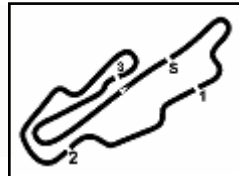

 Aut.Int. Mugello 5.245 m
1 / 2

ACI Racing Weekend Mugello, 8-9 Luglio 2023

TCR Italy - Ideal Time Prove Libere 2

Num.	Conduuttore	Auto	Seg. 1	Seg. 2	Seg. 3	Seg. 4	Ideal Time		
			Diff. 1	Diff. 2	Diff. 3	Diff. 4	Miglior Giro	Pos.	Diff.
1	72 GIROLAMI F. (ARG)	Audi RS3 LMS	28.601	23.597	36.754	28.495	1'57.447		
2	27 VOLT R. (EST)	Honda Civic FL5 H80	28.549	24.033 +0.552	37.008	28.471	1'58.061	4	0.552
3	67 PELLEGRINI M. (ITA)	Audi RS3 LMS	28.626 +0.595	23.760 +0.315	37.131	28.641	1'58.158	7	0.910
4	76 COMTE A. (FRA)	Cupra Leon Competicion	28.383	23.943 +0.288	37.178	28.709	1'58.213	3	0.288
5	2 MASSARO R. (ITA)	Hyundai Elantra N	28.515	23.491	37.347	28.932 +0.028	1'58.285	2	0.028
6	69 RAFFAELE F. (ITA)	Audi RS3 LMS	28.911 +0.016	23.798	37.097	29.036	1'58.842	5	0.016
7	7 PELATTI S. (ITA)	Audi RS3 LMS	28.840	24.321	37.419 +0.244	28.346 +0.212	1'58.926	10	0.456
8	10 PAOLINO F. (ITA)	Audi RS3 LMS	28.766	24.123	37.187	28.955	1'59.031	6	
9	14 JELMINI F. (ITA)	Audi RS3 LMS	29.002 +0.078	23.782	37.387	28.876 +0.009	1'59.047	8	0.087
10	37 LOPÉZ BOLOTÍN S. (VE)	Audi RS3 LMS	28.688 +1.026	23.775 +1.142	37.723 +1.153	28.863 +0.478	1'59.049	34	3.799
11	56 BRUSA C. (ITA)	Hyundai Elantra N	28.850	23.657	37.539	29.241	1'59.287	9	
12	30 BARBERINI C. (ITA)	Cupra Leon Competicion	29.039 +0.159	23.746	37.471	29.040	1'59.296	11	0.159
13	12 FERNÁNDEZ R. (ESP)	Audi RS3 LMS	28.615	23.988	37.822	29.165 +1.593	1'59.590	26	1.593
14	25 ROCCA P. (ITA)	Honda Civic FK7 H70	28.986 +0.041	23.824	37.651	29.141 +0.005	1'59.602	12	0.046
15	1 LANGEVELD N. (NLD)	Honda Civic FL5 H80	29.015	23.914	37.582 +0.144	29.153	1'59.664	15	0.144
16	22 NECCHI P. (ITA)	Audi RS3 LMS	28.931	24.352	37.408	29.016	1'59.707	13	
17	19 FERNÁNDEZ F. (ESP)	Audi RS3 LMS	28.949 +0.034	24.088 +0.044	37.682 +0.001	29.001	1'59.720	14	0.079
18	8 BABUIN D. (ITA)	Audi RS3 LMS	28.875	24.093 +0.065	37.978 +0.282	28.906 +0.059	1'59.852	17	0.406
19	9 PARK J. (KOR)	Hyundai Elantra N	29.170 +0.124	23.957	37.644 +0.031	29.140 +0.058	1'59.911	16	0.213
20	64 LOSONCZY L. (HUN)	Hyundai Elantra N	28.891 +0.005	24.412 +0.271	37.676	29.006	1'59.985	18	0.276
21	70 PARK J. (KOR)	Hyundai Elantra N	29.057	23.740	38.328 +0.457	29.160 +0.211	2'00.285	21	0.668
22	4 GURRIERI R. (ITA)	Cupra Leon	29.089	24.444	38.095 +0.226	28.968	2'00.596	19	0.226
23	77 PUSSIER S. (FRA)	Cupra Leon Competicion	29.158 +0.168	24.463 +0.098	38.042	28.958	2'00.621	20	0.266
24	34 SCAMARDI G. (BEL)	Hyundai Elantra N	29.164	24.132 +0.026	38.038 +0.027	29.378 +0.197	2'00.712	22	0.250
25	18 BUTTI M. (ITA)	Hyundai Elantra N	29.284	24.119	38.055 +0.124	29.491 +0.092	2'00.949	24	0.216
26	44 IMBERTI M. (ITA)	Hyundai i30 N	29.495	24.116 +0.171	38.236 +0.058	29.104	2'00.951	25	0.229
27	41 FERNÁNDEZ V. (ESP)	Audi RS3 LMS	29.113 +0.169	24.495	38.230	29.153	2'00.991	23	0.169
28	21 GUIDA N. (ITA)	Audi RS3 LMS	29.414 +0.094	24.398 +0.159	38.094	29.100 +0.033	2'01.006	27	0.286
29	33 CHIRIGUT H. (ROU)	Audi RS3 LMS	29.023 +0.102	24.722	38.451 +0.006	28.924 +0.272	2'01.120	29	0.380
30	11 REDUZZI D. (ITA)	Hyundai Elantra N	29.213 +0.359	24.468 +0.232	38.323 +0.007	29.278 +0.020	2'01.282	31	0.618
31	96 PALANTI P. (ITA)	Audi RS3 DSG	29.462	24.644	37.877	29.419 +0.048	2'01.402	28	0.048
32	48 NATALONI N. (ITA)	Audi RS3 LMS	29.339	24.952 +0.099	38.227	29.258	2'01.776	30	0.099
33	92 FEDELI C. (ITA)	Audi RS3 DSG	29.595	24.477 +0.065	38.613 +0.198	29.488 +0.612	2'02.173	35	0.875

07/07/2023

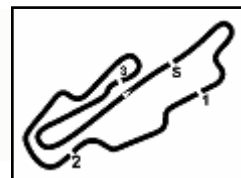


ACI Racing Weekend Mugello, 8-9 Luglio 2023

TCR Italy - Ideal Time Prove Libere 2

 Aut.Int. Mugello 5.245 m
2 / 2

Num. Conducente	Auto	Seg. 1	Seg. 2	Seg. 3	Seg. 4	Ideal Time			
		Diff. 1	Diff. 2	Diff. 3	Diff. 4	Miglior Giro	Pos.	Diff.	
34	88 GALLO L. (ITA)	Audi RS3 DSG	29.344	24.997	38.594	29.628	2'02.563		
35	81 DALOKAY V. (TUR)	Audi RS3 DSG	29.344	25.042	38.541	29.741 +0.123	2'02.668	33	0.123
36	89 LOIA N. (ITA)	Volkswagen Golf	29.928 +0.019	24.578	38.515	30.133	2'03.154	36	0.019
37	82 CARDONE F. (ITA)	Audi RS3 DSG	30.070 +0.286	25.401 +0.545	39.199	30.322	2'04.992	37	0.831
38	80 BARBERI F. (ITA)	Audi RS3 DSG	30.541 +0.865	24.873 +0.393	39.932 +0.070	30.186 +0.009	2'05.532	38	1.337
39	86 FANTILLI G. (ITA)	Cupra Leon	30.796 +0.478	25.767	40.374	30.494 +0.072	2'07.431	39	0.550
Ideal Time Assoluto			28.383	23.491	36.754	28.346	1'56.974		



Aut.Int. Mugello 5.245 m

5 / 5

ACI Racing Weekend Mugello, 8-9 Luglio 2023

TCR Italy - Analisi Tempi Prove Libere 2

5	30.339	24.918	39.676	4'30.970	6'05.903P	225,9	13:12'37.061
6	47.764	29.773	44.704	33.358	2'35.599P	105,8	13:15'12.660
7	32.208	26.765	42.047	30.236	2'11.256	216,9	13:17'23.916
8	29.947	24.578	38.515	30.133	2'03.173	223,1	13:19'27.089
9	29.928	35.353	1'12.058	5'19.301	7'36.640P	223,6	13:27'03.729

92 C. FEDELI (2'03.048)

Giro	Seg.1	Seg.2	Seg.3	Seg.4	T. Giro	km/h	Local Time
1							13:00'04.563
2	43.894	34.004	47.093	35.209	2'40.200P	136,0	13:02'44.763
3	34.773	28.034	42.691	2'21.921	4'07.419P	177,0	13:06'52.182
4	42.078	31.555	45.221	29.835	2'28.689P	104,1	13:09'20.871
5	29.670	24.868	39.321	29.488	2'03.347	226,9	13:11'24.218
6	30.364	24.647	38.613	29.601	2'03.225	206,1	13:13'27.443
7	29.595	24.542	38.811	30.100	2'03.048	225,9	13:15'30.491
8	29.747	24.828	39.409	29.624	2'03.608	229,3	13:17'34.099
9	29.934	25.070	39.625	34.700	2'09.329	227,4	13:19'43.428
10	35.490	46.562	1'10.415	2'41.276	5'13.743P	220,4	13:24'57.171
11	56.603	27.329	42.052	29.725	2'35.709P	77,0	13:27'32.880
12	30.114	24.477	39.626	30.014	2'04.231	228,8	13:29'37.111

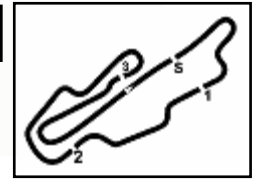
96 P. PALANTI (2'01.450)

Giro	Seg.1	Seg.2	Seg.3	Seg.4	T. Giro	km/h	Local Time
1							13:00'09.640
2	46.156	30.843	45.246	34.235	2'36.480P	113,9	13:02'46.120
3	31.685	26.997	41.446	31.055	2'11.183	222,2	13:04'57.303
4	29.514	24.695	38.249	29.419	2'01.877	225,0	13:06'59.180
5	29.462	24.644	37.877	29.467	2'01.450	226,9	13:09'00.630
6	29.852	32.535	48.180	2'05.901	3'56.468P	226,9	13:12'57.098
7	46.601	27.464	42.714	30.970	2'27.749P	106,9	13:15'24.847
8	29.729	25.810	40.534	30.217	2'06.290	226,4	13:17'31.137
9	30.638	25.182	39.336	34.296	2'09.452	226,9	13:19'40.589
10	32.500	47.902	1'13.221	1'02.246	3'35.869	224,1	13:23'16.458
11	57.724	46.642	57.299	30.805	3'12.470	80,7	13:26'28.928

07/07/2023

P = Box In/Out - C = Tempo Invalidato





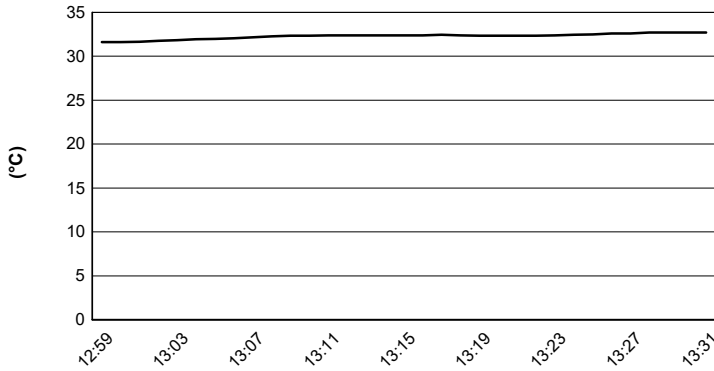
Aut.Int. Mugello 5.245 m

ACI Racing Weekend Mugello, 8-9 Luglio 2023

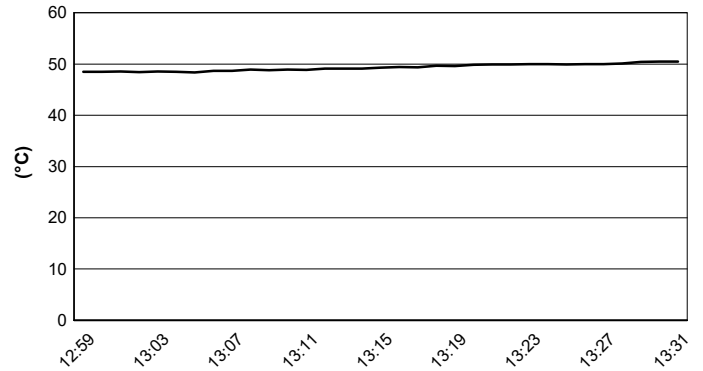
TCR Italy - Meteo Prove Libere 2

Session started 12:59 - Session ended 13:31

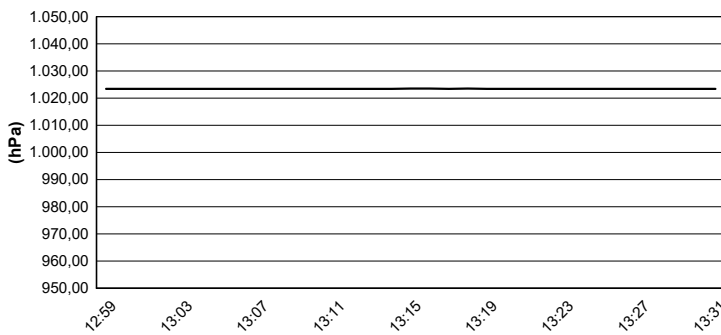
Air Temperature



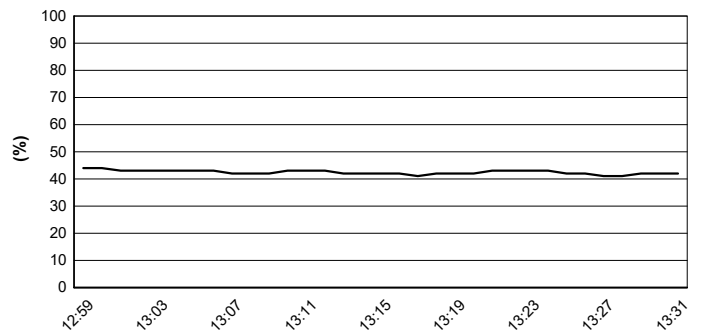
Track Temperature



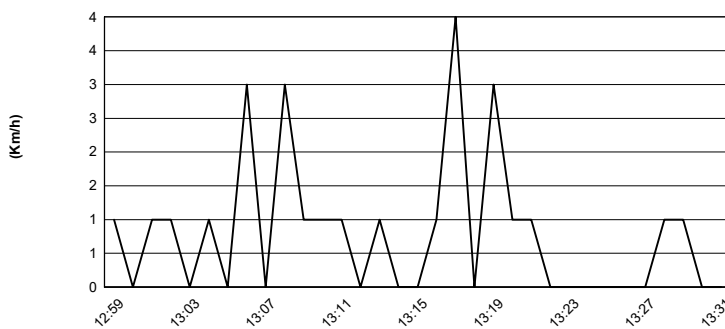
Air Pressure



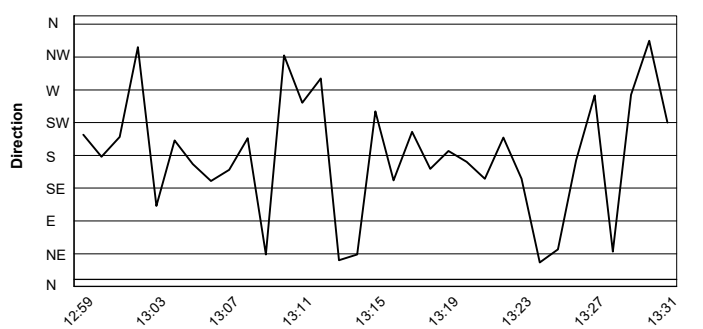
Humidity



Wind Speed



Wind Direction



07/07/2023

