
ACI Racing Weekend Mugello, 8-9 Luglio 2023
TCR Italy - Classifica Qualifiche

Aut.Int. Mugello 5.245 m

1 / 2

Num.	Conduttore	Naz	Concorrente	Team	Auto	Classe	Tempo	Dist.	Rel.	Giri
1	18 BUTTI Marco	ITA	Target Competition	Target Competition	Hyundai Elantra N	TCR	1'56.634			5
2	1 LANGEVELD Niels	NLD	MM Motorsport	MM Motorsport	Honda Civic FL5 H80	TCR	1'56.742	0.108	0.108	7
3	76 COMTE Aurelien	FRA	Comte Aurelien	SP Competition	Cupra Leon Competicion	TCR	1'56.921	0.287	0.179	11
4	37 LOPÉZ BOLOTÍN Sergio	VEN	Auto Club RC2 Valles	Auto Club RC2 Valles	Audi RS3 LMS	TCR	1'56.924	0.290	0.003	10
5	14 JELMINI Felice	ITA	Jelmini Felice	PMA	Audi RS3 LMS	TCR	1'56.960	0.326	0.036	10
6	56 BRUSA Cesare	ITA	Target Competition	Target Competition	Hyundai Elantra N	TCR	1'57.064	0.430	0.104	11
7	12 FERNÁNDEZ Rubén	ESP	Auto Club RC2 Valles	Auto Club RC2 Valles	Audi RS3 LMS	TCR	1'57.144	0.510	0.080	9
8	9 PARK Junui	KOR	Solite Indigo Racing	Solite Indigo Racing	Hyundai Elantra N	TCR	1'57.146	0.512	0.002	10
9	72 GIROLAMI Franco	ARG	Aikoa Racing	Aikoa Racing	Audi RS3 LMS	TCR	1'57.238	0.604	0.092	9
10	27 VOLT Ruben	EST	ALM Motorsport	ALM Motorsport	Honda Civic FL5 H80	TCR	1'57.314	0.680	0.076	11
11	19 FERNÁNDEZ Felipe	ESP	Auto Club RC2 Valles	Auto Club RC2 Valles	Audi RS3 LMS	TCR	1'57.569	0.935	0.255	9
12	67 PELLEGRINI Marco	ITA	Pellegrini Marco	Pinetti Motorsport	Audi RS3 LMS	TCR	1'57.572	0.938	0.003	8
13	8 BABUIN Denis	ITA	Babuini Denis		Audi RS3 LMS	TCR	1'57.754	1.120	0.182	12
14	69 RAFFAELE Francesca	ITA	Aikoa Racing	Aikoa Racing	Audi RS3 LMS	TCR	1'57.870	1.236	0.116	11
15	2 MASSARO Rodolfo	ITA	Target Competition	Target Competition	Hyundai Elantra N	TCR	1'57.896	1.262	0.026	11
16	77 PUSSIER Sylvain	FRA	Pussier Sylvain	SP Competition	Cupra Leon Competicion	TCR	1'57.938	1.304	0.042	12
17	30 BARBERINI Cosimo	ITA	Barberini Cosimo	NOS	Cupra Leon Competicion	TCR	1'57.987	1.353	0.049	10
18	25 ROCCA Paolo	ITA	Rocca Paolo	MM Motorsport	Honda Civic FK7 H70	TCR	1'57.989	1.355	0.002	12
19	70 PARK Junesung	KOR	Solite Indigo Racing	Solite Indigo Racing	Hyundai Elantra N	TCR	1'58.025	1.391	0.036	6
20	10 PAOLINO Federico	ITA	Paolino Federico		Audi RS3 LMS	TCR	1'58.165	1.531	0.140	11
21	34 SCAMARDI Giovanni	BEL	Aggressive Team Italia	Aggressive Team Italia	Hyundai Elantra N	TCR	1'58.211	1.577	0.046	12
22	44 IMBERTI Michele	ITA	Imberti Michele		Hyundai i30 N	TCR	1'58.215	1.581	0.004	10
23	22 NECCHI Piero	ITA	Necchi Piero		Audi RS3 LMS	TCR	1'58.265	1.631	0.050	12
24	11 REDUZZI Damiano	ITA	Reduzzi Damiano	Trico WRT	Hyundai Elantra N	TCR	1'58.734	2.100	0.469	12
25	64 LOSONCZY Levente	HUN	Aggressive Team Italia	Aggressive Team Italia	Hyundai Elantra N	TCR	1'58.770	2.136	0.036	12
26	7 PELATTI Sandro	ITA	Aikoa Racing	Aikoa Racing	Audi RS3 LMS	TCR	1'59.226	2.592	0.456	15
27	21 GUIDA Nicola	ITA	Guida Nicola		Audi RS3 LMS	TCR	1'59.276	2.642	0.050	12
28	41 FERNÁNDEZ Victor	ESP	Auto Club RC2 Valles	Auto Club RC2 Valles	Audi RS3 LMS	TCR	1'59.302	2.668	0.026	12
29	4 GURRIERI Raffaele	ITA	Gurrieri Raffaele		Cupra Leon	TCR	1'59.859	3.225	0.557	13
30	33 CHIRIGUT Horia-Traian	ROU	Volcano Motorsport	Volcano Motorsport	Audi RS3 LMS	TCR	2'00.113	3.479	0.254	13
31	96 PALANTI Paolo	ITA	Aikoa Racing	Aikoa Racing	Audi RS3 DSG	TCDS	2'01.263	4.629	1.150	7
32	48 NATALONI Nello	ITA	Nataloni Nello		Audi RS3 LMS	TCR	2'01.325	4.691	0.062	13
33	81 DALOKAY Vedat Ali	TUR	Bitci Racing Team AMS	Bitci Racing Team AMS	Audi RS3 DSG	TCDS	2'01.433	4.799	0.108	12
34	89 LOIA Niccolò	ITA	Loia Niccolò	NOS	Volkswagen Golf	TCDS	2'01.658	5.024	0.225	12
35	80 BARBERI Filippo	ITA	Aikoa Racing	Aikoa Racing	Audi RS3 DSG	TCDS	2'01.797	5.163	0.139	13
36	88 GALLO Luigi	ITA	Gallo Luigi	RC Motorsport	Audi RS3 DSG	TCDS	2'01.953	5.319	0.156	11
37	92 FEDELI Carlotta	ITA	Fedeli Carlotta	RC Motorsport	Audi RS3 DSG	TCDS	2'02.351	5.717	0.398	11
38	86 FANTILLI Giorgio	ITA	Fantilli Giorgio		Cupra Leon	TCDS	2'03.721	7.087	1.370	11
39	82 CARDONE Francesco	ITA	Aikoa Racing	Aikoa Racing	Audi RS3 DSG	TCDS	2'04.723	8.089	1.002	10

Tempo di Qualificazione: (117% di 1'56.766): 2'16.616

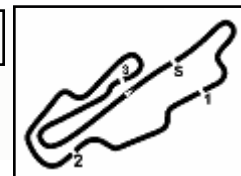
Umidità	49%	ARIA	29°C
Condizioni	DRY	Pista	38°C

Stewards : Ronny Guarini Franco Trinci Sandro Montani

07/07/2023 Inizio 18:33 Fine 19:05

Esposta alle:



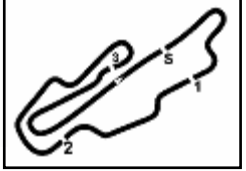

ACI Racing Weekend Mugello, 8-9 Luglio 2023
TCR Italy - Classifica Qualifiche
Penalty and Infringement
Fastest Laps Sequence

Num.	Concorrente	Naz	Team	Auto	Local Time	Tempo	Dist.	Media
72	F. GIROLAMI	ARG	Aikoa Racing	Audi RS3 LMS	18:37'22.976	1'57.478		160,728
18	M. BUTTI	ITA	Target Competition	Hyundai Elantra N	18:37'30.575	1'56.634	-0.844	161,891

Stewards : Ronny Guarini Franco Trinci Sandro Montani

07/07/2023 Inizio 18:33 Fine 19:05

Esposta alle:



ACI Racing Weekend Mugello, 8-9 Luglio 2023

TCR Italy - Best Sectors & Speed Qualifiche

MIGLIOR GIRO		
1	18 BUTTI Marco	Hundai Elantra N 1'56.634
2	1 LANGEVELD Niels	Honda Civic FL5 H80 1'56.742
3	76 COMTE Aurelien	Cupra Leon Competicion 1'56.921
4	37 LOPÉZ BOLOTÍN Sergio	Audi RS3 LMS 1'56.924
5	14 JELMINI Felice	Audi RS3 LMS 1'56.960
6	56 BRUSA Cesare	Hundai Elantra N 1'57.064
7	12 FERNÁNDEZ Rubén	Audi RS3 LMS 1'57.144
8	9 PARK Junui	Hundai Elantra N 1'57.146
9	72 GIROLAMI Franco	Audi RS3 LMS 1'57.238
10	27 VOLT Ruben	Honda Civic FL5 H80 1'57.314
11	19 FERNÁNDEZ Felipe	Audi RS3 LMS 1'57.569
12	67 PELLEGRINI Marco	Audi RS3 LMS 1'57.572
13	8 BABUIN Denis	Audi RS3 LMS 1'57.754
14	69 RAFFAELE Francesca	Audi RS3 LMS 1'57.870
15	2 MASSARO Rodolfo	Hundai Elantra N 1'57.896
16	77 PUSSIER Sylvain	Cupra Leon Competicion 1'57.938
17	30 BARBERINI Cosimo	Cupra Leon Competicion 1'57.987
18	25 ROCCA Paolo	Honda Civic FK7 H70 1'57.989
19	70 PARK Junesung	Hundai Elantra N 1'58.025
20	10 PAOLINO Federico	Audi RS3 LMS 1'58.165
21	34 SCAMARDI Giovanni	Hundai Elantra N 1'58.211
22	44 IMBERTI Michele	Hundai i30 N 1'58.215
23	22 NECCHI Piero	Audi RS3 LMS 1'58.265
24	11 REDUZZI Damiano	Hundai Elantra N 1'58.734
25	64 LOSONCZY Levente	Hundai Elantra N 1'58.770
26	7 PELATTI Sandro	Audi RS3 LMS 1'59.226
27	21 GUIDA Nicola	Audi RS3 LMS 1'59.276
28	41 FERNÁNDEZ Victor	Audi RS3 LMS 1'59.302
29	4 GURRIERI Raffaele	Cupra Leon 1'59.859
30	33 CHIRIGUT Horia-Traian	Audi RS3 LMS 2'00.113
31	96 PALANTI Paolo	Audi RS3 DSG 2'01.263
32	48 NATALONI Nello	Audi RS3 LMS 2'01.325
33	81 DALOKAY Vedat Ali	Audi RS3 DSG 2'01.433
34	89 LOIA Niccolò	Volkswaen Golf 2'01.658
35	80 BARBERI Filippo	Audi RS3 DSG 2'01.797
36	88 GALLO Luigi	Audi RS3 DSG 2'01.953
37	92 FEDELI Carlotta	Audi RS3 DSG 2'02.351
38	86 FANTILLI Giorgio	Cupra Leon 2'03.721
39	82 CARDONE Francesco	Audi RS3 DSG 2'04.723

SPEED		
1	21 GUIDA Nicola	Audi RS3 LMS 242,2
2	27 VOLT Ruben	Honda Civic FL5 H80 239,5
3	33 CHIRIGUT Horia-Traian	Audi RS3 LMS 238,9
4	41 FERNÁNDEZ Victor	Audi RS3 LMS 238,9
5	12 FERNÁNDEZ Rubén	Audi RS3 LMS 238,4
6	22 NECCHI Piero	Audi RS3 LMS 237,4
7	7 PELATTI Sandro	Audi RS3 LMS 236,8
8	10 PAOLINO Federico	Audi RS3 LMS 236,8
9	8 BABUIN Denis	Audi RS3 LMS 236,8
10	69 RAFFAELE Francesca	Audi RS3 LMS 236,3
11	37 LOPÉZ BOLOTÍN Sergio	Audi RS3 LMS 236,3
12	14 JELMINI Felice	Audi RS3 LMS 236,3
13	64 LOSONCZY Levente	Hundai Elantra N 235,3
14	19 FERNÁNDEZ Felipe	Audi RS3 LMS 235,3
15	11 REDUZZI Damiano	Hundai Elantra N 235,3
16	67 PELLEGRINI Marco	Audi RS3 LMS 234,8
17	2 MASSARO Rodolfo	Hundai Elantra N 234,8
18	77 PUSSIER Sylvain	Cupra Leon Competicion 234,8
19	72 GIROLAMI Franco	Audi RS3 LMS 234,3
20	48 NATALONI Nello	Audi RS3 LMS 234,3
21	9 PARK Junui	Hundai Elantra N 234,3
22	44 IMBERTI Michele	Hundai i30 N 233,8
23	25 ROCCA Paolo	Honda Civic FK7 H70 233,8
24	76 COMTE Aurelien	Cupra Leon Competicion 233,8
25	56 BRUSA Cesare	Hundai Elantra N 233,3
26	34 SCAMARDI Giovanni	Hundai Elantra N 232,8
27	4 GURRIERI Raffaele	Cupra Leon 232,3
28	96 PALANTI Paolo	Audi RS3 DSG 231,8
29	81 DALOKAY Vedat Ali	Audi RS3 DSG 231,8
30	80 BARBERI Filippo	Audi RS3 DSG 231,3
31	70 PARK Junesung	Hundai Elantra N 230,8
32	30 BARBERINI Cosimo	Cupra Leon Competicion 230,3
33	88 GALLO Luigi	Audi RS3 DSG 230,3
34	18 BUTTI Marco	Hundai Elantra N 229,8
35	1 LANGEVELD Niels	Honda Civic FL5 H80 229,3
36	92 FEDELI Carlotta	Audi RS3 DSG 229,3
37	89 LOIA Niccolò	Volkswagen Golf 227,8
38	82 CARDONE Francesco	Audi RS3 DSG 226,9
39	86 FANTILLI Giorgio	Cupra Leon 226,4

SEG. 1		
1	27 VOLT Ruben	28.100
2	37 LOPÉZ BOLOTÍN Sergio	28.236
3	14 JELMINI Felice	28.257
4	76 COMTE Aurelien	28.285
5	56 BRUSA Cesare	28.296
6	64 LOSONCZY Levente	28.315
7	12 FERNÁNDEZ Rubén	28.331
8	1 LANGEVELD Niels	28.366
9	19 FERNÁNDEZ Felipe	28.381
10	8 BABUIN Denis	28.400
11	18 BUTTI Marco	28.412
12	2 MASSARO Rodolfo	28.433
13	10 PAOLINO Federico	28.435
14	72 GIROLAMI Franco	28.441
15	41 FERNÁNDEZ Victor	28.455
16	11 REDUZZI Damiano	28.461
17	34 SCAMARDI Giovanni	28.504
18	69 RAFFAELE Francesca	28.514
19	67 PELLEGRINI Marco	28.517
20	9 PARK Junui	28.534
21	25 ROCCA Paolo	28.546
22	30 BARBERINI Cosimo	28.548
23	70 PARK Junesung	28.560
24	77 PUSSIER Sylvain	28.589
25	22 NECCHI Piero	28.600
26	33 CHIRIGUT Horia-Traian	28.662
27	44 IMBERTI Michele	28.665
28	4 GURRIERI Raffaele	28.706
29	21 GUIDA Nicola	28.710
30	7 PELATTI Sandro	28.815
31	81 DALOKAY Vedat Ali	29.092
32	88 GALLO Luigi	29.209
33	80 BARBERI Filippo	29.222
34	96 PALANTI Paolo	29.259
35	48 NATALONI Nello	29.278
36	92 FEDELI Carlotta	29.359
37	89 LOIA Niccolò	29.494
38	82 CARDONE Francesco	29.836
39	86 FANTILLI Giorgio	29.960

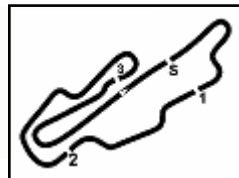
SEG. 2		
1	18 BUTTI Marco	23.090
2	2 MASSARO Rodolfo	23.104
3	56 BRUSA Cesare	23.167
4	1 LANGEVELD Niels	23.190
5	14 JELMINI Felice	23.222
6	9 PARK Junui	23.245
7	37 LOPÉZ BOLOTÍN Sergio	23.398
8	19 FERNÁNDEZ Felipe	23.416
9	72 GIROLAMI Franco	23.454
10	25 ROCCA Paolo	23.479
11	11 REDUZZI Damiano	23.502
12	12 FERNÁNDEZ Rubén	23.510
13	30 BARBERINI Cosimo	23.528
14	34 SCAMARDI Giovanni	23.530
15	70 PARK Junesung	23.532
16	8 BABUIN Denis	23.538
17	67 PELLEGRINI Marco	23.547
18	27 VOLT Ruben	23.554
19	76 COMTE Aurelien	23.568
20	69 RAFFAELE Francesca	23.683
21	44 IMBERTI Michele	23.691
22	77 PUSSIER Sylvain	23.763
23	22 NECCHI Piero	23.872
24	41 FERNÁNDEZ Victor	23.940
25	7 PELATTI Sandro	23.991
26	64 LOSONCZY Levente	23.998
27	10 PAOLINO Federico	24.094
28	21 GUIDA Nicola	24.139
29	80 BARBERI Filippo	24.193
30	4 GURRIERI Raffaele	24.232
31	89 LOIA Niccolò	24.262
32	81 DALOKAY Vedat Ali	24.353
33	92 FEDELI Carlotta	24.423
34	33 CHIRIGUT Horia-Traian	24.544
35	96 PALANTI Paolo	24.595
36	48 NATALONI Nello	24.661
37	86 FANTILLI Giorgio	24.781
38	88 GALLO Luigi	24.784
39	82 CARDONE Francesco	25.010

SEG. 3		
1	18 BUTTI Marco	36.381
2	76 COMTE Aurelien	36.484
3	1 LANGEVELD Niels	36.506
4	14 JELMINI Felice	36.608
5	27 VOLT Ruben	36.610
6	37 LOPÉZ BOLOTÍN Sergio	36.677
7	12 FERNÁNDEZ Rubén	36.687
8	56 BRUSA Cesare	36.719
9	72 GIROLAMI Franco	36.726
10	9 PARK Junui	36.748
11	10 PAOLINO Federico	36.766
12	77 PUSSIER Sylvain	36.860
13	67 PELLEGRINI Marco	36.878
14	19 FERNÁNDEZ Felipe	36.904
15	69 RAFFAELE Francesca	36.905
16	22 NECCHI Piero	36.940
17	2 MASSARO Rodolfo	36.942
18	34 SCAMARDI Giovanni	36.942
19	44 IMBERTI Michele	36.974
20	70 PARK Junesung	36.976
21	8 BABUIN Denis	37.005
22	11 REDUZZI Damiano	37.080
23	25 ROCCA Paolo	37.107
24	30 BARBERINI Cosimo	37.110
25	64 LOSONCZY Levente	37.205
26	21 GUIDA Nicola	37.520
27	7 PELATTI Sandro	37.630
28	41 FERNÁNDEZ Victor	37.710
29	4 GURRIERI Raffaele	37.719
30	96 PALANTI Paolo	37.856
31	48 NATALONI Nello	37.914
32	33 CHIRIGUT Horia-Traian	37.983
33	89 LOIA Niccolò	38.114
34	80 BARBERI Filippo	38.197
35	81 DALOKAY Vedat Ali	38.226
36	88 GALLO Luigi	38.403
37	86 FANTILLI Giorgio	38.744
38	82 CARDONE Francesco	39.027
39	92 FEDELI Carlotta	39.044

SEG. 4		
1	27 VOLT Ruben	28.368
2	67 PELLEGRINI Marco	28.442
3	7 PELATTI Sandro	28.457
4	72 GIROLAMI Franco	28.474
5	77 PUSSIER Sylvain	28.490
6	12 FERNÁNDEZ Rubén	28.498
7	14 JELMINI Felice	28.543
8	76 COMTE Aurelien	28.566
9	19 FERNÁNDEZ Felipe	28.582
10	69 RAFFAELE Francesca	28.590
11	44 IMBERTI Michele	28.591
12	37 LOPÉZ BOLOTÍN Sergio	28.613
13	9 PARK Junui	28.619
14	30 BARBERINI Cosimo	28.620
15	41 FERNÁNDEZ Victor	28.630
16	8 BABUIN Denis	28.636
17	21 GUIDA Nicola	28.641
18	33 CHIRIGUT Horia-Traian	28.647
19	64 LOSONCZY Levente	28.670
20	1 LANGEVELD Niels	28.680
21	22 NECCHI Piero	28.703
22	70 PARK Junesung	28.739
23	18 BUTTI Marco	28.751
24	25 ROCCA Paolo	28.763
25	56 BRUSA Cesare	28.781
26	2 MASSARO Rodolfo	28.804
27	48 NATALONI Nello	28.808
28	10 PAOLINO Federico	28.870
29	34 SCAMARDI Giovanni	28.885
30	11 REDUZZI Damiano	28.894
31	4 GURRIERI Raffaele	28.897
32	88 GALLO Luigi	29.380
33	96 PALANTI Paolo	29.417
34	80 BARBERI Filippo	29.421
35	92 FEDELI Carlotta	29.525
36	81 DALOKAY Vedat Ali	29.614
37	86 FANTILLI Giorgio	29.704
38	89 LOIA Niccolò	29.712
39	82 CARDONE Francesco	30.057

07/07/2023




 Aut.Int. Mugello 5.245 m
1 / 2

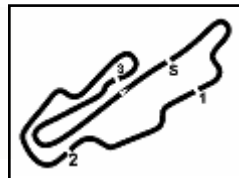
ACI Racing Weekend Mugello, 8-9 Luglio 2023

TCR Italy - Ideal Time Qualifiche

Num. Conducente	Auto	Seg. 1	Seg. 2	Seg. 3	Seg. 4	Ideal Time			
		Diff. 1	Diff. 2	Diff. 3	Diff. 4	Miglior Giro	Pos.	Diff.	
1	14 JELMINI F. (ITA)	Audi RS3 LMS	28.257 +0.224	23.222 +0.106	36.608	28.543	1'56.630 1'56.960	5	0.330
2	27 VOLT R. (EST)	Honda Civic FL5 H80	28.100 +0.375	23.554 +0.288	36.610	28.368 +0.019	1'56.632 1'57.314	10	0.682
3	18 BUTTI M. (ITA)	Hyundai Elantra N	28.412	23.090	36.381	28.751	1'56.634 1'56.634	1	
4	1 LANGEVELD N. (NLD)	Honda Civic FL5 H80	28.366	23.190	36.506	28.680	1'56.742 1'56.742	2	
5	76 COMTE A. (FRA)	Cupra Leon Competicion	28.285 +0.007	23.568	36.484	28.566 +0.011	1'56.903 1'56.921	3	0.018
6	37 LOPÉZ BOLOTÍN S. (VE)	Audi RS3 LMS	28.236	23.398	36.677	28.613	1'56.924 1'56.924	4	
7	56 BRUSA C. (ITA)	Hyundai Elantra N	28.296 +0.101	23.167	36.719	28.781	1'56.963 1'57.064	6	0.101
8	12 FERNÁNDEZ R. (ESP)	Audi RS3 LMS	28.331 +0.092	23.510	36.687	28.498 +0.026	1'57.026 1'57.144	7	0.118
9	72 GIROLAMI F. (ARG)	Audi RS3 LMS	28.441 +0.108	23.454	36.726 +0.027	28.474 +0.008	1'57.095 1'57.238	9	0.143
10	9 PARK J. (KOR)	Hyundai Elantra N	28.534	23.245	36.748	28.619	1'57.146 1'57.146	8	
11	2 MASSARO R. (ITA)	Hyundai Elantra N	28.433 +0.082	23.104 +0.203	36.942 +0.328	28.804	1'57.283 1'57.896	15	0.613
12	19 FERNÁNDEZ F. (ESP)	Audi RS3 LMS	28.381	23.416 +0.286	36.904	28.582	1'57.283 1'57.569	11	0.286
13	67 PELLEGRINI M. (ITA)	Audi RS3 LMS	28.517 +0.169	23.547	36.878	28.442 +0.019	1'57.384 1'57.572	12	0.188
14	8 BABUIN D. (ITA)	Audi RS3 LMS	28.400	23.538	37.005 +0.163	28.636 +0.012	1'57.579 1'57.754	13	0.175
15	69 RAFFAELE F. (ITA)	Audi RS3 LMS	28.514 +0.178	23.683	36.905	28.590	1'57.692 1'57.870	14	0.178
16	77 PUSSIER S. (FRA)	Cupra Leon Competicion	28.589 +0.120	23.763 +0.116	36.860	28.490	1'57.702 1'57.938	16	0.236
17	30 BARBERINI C. (ITA)	Cupra Leon Competicion	28.548	23.528 +0.142	37.110 +0.039	28.620	1'57.806 1'57.987	17	0.181
18	70 PARK J. (KOR)	Hyundai Elantra N	28.560	23.532 +0.009	36.976 +0.209	28.739	1'57.807 1'58.025	19	0.218
19	34 SCAMARDI G. (BEL)	Hyundai Elantra N	28.504	23.530 +0.183	36.942	28.885 +0.167	1'57.861 1'58.211	21	0.350
20	25 ROCCA P. (ITA)	Honda Civic FK7 H70	28.546 +0.065	23.479 +0.029	37.107	28.763	1'57.895 1'57.989	18	0.094
21	44 IMBERTI M. (ITA)	Hyundai i30 N	28.665 +0.100	23.691 +0.135	36.974	28.591 +0.059	1'57.921 1'58.215	22	0.294
22	11 REDUZZI D. (ITA)	Hyundai Elantra N	28.461 +0.349	23.502 +0.329	37.080	28.894 +0.119	1'57.937 1'58.734	24	0.797
23	22 NECCHI P. (ITA)	Audi RS3 LMS	28.600 +0.150	23.872	36.940	28.703	1'58.115 1'58.265	23	0.150
24	10 PAOLINO F. (ITA)	Audi RS3 LMS	28.435	24.094	36.766	28.870	1'58.165 1'58.165	20	
25	64 LOSONCZY L. (HUN)	Hyundai Elantra N	28.315 +0.004	23.998	37.205 +0.364	28.670 +0.214	1'58.188 1'58.770	25	0.582
26	41 FERNÁNDEZ V. (ESP)	Audi RS3 LMS	28.455	23.940 +0.201	37.710 +0.329	28.630 +0.037	1'58.735 1'59.302	28	0.567
27	7 PELATTI S. (ITA)	Audi RS3 LMS	28.815	23.991	37.630 +0.092	28.457 +0.241	1'58.893 1'59.226	26	0.333
28	21 GUIDA N. (ITA)	Audi RS3 LMS	28.710 +0.102	24.139 +0.105	37.520	28.641 +0.059	1'59.010 1'59.276	27	0.266
29	4 GURRIERI R. (ITA)	Cupra Leon	28.706 +0.071	24.232	37.719 +0.139	28.897 +0.095	1'59.554 1'59.859	29	0.305
30	33 CHIRIGUT H. (ROU)	Audi RS3 LMS	28.662 +0.011	24.544 +0.014	37.983 +0.173	28.647 +0.079	1'59.836 2'00.113	30	0.277
31	48 NATALONI N. (ITA)	Audi RS3 LMS	29.278 +0.308	24.661 +0.233	37.914 +0.123	28.808	2'00.661 2'01.325	32	0.664
32	80 BARBERI F. (ITA)	Audi RS3 DSG	29.222 +0.321	24.193	38.197 +0.311	29.421 +0.132	2'01.033 2'01.797	35	0.764
33	96 PALANTI P. (ITA)	Audi RS3 DSG	29.259 +0.051	24.595	37.856	29.417 +0.085	2'01.127 2'01.263	31	0.136

07/07/2023



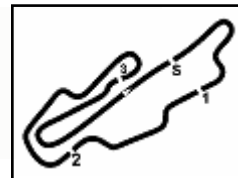


ACI Racing Weekend Mugello, 8-9 Luglio 2023

TCR Italy - Ideal Time Qualifiche

 Aut.Int. Mugello 5.245 m
2 / 2

Num. Conducente	Auto	Seg. 1	Seg. 2	Seg. 3	Seg. 4	Ideal Time			
		Diff. 1	Diff. 2	Diff. 3	Diff. 4	Miglior Giro	Pos.	Diff.	
34	81 DALOKAY V. (TUR)	Audi RS3 DSG	29.092 +0.120	24.353	38.226	29.614 +0.028	2'01.285 2'01.433	33	0.148
35	89 LOIA N. (ITA)	Volkswagen Golf	29.494 +0.076	24.262	38.114	29.712	2'01.582 2'01.658	34	0.076
36	88 GALLO L. (ITA)	Audi RS3 DSG	29.209 +0.050	24.784 +0.040	38.403	29.380 +0.087	2'01.776 2'01.953	36	0.177
37	92 FEDELI C. (ITA)	Audi RS3 DSG	29.359	24.423	39.044	29.525	2'02.351 2'02.351	37	
38	86 FANTILLI G. (ITA)	Cupra Leon	29.960 +0.188	24.781	38.744 +0.138	29.704 +0.206	2'03.189 2'03.721	38	0.532
39	82 CARDONE F. (ITA)	Audi RS3 DSG	29.836 +0.220	25.010 +0.573	39.027	30.057	2'03.930 2'04.723	39	0.793
Ideal Time Assoluto			28.100	23.090	36.381	28.368	1'55.939		



Aut.Int. Mugello 5.245 m

1 / 5

ACI Racing Weekend Mugello, 8-9 Luglio 2023

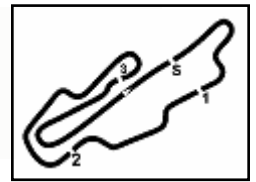
TCR Italy - Analisi Tempi Qualifiche

1 N. LANGEVELD (1'56.742)								8 D. BABUIN (1'57.754)							
Giro	Seg.1	Seg.2	Seg.3	Seg.4	T. Giro	km/h	Local Time	Giro	Seg.1	Seg.2	Seg.3	Seg.4	T. Giro	km/h	Local Time
1							18:33'19.804	1							18:33'26.935
2	40.004	27.368	42.571	36.425	2'26.368P	134,0	18:35'46.172	2	40.240	27.132	41.530	33.407	2'22.309P	124,0	18:35'49.244
3	28.863	24.269	38.323	2'42.381	4'13.836P	229,3	18:40'00.008	3	29.559	24.480	37.884	28.804	2'00.727	227,8	18:37'49.971
4	38.652	24.860	37.770	31.160	2'12.442P	148,4	18:42'12.450	4	28.582	23.703	37.005	28.636	1'57.926	233,3	18:39'47.897
5	28.502	23.344	36.628	28.743	1'57.217	229,3	18:44'09.667	5	28.693	24.353	39.791	28.987	2'01.824	234,8	18:41'49.721
6	28.627	23.260	36.511	6'25.314	7'53.712P	228,3	18:52'03.379	6	28.742	24.066	43.515	3'50.857	5'27.180P	234,8	18:47'16.901
7	38.940	24.710	38.535	32.816	2'15.001P	140,8	18:54'18.380	7	40.224	25.961	39.391	28.970	2'14.546P	133,5	18:49'31.447
8	28.366	23.190	36.506	28.680	1'56.742	229,3	18:56'15.122	8	28.621	24.152	37.735	29.053	1'59.561	236,8	18:51'31.008
								9	28.400	23.538	37.168	28.648	1'57.754	236,8	18:53'28.762
								10	28.758	27.657	48.657	2'04.792	3'49.864P	235,8	18:57'16.626
								11	37.100	26.113	38.402	28.918	2'10.533P	155,0	18:59'29.159
								12	28.686	23.931	37.768	28.842	1'59.227	234,8	19:01'28.386
								13	28.695	23.788	37.353	29.222	1'59.058	235,8	19:03'27.444
2 R. MASSARO (1'57.896)								9 J. PARK (1'57.146)							
Giro	Seg.1	Seg.2	Seg.3	Seg.4	T. Giro	km/h	Local Time	Giro	Seg.1	Seg.2	Seg.3	Seg.4	T. Giro	km/h	Local Time
1							18:33'13.213	1							18:33'15.752
2	40.024	27.200	41.388	32.769	2'21.381P	139,2	18:35'34.594	2	38.648	26.474	41.609	35.070	2'21.801P	147,3	18:35'37.553
3	28.642	23.656	36.942	28.849	1'58.089	230,3	18:37'32.683	3	29.090	24.101	37.310	28.679	1'59.180	230,8	18:37'36.733
4	28.722	23.631	37.229	29.051	1'58.633	230,8	18:39'31.316	4	28.554	23.567	36.827	28.635	1'57.583	230,3	18:39'34.316
5	30.511	27.654	46.319	2'48.600	4'33.084P	229,8	18:44'04.400	5	28.697	23.486	37.989	2'46.370	4'16.542P	230,8	18:43'50.858
6	40.815	28.221	40.103	31.090	2'20.229P	137,1	18:46'24.629	6	37.151	24.033	39.039	31.394	2'11.617P	150,6	18:46'02.475
7	29.369	28.288	43.721	31.138	2'12.516	231,3	18:48'37.145	7	28.534	23.245	36.748	28.619	1'57.146	230,8	18:47'59.621
8	28.666	23.104	37.938	3'03.789	4'33.497P	230,3	18:53'10.642	8	28.612	23.663	37.197	1'55.205	3'24.677P	231,3	18:51'24.298
9	37.876	29.012	43.912	33.647	2'24.447P	150,2	18:55'35.089	9	38.265	25.569	38.396	30.004	2'12.234P	142,7	18:53'36.532
10	28.433	23.113	37.379	30.711	1'59.636	233,8	18:57'34.725	10	28.550	23.346	37.106	28.634	1'57.636	230,3	18:55'34.168
11	28.515	23.307	37.270	28.804	1'57.896	231,8	18:59'32.621	11	28.590	23.704	37.130	28.844	1'58.268	234,3	18:57'32.436
12	28.916	25.962	49.098	32.368	2'16.344	234,8	19:01'48.965								
4 R. GURRIERI (1'59.859)								10 F. PAOLINO (1'58.165)							
Giro	Seg.1	Seg.2	Seg.3	Seg.4	T. Giro	km/h	Local Time	Giro	Seg.1	Seg.2	Seg.3	Seg.4	T. Giro	km/h	Local Time
1							18:33'48.587	1							18:33'52.092
2	40.920	28.917	44.820	32.574	2'27.231P	135,3	18:36'15.818	2	40.969	29.226	42.619	31.043	2'23.857P	149,4	18:36'15.949
3	31.407	29.627	40.665	29.287	2'10.986	218,2	18:38'26.804	3	29.378	25.121	38.531	29.320	2'02.350	233,3	18:38'18.299
4	29.208	24.720	37.898	28.907	2'00.733	231,3	18:40'27.537	4	29.927	25.063	38.393	3'40.896	5'14.279P	234,3	18:43'32.578
5	28.914	24.343	37.719	29.041	2'00.017	231,3	18:42'27.554	5	40.449	26.084	38.615	29.583	2'14.731P	157,4	18:45'47.309
6	28.855	24.388	38.323	29.097	2'00.663	232,3	18:44'28.217	6	29.098	24.608	37.976	29.026	2'00.708	236,8	18:47'48.017
7	29.195	24.510	40.367	2'24.905	3'58.977P	228,8	18:48'27.194	7	28.891	24.413	37.486	28.906	1'59.696	235,3	18:49'47.713
8	44.910	28.026	42.699	30.419	2'26.054P	125,0	18:50'53.248	8	29.243	24.745	38.265	1'57.755	3'30.008P	234,8	18:53'17.721
9	31.219	27.182	39.851	29.741	2'07.993	231,3	18:53'01.241	9	38.748	27.453	38.488	29.960	2'14.649P	151,3	18:55'32.370
10	28.929	24.530	37.809	28.897	2'00.165	230,8	18:55'01.406	10	28.435	24.094	36.766	28.870	1'58.165	235,8	18:57'30.535
11	31.093	26.395	40.788	29.325	2'07.601	227,8	18:57'09.007	11	28.766	24.317	37.562	29.012	1'59.657	235,3	18:59'30.192
12	28.706	24.999	40.386	29.129	2'03.220	230,3	18:59'12.227	12	30.972	27.342	40.283	30.706	2'09.303	230,3	19:01'39.495
13	28.777	24.232	37.858	28.992	1'59.859	231,3	19:01'12.086								
14	29.600	26.221	40.140	31.741	2'07.702	230,8	19:03'19.788								
7 S. PELATTI (1'59.226)								11 D. REDUZZI (1'58.734)							
Giro	Seg.1	Seg.2	Seg.3	Seg.4	T. Giro	km/h	Local Time	Giro	Seg.1	Seg.2	Seg.3	Seg.4	T. Giro	km/h	Local Time
1							18:33'04.648	1							18:33'54.884
2	43.693	26.820	41.559	29.524	2'21.596P	137,4	18:35'26.244	2	39.469	28.128	43.516	30.295	2'21.408P	140,6	18:36'16.292
3	29.218	24.841	38.082	28.574	2'00.715	233,8	18:37'26.959	3	30.025	29.090	40.620	29.255	2'08.990	234,8	18:38'25.282
4	29.049	24.406	37.886	28.774	2'00.115	232,8	18:39'27.074	4	30.001	29.024	41.449	3'16.911	4'57.385P	231,3	18:43'22.667
5	29.152	24.498	38.019	28.719	2'00.388	233,8	18:41'27.462	5	36.881	24.547	38.349	28.927	2'08.704P	154,5	18:45'31.371
6	29.000	24.423	38.051	28.855	2'00.329	233,8	18:43'27.791	6	28.461	23.502	39.177	28.998	2'00.138	230,3	18:47'31.509
7	29.362	24.581	39.363	1'25.244	2'58.550P	234,3	18:46'26.341	7	28.796	23.980	37.828	28.894	1'59.498	229,8	18:49'31.007
8					9.674P		18:46'36.015	8	28.729	23.861	37.293	28.913	1'58.796	233,3	18:51'29.803
9					1'24.851P		18:48'00.866	9	29.223	26.376	39.227	2'29.505	4'04.331P	232,3	18:55'34.134
10	40.752	30.127	40.422	32.438	2'23.739P	153,0	18:50'24.605	10	37.431	26.187	42.469	33.299	2'19.386P	153,4	18:57'53.520
11	29.103	24.174	37.630	28.545	1'59.452	235,3	18:52'24.057	11	28.881	26.419	44.879	32.214	2'12.393	233,3	19:00'05.913
12	29.030	24.084	37.822	28.573	1'59.509	233,8	18:54'23.566	12	28.935	24.074	39.003	33.098	2'05.110	231,3	19:02'11.023
13	29.032	24.726	37.978	1'42.116	3'13.852P	236,3	18:57'37.418	13	28.810	23.831	37.080	29.013	1'58.734	235,3	19:04'09.757
14	41.408	27.533	45.186	29.595	2'23.722P	154,5	19:00'01.140								
15	28.872	24.181	38.324	28.457	1'59.834	236,3	19:02'00.974								
16	28.815	23.991	37.722	28.698	1'59.226	236,8	19:04'00.200								

07/07/2023

P = Box In/Out - C = Tempo Invaldato





Aut.Int. Mugello 5.245 m

2 / 5

ACI Racing Weekend Mugello, 8-9 Luglio 2023

TCR Italy - Analisi Tempi Qualifiche

12 R. FERNÁNDEZ (1'57.144)							
Giro	Seg.1	Seg.2	Seg.3	Seg.4	T. Giro	km/h	Local Time
1							18:33'33.497
2	40.817	31.240	44.656	33.839	2'30.552P	144,4	18:36'04.049
3	34.920	25.674	40.238	29.217	2'10.049	186,9	18:38'14.098
4	28.660	24.008	37.388	28.884	1'58.940	235,8	18:40'13.038
5	30.320	25.488	38.992	1'41.841	3'16.641P	236,3	18:43'29.679
6	40.662	25.934	38.809	28.912	2'14.317P	134,3	18:45'43.996
7	28.360	23.825	36.798	28.498	1'57.481	237,9	18:47'41.477
8	28.331	23.773	36.988	2'27.836	3'56.928P	238,4	18:51'38.405
9	42.418	26.456	41.067	30.211	2'20.152P	123,9	18:53'58.557
10	28.423	23.510	36.687	28.524	1'57.144	236,3	18:55'55.701

14 F. JELMINI (1'56.960)							
Giro	Seg.1	Seg.2	Seg.3	Seg.4	T. Giro	km/h	Local Time
1							18:33'21.023
2	40.914	28.536	43.929	2'24.730	4'18.109P	115,1	18:37'39.132
3	43.210	33.218	52.167	29.701	2'38.296P	109,4	18:40'17.428
4	28.460	23.488	37.926	28.750	1'58.624	234,8	18:42'16.052
5	28.328	23.555	37.111	1'48.429	3'17.423P	236,3	18:45'33.475
6	48.156	30.576	47.611	35.392	2'41.735P	125,1	18:48'15.210
7	28.481	23.328	36.608	28.543	1'56.960	232,3	18:50'12.170
8	28.257	23.536	41.117	2'16.801	3'49.711P	235,8	18:54'01.881
9	44.505	32.638	45.107	31.502	2'33.752P	117,1	18:56'35.633
10	28.478	31.322	48.160	34.087	2'22.047	234,3	18:58'57.680
11	28.471	23.222	36.738	28.633	1'57.064	231,8	19:00'54.744

18 M. BUTTI (1'56.634)							
Giro	Seg.1	Seg.2	Seg.3	Seg.4	T. Giro	km/h	Local Time
1							18:33'11.874
2	40.067	27.458	41.813	32.729	2'22.067P	149,6	18:35'33.941
3	28.412	23.090	36.381	28.751	1'56.634	228,8	18:37'30.575
4	28.602	23.315	36.943	2'14.153	3'43.013P	229,8	18:41'13.588
5	38.553	30.541	43.630	30.768	2'23.492P	153,4	18:43'37.080
6	28.478	23.121	36.576	28.831	1'57.006	228,8	18:45'34.086

19 F. FERNÁNDEZ (1'57.569)							
Giro	Seg.1	Seg.2	Seg.3	Seg.4	T. Giro	km/h	Local Time
1							18:33'35.539
2	39.281	29.828	43.758	34.351	2'27.218P	145,7	18:36'02.757
3	35.200	25.936	40.289	29.028	2'10.453	178,5	18:38'13.210
4	28.618	23.441	37.109	28.592	1'57.760	232,8	18:40'10.970
5	29.579	24.870	40.614	1'41.790	3'16.853P	234,8	18:43'27.823
6	41.440	25.635	38.769	29.267	2'15.111P	145,0	18:45'42.934
7	28.381	23.702	36.904	28.582	1'57.569	234,8	18:47'40.503
8	28.489	23.416	37.793	2'47.707	4'17.405P	235,3	18:51'57.908
9	40.712	26.250	42.326	33.505	2'22.793P	134,0	18:54'20.701
10	28.652	25.322	41.697	33.642	2'09.313	235,3	18:56'30.014

21 N. GUIDA (1'59.276)							
Giro	Seg.1	Seg.2	Seg.3	Seg.4	T. Giro	km/h	Local Time
1							18:33'50.755
2	41.656	29.521	44.454	33.369	2'29.000P	141,9	18:36'19.755
3	29.483	29.215	44.154	29.337	2'12.189	237,4	18:38'31.944
4	29.103	24.139	38.655	28.641	2'00.538	235,8	18:40'32.482
5	28.762	24.461	38.567	29.399	2'01.189	238,4	18:42'33.671
6	28.753	24.251	39.567	2'28.159	4'00.730P	237,4	18:46'34.401
7	39.800	27.370	41.539	30.808	2'19.517P	159,1	18:48'53.918
8	28.923	24.819	37.593	28.689	2'00.024	236,8	18:50'53.942
9	28.812	24.244	37.520	28.700	1'59.276	242,2	18:52'53.218
10	28.822	24.171	37.807	1'56.880	3'27.680P	239,5	18:56'20.898
11	46.563	30.507	53.171	32.535	2'42.776P	99,9	18:59'03.674

12	29.144	25.216	38.496	28.732	2'01.588	237,4	19:01'05.262
13	28.710	24.296	37.569	28.761	1'59.336	237,9	19:03'04.598

22 P. NECCHI (1'58.265)							
Giro	Seg.1	Seg.2	Seg.3	Seg.4	T. Giro	km/h	Local Time
1							18:33'57.563
2	39.668	27.766	41.890	31.522	2'20.846P	147,3	18:36'18.409
3	29.052	24.947	37.328	28.812	2'00.139	236,3	18:38'18.548
4	28.677	24.780	37.595	1'40.167	3'11.219P	237,4	18:41'29.767
5	36.846	24.671	37.299	29.117	2'07.933P	154,7	18:43'37.700
6	28.750	23.872	36.940	28.703	1'58.265	235,3	18:45'35.965
7	28.658	24.180	37.215	28.843	1'58.896	235,8	18:47'34.861
8	30.456	25.120	37.763	2'07.171	3'40.510P	235,3	18:51'15.371
9	37.368	24.856	37.168	28.742	2'08.134P	153,6	18:53'23.505
10	28.705	24.299	36.983	28.714	1'58.701	235,8	18:55'22.206
11	28.600	24.258	37.298	28.896	1'59.052	237,4	18:57'21.258
12	28.774	24.360	37.573	28.859	1'59.566	235,8	18:59'20.824
13	28.849	24.234	37.611	29.205	1'59.899	234,8	19:01'20.723

25 P. ROCCA (1'57.989)							
Giro	Seg.1	Seg.2	Seg.3	Seg.4	T. Giro	km/h	Local Time
1							18:33'18.155
2	41.352	28.712	42.219	2'18.461	4'10.744P	151,5	18:37'28.899
3	42.749	25.495	38.347	28.989	2'15.580P	124,6	18:39'44.479
4	28.748	23.708	37.702	28.883	1'59.041	231,8	18:41'43.520
5	28.546	23.617	37.174	28.864	1'58.201	231,3	18:43'41.721
6	29.966	26.198	38.818	29.196	2'04.178	231,8	18:45'45.899
7	29.281	23.706	37.600	28.935	1'59.522	232,8	18:47'45.421
8	28.956	24.062	37.864	2'24.041	3'54.923P	232,8	18:51'40.344
9	39.267	26.171	39.338	29.037	2'13.813P	134,7	18:53'54.157
10	28.611	23.508	37.107	28.763	1'57.989	229,8	18:55'52.146
11	28.627	23.479	38.165	29.485	1'59.756	231,8	18:57'51.902
12	28.974	24.253	37.392	28.909	1'59.528	227,8	18:59'51.430
13	28.838	23.681	37.378	28.999	1'58.896	231,8	19:01'50.326

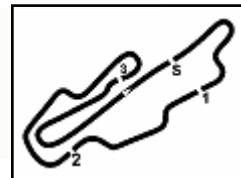
27 R. VOLT (1'57.314)							
Giro	Seg.1	Seg.2	Seg.3	Seg.4	T. Giro	km/h	Local Time
1							18:33'43.253
2	39.546	27.169	40.027	33.385	2'20.127P	148,1	18:36'03.380
3	28.849	24.121	37.421	28.502	1'58.893	234,3	18:38'02.273
4	29.963	25.272	39.639	2'43.978	4'18.852P	237,4	18:42'21.125
5	37.112	25.103	37.476	31.052	2'10.743P	153,2	18:44'31.868
6	28.100	23.554	37.337	28.368	1'57.359	237,4	18:46'29.227
7	28.260	24.882	37.857	29.619	2'00.618	237,4	18:48'29.845
8	28.352	23.897	37.045	3'16.899	4'46.193P	235,8	18:53'16.038
9	39.092	25.015	39.428	30.749	2'14.284P	153,6	18:55'30.322
10	28.475	23.842	36.610	28.387	1'57.314	236,3	18:57'27.636
11	28.327	26.531	38.869	30.206	2'03.933	235,8	18:59'31.569
12	28.312	23.649	37.012	28.466	1'57.439	239,5	19:01'29.008

30 C. BARBERINI (1'57.987)							
Giro	Seg.1	Seg.2	Seg.3	Seg.4	T. Giro	km/h	Local Time
1							18:33'45.026
2	39.837	26.421	40.829	35.432	2'22.519P		18:36'07.545
3	29.081	23.969	37.110	28.684	1'58.844	229,3	18:38'06.389
4	28.795	23.682	37.150	28.698	1'58.325	228,8	18:40'04.714
5	28.613	23.567	37.512	2'22.191	3'51.883P	228,8	18:43'56.597
6	37.192	25.306	39.683	29.933	2'12.114P	158,4	18:46'08.711
7	28.548	23.670	37.149	28.620	1'57.987	228,3	18:48'06.698
8	28.627	23.528	37.268	28.695	1'58.118	229,3	18:50'04.816
9	28.736	23.716	37.204	28.778	1'58.434	230,3	18:52'03.250
10	29.440	24.859	38.562	5'55.709	7'28.570P	228,8	18:59'31.820
11	37.510	26.881	39.824	36.609	2'20.824P	152,1	19:01'52.644

07/07/2023

P = Box In/Out - C = Tempo Invalidato




ACI Racing Weekend Mugello, 8-9 Luglio 2023
TCR Italy - Analisi Tempi Qualifiche

33 H. CHIRIGUT (2'00.113)								44 M. IMBERTI (1'58.215)							
Giro	Seg.1	Seg.2	Seg.3	Seg.4	T. Giro	km/h	Local Time	Giro	Seg.1	Seg.2	Seg.3	Seg.4	T. Giro	km/h	Local Time
1							18:34'02.444	1							18:33'28.508
2	39.477	28.181	44.396	36.531	2'28.585P	151,9	18:36'31.029	2	40.350	26.709	40.966	2'07.100	3'55.125P	152,1	18:37'23.633
3	29.645	25.037	38.536	28.959	2'02.177	233,8	18:38'33.206	3	39.317	24.568	44.857	29.250	2'17.992P	155,6	18:39'41.625
4	28.688	24.544	38.216	28.744	2'00.192	235,3	18:40'33.398	4	28.765	23.826	36.974	28.650	1'58.215	230,3	18:41'39.840
5	28.662	24.548	38.261	28.977	2'00.468	236,3	18:42'33.866	5	28.671	23.703	37.556	28.591	1'58.521	229,8	18:43'38.361
6	29.162	24.900	38.377	2'30.097	4'02.536P	238,9	18:46'36.402	6	28.665	23.921	37.692	2'15.654	3'45.932P	233,8	18:47'24.293
7	39.575	28.037	43.286	33.011	2'23.909P	152,5	18:49'00.311	7	38.404	24.735	37.736	28.791	2'09.666P	155,6	18:49'33.959
8	28.831	24.657	38.118	28.647	2'00.253	235,8	18:51'00.564	8	28.818	23.691	37.297	2'07.736	3'37.542P	231,8	18:53'11.501
9	28.673	24.558	38.156	2'00.113	236,8	18:53'00.677	9	37.431	25.571	37.451	28.697	2'09.150P	157,0	18:55'20.651	
10	28.834	24.684	37.983	28.792	2'00.293	234,8	18:55'00.970	10	28.729	23.794	37.460	29.228	1'59.211	232,3	18:57'19.862
11	29.030	24.772	38.655	29.159	2'01.616	235,3	18:57'02.586	11	29.945	28.633	41.203	34.871	2'14.652	224,5	18:59'34.514
12	29.882	26.673	41.105	29.255	2'06.915	235,3	18:59'09.501								
13	28.937	24.609	38.476	28.926	2'00.948	236,3	19:01'10.449								
14	29.164	25.316	39.369	29.121	2'02.970	235,8	19:03'13.419								

34 G. SCAMARDI (1'58.211)							
Giro	Seg.1	Seg.2	Seg.3	Seg.4	T. Giro	km/h	Local Time
1							18:33'31.230
2	40.391	28.184	46.586	33.000	2'28.161P	136,2	18:35'59.391
3	28.728	24.020	37.533	28.901	1'59.182	230,3	18:37'58.573
4	28.652	24.015	37.671	28.941	1'59.279	231,8	18:39'57.852
5	28.708	24.803	38.735	2'45.782	4'18.028P	232,8	18:44'15.880
6	37.116	25.487	38.725	30.626	2'11.954P	153,8	18:46'27.834
7	28.868	25.385	40.605	29.398	2'04.256	230,3	18:48'32.090
8	28.504	23.713	36.942	29.052	1'58.211	230,8	18:50'30.301
9	28.607	25.209	40.578	1'59.790	3'34.184P	231,8	18:54'04.485
10	42.349	32.720	45.599	32.467	2'33.135P	134,8	18:56'37.620
11	30.802	27.686	48.305	35.036	2'21.829	230,3	18:58'59.449
12	28.627	23.530	37.182	28.885	1'58.224	229,8	19:00'57.673
13	28.648	23.555	37.074	28.990	1'58.267	231,3	19:02'55.940

48 N. NATALONI (2'01.325)							
Giro	Seg.1	Seg.2	Seg.3	Seg.4	T. Giro	km/h	Local Time
1							18:33'38.231
2	42.971	31.785	44.518	34.585	2'33.859P	137,1	18:36'12.090
3	30.540	25.814	39.254	29.323	2'04.931	230,3	18:38'17.021
4	29.552	25.814	37.914	28.992	2'02.272	231,8	18:40'19.293
5	29.278	24.661	38.306	29.081	2'01.326	233,3	18:42'20.619
6	31.341	26.087	43.953	2'10.336	3'51.717P	233,3	18:46'12.336
7	43.157	28.615	42.736	31.624	2'26.132P	121,2	18:48'38.468
8	29.616	25.072	38.348	29.356	2'02.392	232,3	18:50'40.860
9	29.508	24.890	38.251	29.022	2'01.671	232,3	18:52'42.531
10	29.325	25.054	38.294	29.217	2'01.890	234,3	18:54'44.421
11	31.853	26.607	42.829	1'57.655	3'38.944P	232,3	18:58'23.365
12	39.753	27.013	41.298	30.216	2'18.280P	149,0	19:00'41.645
13	29.586	24.894	38.037	28.808	2'01.325	230,3	19:02'42.970
14	29.494	24.711	38.285	28.925	2'01.415	232,8	19:04'44.385

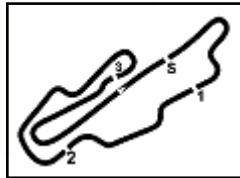
37 S. LOPÉZ BOLOTÍN (1'56.924)							
Giro	Seg.1	Seg.2	Seg.3	Seg.4	T. Giro	km/h	Local Time
1							18:33'41.731
2	39.653	26.894	39.333	30.269	2'16.149P	142,5	18:35'57.880
3	28.793	24.075	37.127	28.615	1'58.610	232,3	18:37'56.490
4	28.509	23.684	37.556	28.697	1'58.446	236,3	18:39'54.936
5	29.903	25.852	40.609	1'39.653	3'16.017P	232,8	18:43'10.953
6	35.901	24.804	38.386	29.036	2'08.127P	157,0	18:45'19.080
7	28.416	23.438	36.849	28.674	1'57.377	232,8	18:47'16.457
8	28.480	23.477	37.143	1'41.857	3'10.957P	232,8	18:50'27.414
9	35.947	24.762	38.243	32.148	2'11.100P	158,4	18:52'38.514
10	28.236	23.398	36.677	28.613	1'56.924	232,8	18:54'35.438
11	28.539	31.648	59.531	36.494	2'36.212	235,3	18:57'11.650

56 C. BRUSA (1'57.064)							
Giro	Seg.1	Seg.2	Seg.3	Seg.4	T. Giro	km/h	Local Time
1							18:33'16.846
2	39.194	27.184	42.145	36.765	2'25.288P	150,6	18:35'42.134
3	28.878	23.729	36.783	28.783	1'58.173	227,4	18:37'40.307
4	28.639	23.497	36.924	28.967	1'58.027	230,8	18:39'38.334
5	30.676	36.762	47.311	2'03.061	3'57.810P	229,8	18:43'36.144
6	38.837	28.072	43.506	32.348	2'22.763P	150,0	18:45'58.907
7	29.359	26.240	39.150	28.798	2'03.547	226,4	18:48'02.454
8	28.296	23.445	36.918	29.067	1'57.726	228,8	18:50'00.180
9	28.751	26.568	45.446	2'03.186	3'43.951P	228,8	18:53'44.131
10	41.952	27.521	39.285	29.310	2'18.068P	149,2	18:56'02.199
11	28.397	23.167	36.719	28.781	1'57.064	228,3	18:57'59.263
12	31.812	28.548	47.099	31.328	2'18.787	233,3	19:00'18.050

41 V. FERNÁNDEZ (1'59.302)							
Giro	Seg.1	Seg.2	Seg.3	Seg.4	T. Giro	km/h	Local Time
1							18:33'39.764
2	40.328	28.960	44.156	30.913	2'24.357P	151,3	18:36'04.121
3	29.579	25.239	40.222	28.971	2'04.011	236,8	18:38'08.132
4	28.933	24.168	38.231	28.687	2'00.019	235,3	18:40'08.151
5	29.090	23.940	37.710	1'52.337	3'23.077P	236,3	18:43'31.228
6	39.865	26.112	38.755	29.002	2'13.734P	143,6	18:45'44.962
7	28.455	24.141	38.039	28.667	1'59.302	238,9	18:47'44.264
8	28.719	24.386	39.430	1'40.944	3'13.479P	235,3	18:50'57.743
9	37.141	25.284	38.082	29.110	2'09.617P	158,4	18:53'07.360
10	28.687	24.157	38.243	28.630	1'59.717	235,8	18:55'07.077
11	28.749	24.124	37.794	28.731	1'59.398	235,8	18:57'06.475
12	28.596	24.386	37.941	28.797	1'59.720	234,8	18:59'06.195
13	28.901	24.451	38.179	29.085	2'00.616	236,8	19:01'06.811

64 L. LOSONCZY (1'58.770)							
Giro	Seg.1	Seg.2	Seg.3	Seg.4	T. Giro	km/h	Local Time
1							18:33'30.224
2	41.023	28.264	45.351	32.280	2'26.918P	137,9	18:35'57.142
3	28.598	24.299	37.271	28.670	1'58.838	232,3	18:37'55.980
4	28.319	23.998	37.569	28.884	1'58.770	234,8	18:39'54.750
5	28.681	24.958	37.868	2'34.687	4'06.194P	235,3	18:44'00.944
6	38.201	24.971	42.531	32.598	2'18.301P	152,8	18:46'19.245
7	28.315	24.186	39.795	32.571	2'04.867	233,3	18:48'24.112
8	28.352	24.141	37.567	28.990	1'59.050	233,3	18:50'23.162
9	28.775	24.415	37.646	2'38.495	4'09.331P	234,3	18:54'32.493
10	37.791	27.392	41.850	30.666	2'17.699P	152,8	18:56'50.192
11	28.493	1'01.238	49.918	37.487	2'57.136	233,3	18:59'47.328
12	28.727	24.576	37.387	29.843	2'00.533	232,8	19:01'47.861
13	28.576	24.382	37.205	28.835	1'58.998	234,8	19:03'46.859

07/07/2023 P = Box In/Out - C = Tempo Invalidato



Aut.Int. Mugello 5.245 m

4 / 5
ACI Racing Weekend Mugello, 8-9 Luglio 2023
TCR Italy - Analisi Tempi Qualifiche
67 M. PELLEGRINI (1'57.572)

Giro	Seg.1	Seg.2	Seg.3	Seg.4	T. Giro	km/h	Local Time
1							18:34'00.805
2	38.408	27.597	44.511	2'58.929	4'49.445P	152,1	18:38'50.250
3	38.621	27.817	42.088	30.582	2'19.108P	153,6	18:41'09.358
4	28.851	23.664	37.060	28.442	1'58.017	232,3	18:43'07.375
5	28.541	23.732	37.204	28.644	1'58.121	233,3	18:45'05.496
6	31.011	27.707	42.791	3'27.609	5'09.118P	231,8	18:50'14.614
7	42.144	26.762	40.445	29.013	2'18.364P	148,1	18:52'32.978
8	28.686	23.547	36.878	28.461	1'57.572	232,3	18:54'30.550
9	28.517	23.889	37.281	28.673	1'58.360	234,8	18:56'28.910

10	29.097	25.190	39.055	2'40.524	4'13.866P	233,3	18:57'38.929
11	41.108	32.921	46.134	30.421	2'30.584P	127,1	19:00'09.513
12	28.462	23.639	36.517	28.566	1'57.184	232,8	19:02'06.697

77 S. PUSSIER (1'57.938)

Giro	Seg.1	Seg.2	Seg.3	Seg.4	T. Giro	km/h	Local Time
1							18:33'25.195
2	39.929	27.745	41.797	2'42.235	4'31.706P	143,2	18:37'56.901
3	39.768	26.625	40.319	30.386	2'17.098P	142,9	18:40'13.999
4	28.957	24.327	37.632	29.482	2'00.398	234,3	18:42'14.397
5	28.766	24.043	37.455	28.951	1'59.215	233,3	18:44'13.612
6	29.008	23.950	37.467	28.647	1'59.072	232,8	18:46'12.684
7	29.408	25.406	39.755	2'42.404	4'16.973P	232,3	18:50'29.657
8	37.771	25.610	38.241	29.260	2'10.882P	150,6	18:52'40.539
9	28.709	23.879	36.860	28.490	1'57.938	232,8	18:54'38.477
10	28.589	23.901	36.879	28.676	1'58.045	233,3	18:56'36.522
11	29.421	26.890	39.935	1'46.799	3'23.045P	233,3	18:59'59.567
12	37.234	26.252	37.527	29.261	2'10.274P	151,3	19:02'09.841
13	28.590	23.763	38.017	33.158	2'03.528	234,8	19:04'13.369

69 F. RAFFAELE (1'57.870)

Giro	Seg.1	Seg.2	Seg.3	Seg.4	T. Giro	km/h	Local Time
1							18:33'06.135
2	42.632	26.874	41.534	1'36.686	3'27.726P	136,7	18:36'33.861
3	38.863	30.785	54.311	34.390	2'38.349P	143,2	18:39'12.210
4	29.056	24.292	37.007	28.893	1'59.248	230,8	18:41'11.458
5	28.742	24.028	37.023	28.954	1'58.747	233,8	18:43'10.205
6	29.310	24.752	37.921	2'27.969	3'59.952P	234,3	18:47'10.157
7	38.866	25.415	37.949	28.829	2'11.059P	150,6	18:49'21.216
8	28.514	23.831	36.988	28.793	1'58.126	232,8	18:51'19.342
9	28.692	23.683	36.905	28.590	1'57.870	234,3	18:53'17.212
10	30.644	31.871	42.488	35.256	2'20.259	236,3	18:55'37.471
11	29.912	32.517	48.324	30.390	2'21.143	235,3	18:57'58.614
12	28.915	23.885	39.288	3'02.541	4'34.629P	234,3	19:02'33.243

80 F. BARBERI (2'01.797)

Giro	Seg.1	Seg.2	Seg.3	Seg.4	T. Giro	km/h	Local Time
1							18:33'07.782
2	42.315	27.740	43.832	34.266	2'28.153P	130,8	18:35'35.935
3	30.083	25.338	39.171	29.701	2'04.293	227,4	18:37'40.228
4	29.660	24.398	38.585	29.625	2'02.268	227,4	18:39'42.496
5	29.327	24.345	38.758	29.421	2'01.851	227,4	18:41'44.347
6	29.543	24.193	38.508	29.553	2'01.797	227,8	18:43'46.144
7	29.594	24.399	38.928	29.516	2'02.437	227,8	18:45'48.581
8	29.748	24.587	39.047	29.597	2'02.979	230,3	18:47'51.560
9	29.584	24.480	39.131	2'05.184	3'38.379P	228,3	18:51'29.939
10	38.748	25.483	41.205	31.581	2'17.017P	142,1	18:53'46.956
11	29.779	24.408	38.206	29.549	2'01.942	226,9	18:55'48.898
12	29.222	24.311	39.717	29.839	2'03.089	228,3	18:57'51.987
13	29.639	25.052	38.701	29.897	2'03.289	220,4	18:59'55.276
14	29.548	24.723	38.197	29.498	2'01.966	228,8	19:01'57.242

81 V. DALOKAY (2'01.433)

Giro	Seg.1	Seg.2	Seg.3	Seg.4	T. Giro	km/h	Local Time
1							18:34'15.709
2	44.248	29.494	42.975	35.424	2'32.141P	122,3	18:36'47.850
3	30.479	26.099	40.548	29.988	2'07.114	226,4	18:38'54.964
4	29.645	24.590	38.389	30.488	2'03.112	227,8	18:40'58.076
5	29.566	24.688	38.710	30.108	2'03.072	227,4	18:43'01.148
6	31.105	26.064	40.186	2'34.896	4'12.251P	227,4	18:47'13.399
7	43.148	28.296	40.754	29.744	2'21.942P	122,0	18:49'35.341
8	29.092	24.940	38.569	29.614	2'02.215	230,8	18:51'37.556
9	29.212	24.353	38.226	29.642	2'01.433	227,8	18:53'38.989
10	30.785	26.003	39.652	30.415	2'06.855	224,1	18:55'45.844
11	29.238	25.268	42.628	31.753	2'08.887	229,8	18:57'54.731
12	29.555	24.977	39.450	30.229	2'04.211	231,8	18:59'58.942
13	29.438	25.016	39.871	31.585	2'05.910	229,8	19:02'04.852

72 F. GIROLAMI (1'57.238)

Giro	Seg.1	Seg.2	Seg.3	Seg.4	T. Giro	km/h	Local Time
1							18:33'22.385
2	28.622	23.608	36.726	28.522	1'57.478	231,8	18:37'22.976
3	28.441	23.546	36.981	28.643	1'57.611	232,3	18:39'20.587
4	30.581	25.838	39.519	50.606	2'26.544P	210,5	18:41'47.131
5					10'08.773P		18:51'55.904
6	40.138	26.254	40.439	30.374	2'17.205P	142,5	18:54'13.109
7	28.475	23.728	36.827	28.474	1'57.504	232,8	18:56'10.613
8	28.599	23.729	40.251	1'28.736	3'01.315P	233,8	18:59'11.928
9	39.647	25.044	40.427	29.556	2'14.674P	146,3	19:01'26.602
10	28.549	23.454	36.753	28.482	1'57.238	234,3	19:03'23.840

76 A. COMTE (1'56.921)

Giro	Seg.1	Seg.2	Seg.3	Seg.4	T. Giro	km/h	Local Time
1							18:33'22.385
2	40.732	27.911	41.806	35.301	2'25.750P	138,8	18:35'48.135
3	32.303	25.017	37.749	2'13.588	3'48.657P	173,1	18:39'36.792
4	39.271	27.718	39.790	31.085	2'17.864P	147,7	18:41'54.656
5	28.440	23.987	36.697	28.618	1'57.742	232,3	18:43'52.398
6	28.536	23.814	37.087	1'53.149	3'22.586P	232,3	18:47'14.984
7	41.526	25.825	38.933	28.979	2'15.263P	125,3	18:49'30.247
8	28.292	23.568	36.484	28.577	1'56.921	232,3	18:51'27.168
9	28.285	23.804	37.018	28.788	1'57.895	231,8	18:53'25.063

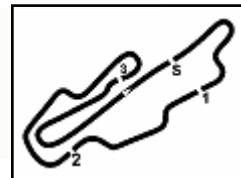
82 F. CARDONE (2'04.723)

Giro	Seg.1	Seg.2	Seg.3	Seg.4	T. Giro	km/h	Local Time
1							18:33'09.286
2	42.186	28.877	45.513	37.355	2'33.931P	116,3	18:35'43.217
3	30.560	26.738	41.615	30.590	2'09.503	225,9	18:37'52.720
4	30.133	25.010	41.576	31.158	2'07.877	224,5	18:40'00.597
5	29.979	25.489	39.424	30.122	2'05.014	226,4	18:42'05.611
6	30.008	25.587	41.231	3'01.543	4'38.369P	225,0	18:46'43.980
7	39.346	27.194	39.635	31.952	2'18.127P	135,3	18:49'02.107
8	29.836	25.558	39.906	30.458	2'05.758	226,9	18:51'07.865

07/07/2023

P = Box In/Out - C = Tempo Invalidato





Aut.Int. Mugello 5.245 m

5 / 5

ACI Racing Weekend Mugello, 8-9 Luglio 2023

TCR Italy - Analisi Tempi Qualifiche

9	30.099	25.792	39.190	30.804	2'05.885	224,5	18:53'13.750
10	30.056	25.583	39.027	30.057	2'04.723	224,5	18:55'18.473
11	30.127	28.410	40.795	4'50.486	6'29.818P	225,9	19:01'48.291

12	29.960	24.750	39.052	29.597	2'03.359	227,8	19:03'53.374
----	--------	--------	--------	--------	----------	-------	--------------

96 P. PALANTI (2'01.263)

86 G. FANTILLI (2'03.721)							
Giro	Seg.1	Seg.2	Seg.3	Seg.4	T. Giro	km/h	Local Time
1							18:34'13.581
2	41.699	27.700	41.109	31.322	2'21.830P	124,7	18:36'35.411
3	30.830	25.650	39.599	30.312	2'06.391	225,9	18:38'41.802
4	30.563	25.551	38.931	30.875	2'05.920	224,1	18:40'47.722
5	30.486	25.675	40.806	3'46.011	5'22.978P	220,9	18:46'10.700
6	49.045	27.077	42.389	30.437	2'28.948P	119,3	18:48'39.648
7	30.783	25.146	39.429	29.704	2'05.062	226,4	18:50'44.710
8	30.148	24.781	38.882	29.910	2'03.721	224,5	18:52'48.431
9	29.960	25.138	38.744	30.058	2'03.900	224,5	18:54'52.331
10	30.072	25.115	39.362	30.327	2'04.876	223,6	18:56'57.207
11	36.608	34.312	45.600	32.166	2'28.686	178,2	18:59'25.893
12	30.500	25.048	39.795	30.338	2'05.681	223,1	19:01'31.574

Giro	Seg.1	Seg.2	Seg.3	Seg.4	T. Giro	km/h	Local Time
1							18:34'19.828
2	43.230	30.595	46.540	34.200	2'34.565P	115,8	18:36'54.393
3	29.462	24.698	38.909	29.439	2'02.508	226,9	18:38'56.901
4	29.259	25.688	38.321	30.754	2'04.022	229,8	18:41'00.923
5	29.310	24.595	37.856	29.502	2'01.263	228,8	18:43'02.186
6	29.470	24.749	38.232	10'39.625	12'12.076P	230,3	18:55'14.262
7	45.045	37.385	59.358	32.044	2'53.832P	98,9	18:58'08.094
8	29.665	24.792	38.573	29.417	2'02.447	226,9	19:00'10.541

88 L. GALLO (2'01.953)

Giro	Seg.1	Seg.2	Seg.3	Seg.4	T. Giro	km/h	Local Time
1							18:34'08.030
2	43.055	29.035	42.223	31.217	2'25.530P	119,5	18:36'33.560
3	29.388	25.055	38.412	29.482	2'02.337	225,5	18:38'35.897
4	29.381	24.962	38.434	29.380	2'02.157	228,3	18:40'38.054
5	29.259	24.824	38.403	29.467	2'01.953	228,3	18:42'40.007
6	29.209	24.784	45.368	2'53.067	4'32.428P	227,8	18:47'12.435
7	45.924	33.949	47.696	29.661	2'37.230P	124,7	18:49'49.665
8	29.899	26.167	39.916	29.891	2'05.873	228,3	18:51'55.538
9	29.516	24.933	42.344	1'51.581	3'28.374P	227,4	18:55'23.912
10	44.280	27.834	40.040	30.495	2'22.649P	134,3	18:57'46.561
11	30.304	26.978	39.834	29.850	2'06.966	225,9	18:59'53.527
12	29.557	24.941	38.636	29.533	2'02.667	230,3	19:01'56.194

89 N. LOIA (2'01.658)

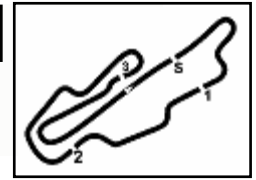
Giro	Seg.1	Seg.2	Seg.3	Seg.4	T. Giro	km/h	Local Time
1							18:33'46.732
2	40.725	28.383	42.665	34.632	2'26.405P	144,6	18:36'13.137
3	30.269	25.496	39.435	31.318	2'06.518	225,0	18:38'19.655
4	29.751	24.910	38.432	29.771	2'02.864	227,8	18:40'22.519
5	29.731	24.489	38.418	29.827	2'02.465	225,0	18:42'24.984
6	29.599	24.568	38.798	29.935	2'02.900	225,9	18:44'27.884
7	30.821	26.447	39.449	2'19.205	3'55.922P	223,6	18:48'23.806
8	46.499	27.119	42.519	31.595	2'27.732P	141,5	18:50'51.538
9	32.343	28.341	43.333	33.722	2'17.739	222,2	18:53'09.277
10	29.570	24.262	38.114	29.712	2'01.658	225,0	18:55'10.935
11	29.550	24.469	38.919	29.875	2'02.813	225,0	18:57'13.748
12	29.662	28.830	53.480	31.676	2'23.648	226,4	18:59'37.396
13	29.494	25.598	40.946	30.402	2'06.440	227,4	19:01'43.836

92 C. FEDELI (2'02.351)

Giro	Seg.1	Seg.2	Seg.3	Seg.4	T. Giro	km/h	Local Time
1							18:33'53.079
2	41.600	30.104	45.785	30.636	2'28.125P	149,4	18:36'21.204
3	29.746	26.018	41.015	29.779	2'06.558	229,3	18:38'27.762
4	29.468	24.897	39.276	29.733	2'03.374	227,8	18:40'31.136
5	29.359	24.423	39.044	29.525	2'02.351	225,5	18:42'33.487
6	30.482	27.884	42.985	30.155	2'11.506	225,5	18:44'44.993
7	29.698	24.640	42.050	2'21.582	3'57.970P	225,9	18:48'42.963
8	38.935	29.343	43.406	2'47.439	4'39.123P	149,0	18:53'22.086
9	39.071	27.492	41.281	29.984	2'17.828P	126,6	18:55'39.914
10	29.850	25.751	39.473	2'17.878	3'52.952P	225,9	18:59'32.866
11	37.961	27.508	40.319	31.361	2'17.149P	148,6	19:01'50.015

07/07/2023

P = Box In/Out - C = Tempo Invalidato



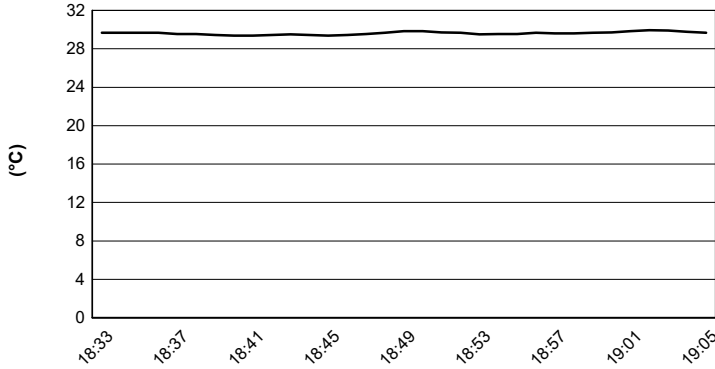
Aut.Int. Mugello 5.245 m

ACI Racing Weekend Mugello, 8-9 Luglio 2023

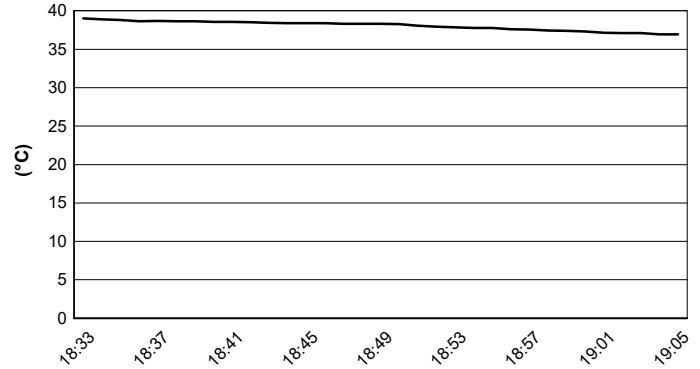
TCR Italy - Meteo Qualifiche

Session started 18:33 - Session ended 19:05

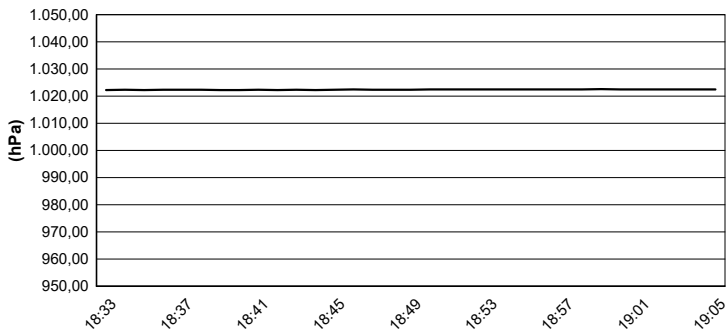
Air Temperature



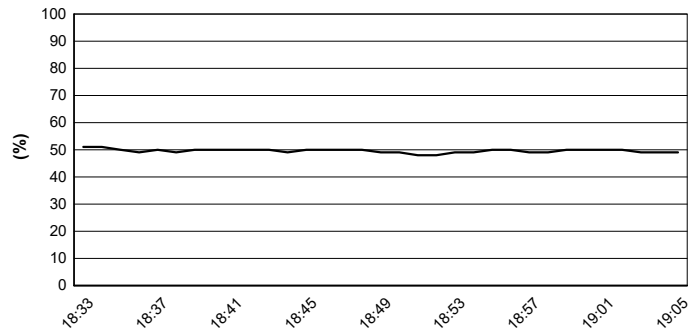
Track Temperature



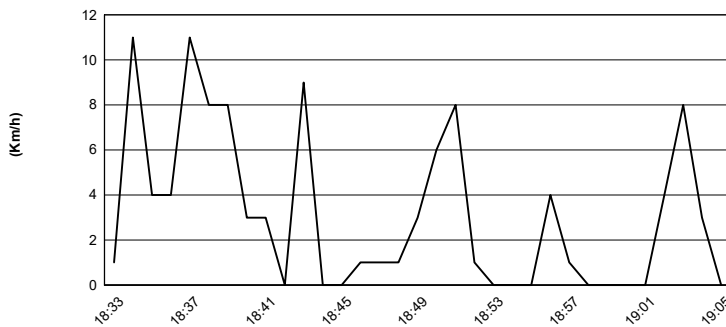
Air Pressure



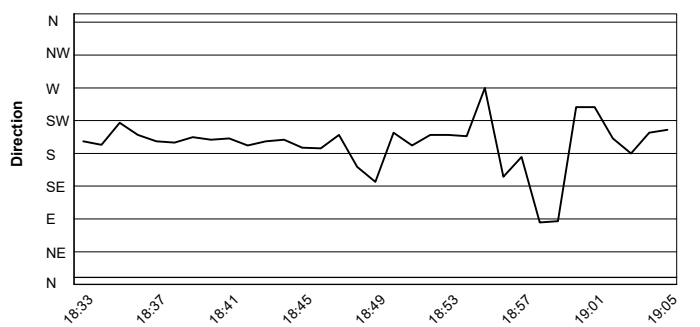
Humidity



Wind Speed



Wind Direction



07/07/2023