

ACI Racing Weekend Imola, 28-29 Ottobre 2023

TCR Italy - Classifica Gara 1

Laps 15 = 73,635 km - Avg 82,178 km/h - Race Time 53'45.754

Imola Circuit 4.909 m

No.	Driver	Nat	Entrant	Team	Car	Class	Laps	Time	Gap	Rel.	Fastest Lap	
1	18 BUTTI Marco	ITA	Target Competition	Target Competition	Hyundai Elantra N	TCR	15	53'45.754		6	1'51.956	
2	72 GIROLAMI Franco	ARG	Aikoa Racing	Aikoa Racing	Audi RS3 LMS	TCR	15	53'46.393	0.639	0.639	6	1'52.414
3	1 LANGEVELD Niels	NLD	MM Motorsport	MM Motorsport	Honda Civic FL5 H80	TCR	15	53'47.258	1.504	0.865	6	1'51.865
4	14 JELMINI Felice	ITA	Jelmini Felice	PMA Motorsport	Audi RS3 LMS	TCR	15	53'51.979	6.225	4.721	6	1'52.264
5	9 PARK Junui	KOR	Solite Indigo Racing	Target Competition	Hyundai Elantra N	TCR	15	53'53.009	7.255	1.030	6	1'52.251
6	76 COMTE Aurelien	FRA	Comte Aurelien	SP Competition	Cupra Leon Competicion	TCR	15	53'53.090	7.336	0.081	6	1'52.130
7	8 BABUIN Denis	ITA	Babuin Denis		Audi RS3 LMS	TCR	15	53'55.141	9.387	2.051	7	1'52.695
8	2 MASSARO Rodolfo	ITA	Target Competition	Target Competition	Hyundai Elantra N	TCR	15	53'55.561	9.807	0.420	10	1'53.022
9	68 BRIGLIADORI Eric	ITA	Aggressive Team Italia	Aggressive Team Italia	Hyundai Elantra N	TCR	15	53'56.903	11.149	1.342	6	1'52.709
10	67 PELLEGRINI Marco	ITA	Pellegrini Marco	Pinetti Motorsport	Audi RS3 LMS	TCR	15	53'57.287	11.533	0.384	7	1'52.653
11	3 GHERMANDI Giacomo	ITA	LEMA Racing	LEMA Racing	Audi RS3 LMS	TCR	15	54'01.527	15.773	4.240	7	1'52.668
12P	5 POLONI Matteo	ITA	Poloni Matteo		Audi RS3 LMS	TCR	15	54'15.689	29.935	14.162	5	1'52.174
13	41 FERNÁNDEZ Victor	ESP	Auto Club RC2 Valles	Auto Club RC2 Valles	Audi RS3 LMS	TCR	15	54'16.195	30.441	0.506	8	1'53.271
14	21 GUIDA Nicola	ITA	Guida Nicola		Audi RS3 LMS	TCR	15	54'18.651	32.897	2.456	7	1'53.814
15	24 OLHAGARAY Ernesto	MEX	Auto Club RC2 Valles	Auto Club RC2 Valles	Audi RS3 LMS	TCR	15	54'24.201	38.447	5.550	10	1'54.802
16	80 BARBERI Filippo	ITA	Aikoa Racing	Aikoa Racing	Audi RS3 DSG	TCDS	15	54'49.010	1'03.256	24.809	7	1'56.334
17	90 TRENTIN Mauro	ITA	Trentin Mauro		Cupra Leon	TCDS	15	55'02.988	1'17.234	13.978	13	1'57.797
18	83 KAÇAN Seda	TUR	Bitci Racing Team AMS	Bitci Racing Team AMS	Audi RS3 DSG	TCDS	15	55'47.896	2'02.142	44.908	8	1'58.999
19	97 TAGLIENTE Vito	ITA	Tagliente Vito	Greta Racing Lucania	Volkswagen Golf	TCDS	14	53'55.484	1 Lap	1 Lap	7	2'00.519
20	19 FERNÁNDEZ Felipe	ESP	Auto Club RC2 Valles	Auto Club RC2 Valles	Audi RS3 LMS	TCR	14	54'01.762	1 Lap	6.278	7	1'52.574
21	12 FERNÁNDEZ Rubén	ESP	Auto Club RC2 Valles	Auto Club RC2 Valles	Audi RS3 LMS	TCR	13	54'03.776	2 Laps	1 Lap	7	1'52.597
22	10 PAOLINO Federico	ITA	Paolino Federico		Audi RS3 LMS	TCR	12	48'27.847	3 Laps	1 Lap	8	1'53.395
----- Not Classified -----												
RET	44 IMBERTI Michele	ITA	Imberti Michele		Hyundai i30 N	TCR	5	37'09.636	10 Laps		3	1'53.849
RET	56 BRUSA Cesare	ITA	Target Competition	Target Competition	Hyundai Elantra N	TCR	1	12'10.833	14 Laps			
RET	48 NATALONI Nello	ITA	Nataloni Nello		Audi RS3 LMS	TCR	0					
RET	77 PUSSIER Sylvain	FRA	Pussier Sylvain	SP Competition	Cupra Leon Competicion	TCR	0					
RET	30 BARBERINI Cosimo	ITA	Barberini Cosimo	NOS	Cupra Leon Competicion	TCR	0					
RET	64 LOSONCZY Levente	HUN	Aggressive Team Italia	Aggressive Team Italia	Hyundai Elantra N	TCR	0					
RET	70 PARK Junesung	KOR	Solite Indigo Racing	Target Competition	Hyundai Elantra N	TCR	0					
RET	25 ROCCA Paolo	ITA	Rocca Paolo	MM Motorsport	Honda Civic FK7 H70	TCR	0					
RET	27 VOLT Ruben	EST	ALM Motorsport	ALM Motorsport	Honda Civic FL5 H80	TCR	0					
NS	4 GURRIERI Raffaele	ITA	Gurrieri Raffaele		Cupra Leon	TCR						

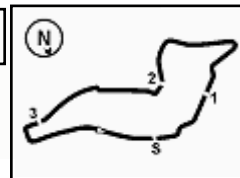
Starting: 32 Classified: 22 Not Classified: 0 Retired: 9 Not Started: 1

Fastest Lap N. 6 No. 1 Niels Langeveld Time 1'51.865 Avg. 157,980 Km/h

Humidity:	42%	AIR	22°C
Condition:	DRY	Track	27°C

Stewards : Franco Leoni Marco Michelini Nicola Cadei

 Start 13:42 End 14:38
 28/10/2023



ACI Racing Weekend Imola, 28-29 Ottobre 2023
TCR Italy - Classifica di Classe Gara 1
Classe TCR DSG

Laps 15 = 73,635 km - Avg 80,598 km/h - Race Time 54'49.010

No.	Driver	Nat	Entrant	Team	Car	Laps	Time	Gap	Rel.	Fastest Lap
1	80 BARBERI Filippo	ITA	Aikoa Racing	Aikoa Racing	Audi RS3 DSG	15	54'49.010		7	1'56.334
2	90 TRENTIN Mauro	ITA	Trentin Mauro		Cupra Leon	15	55'02.988	13.978	13.978	13 1'57.797
3	83 KAÇAN Seda	TUR	Bitci Racing Team AMS	Bitci Racing Team AMS	Audi RS3 DSG	15	55'47.896	58.886	44.908	8 1'58.999
4	97 TAGLIENTE Vito	ITA	Tagliente Vito	Greta Racing Lucania	Volkswagen Golf	14	53'55.484	1 Lap	1 Lap	7 2'00.519

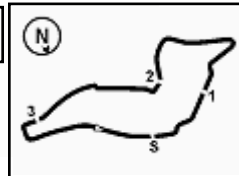
Starting: 4 Classified: 4 Not Classified: 0 Retired: 0 Not Started: 0
 Fastest Lap N. 7 No. 80 Filippo Barberi Time 1'56.334 Avg. 151,911 Km/h

Humidity:	42%	AIR	22°C
Condition:	DRY	Track	27°C

Clerk of the Course : Massimiliano Ghinassi

Race Director : Gianluca Marotta

	Start	End
28/10/2023	13:42	14:38


ACI Racing Weekend Imola, 28-29 Ottobre 2023
TCR Italy - Classifica di Classe Gara 1
Classe TCR

Laps 15 = 73,635 km - Avg 82,178 km/h - Race Time 53'45.754

No.	Driver	Nat	Entrant	Team	Car	Laps	Time	Gap	Rel.	Fastest Lap
1	18 BUTTI Marco	ITA	Target Competition	Target Competition	Hyundai Elantra N	15	53'45.754			6 1'51.956
2	72 GIROLAMI Franco	ARG	Aikoa Racing	Aikoa Racing	Audi RS3 LMS	15	53'46.393	0.639	0.639	6 1'52.414
3	1 LANGEVELD Niels	NLD	MM Motorsport	MM Motorsport	Honda Civic FL5 H80	15	53'47.258	1.504	0.865	6 1'51.865
4	14 JELMINI Felice	ITA	Jelmini Felice	PMA Motorsport	Audi RS3 LMS	15	53'51.979	6.225	4.721	6 1'52.264
5	9 PARK Junui	KOR	Solite Indigo Racing	Target Competition	Hyundai Elantra N	15	53'53.009	7.255	1.030	6 1'52.251
6	76 COMTE Aurelien	FRA	Comte Aurelien	SP Competition	Cupra Leon Competicion	15	53'53.090	7.336	0.081	6 1'52.130
7	8 BABUIN Denis	ITA	Babuin Denis		Audi RS3 LMS	15	53'55.141	9.387	2.051	7 1'52.695
8	2 MASSARO Rodolfo	ITA	Target Competition	Target Competition	Hyundai Elantra N	15	53'55.561	9.807	0.420	10 1'53.022
9	68 BRIGLIADORI Eric	ITA	Aggressive Team Italia	Aggressive Team Italia	Hyundai Elantra N	15	53'56.903	11.149	1.342	6 1'52.709
10	67 PELLEGRINI Marco	ITA	Pellegrini Marco	Pinetti Motorsport	Audi RS3 LMS	15	53'57.287	11.533	0.384	7 1'52.653
11	3 GHERMANDI Giacomo	ITA	LEMA Racing	LEMA Racing	Audi RS3 LMS	15	54'01.527	15.773	4.240	7 1'52.668
12P	5 POLONI Matteo	ITA	Poloni Matteo		Audi RS3 LMS	15	54'15.689	29.935	14.162	5 1'52.174
13	41 FERNÁNDEZ Victor	ESP	Auto Club RC2 Valles	Auto Club RC2 Valles	Audi RS3 LMS	15	54'16.195	30.441	0.506	8 1'53.271
14	21 GUIDA Nicola	ITA	Guida Nicola		Audi RS3 LMS	15	54'18.651	32.897	2.456	7 1'53.814
15	24 OLHAGARAY Ernesto	MEX	Auto Club RC2 Valles	Auto Club RC2 Valles	Audi RS3 LMS	15	54'24.201	38.447	5.550	10 1'54.802
16	19 FERNÁNDEZ Felipe	ESP	Auto Club RC2 Valles	Auto Club RC2 Valles	Audi RS3 LMS	14	54'01.762	1 Lap	1 Lap	7 1'52.574
17	12 FERNÁNDEZ Rubén	ESP	Auto Club RC2 Valles	Auto Club RC2 Valles	Audi RS3 LMS	13	54'03.776	2 Laps	1 Lap	7 1'52.597
18	10 PAOLINO Federico	ITA	Paolino Federico		Audi RS3 LMS	12	48'27.847	3 Laps	1 Lap	8 1'53.395
----- Not Classified -----										
RET	44 IMBERTI Michele	ITA	Imberti Michele		Hyundai i30 N	5	37'09.636	10 Laps		3 1'53.849
RET	56 BRUSA Cesare	ITA	Target Competition	Target Competition	Hyundai Elantra N	1	12'10.833	14 Laps		
RET	48 NATALONI Nello	ITA	Nataloni Nello		Audi RS3 LMS	0				
RET	77 PUSSIER Sylvain	FRA	Pussier Sylvain	SP Competition	Cupra Leon Competicion	0				
RET	30 BARBERINI Cosimo	ITA	Barberini Cosimo	NOS	Cupra Leon Competicion	0				
RET	64 LOSONCZY Levente	HUN	Aggressive Team Italia	Aggressive Team Italia	Hyundai Elantra N	0				
RET	70 PARK Junesung	KOR	Solite Indigo Racing	Target Competition	Hyundai Elantra N	0				
RET	25 ROCCA Paolo	ITA	Rocca Paolo	MM Motorsport	Honda Civic FK7 H70	0				
RET	27 VOLT Ruben	EST	ALM Motorsport	ALM Motorsport	Honda Civic FL5 H80	0				
NS	4 GURRIERI Raffaele	ITA	Gurrieri Raffaele		Cupra Leon					

Starting: 28 Classified: 18 Not Classified: 0 Retired: 9 Not Started: 1

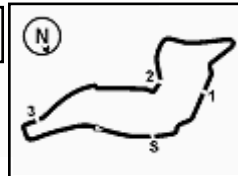
Fastest Lap N. 6 No. 1 Niels Langeveld Time 1'51.865 Avg. 157,980 Km/h

Humidity:	42%	AIR	22°C
Condition:	DRY	Track	27°C

Clerk of the Course : Massimiliano Ghinassi

Race Director : Gianluca Marotta

Start	End
28/10/2023 13:42	14:38



ACI Racing Weekend Imola, 28-29 Ottobre 2023

TCR Italy - Classifica Master Gara 1

Laps 15 = 73,635 km - Avg 81,940 km/h - Race Time 53'55.141

No.	Driver	Nat	Entrant	Team	Car	Class	Laps	Time	Gap	Rel.	Fastest Lap
1	8 BABUIN Denis	ITA	Babuin Denis		Audi RS3 LMS	TCR	15	53'55.141		7	1'52.695
2	67 PELLEGRINI Marco	ITA	Pellegrini Marco	Pinetti Motorsport	Audi RS3 LMS	TCR	15	53'57.287	2.146	2.146	7 1'52.653
3	41 FERNÁNDEZ Victor	ESP	Auto Club RC2 Valles	Auto Club RC2 Valles	Audi RS3 LMS	TCR	15	54'16.195	21.054	18.908	8 1'53.271
4	21 GUIDA Nicola	ITA	Guida Nicola		Audi RS3 LMS	TCR	15	54'18.651	23.510	2.456	7 1'53.814
5	24 OLHAGARAY Ernesto	MEX	Auto Club RC2 Valles	Auto Club RC2 Valles	Audi RS3 LMS	TCR	15	54'24.201	29.060	5.550	10 1'54.802
6	12 FERNÁNDEZ Rubén	ESP	Auto Club RC2 Valles	Auto Club RC2 Valles	Audi RS3 LMS	TCR	13	54'03.776	2 Laps	2 Laps	7 1'52.597
----- Not Classified -----											
RET	77 PUSSIER Sylvain	FRA	Pussier Sylvain	SP Competition	Cupra Leon Competicion	TCR	0				
NS	4 GURRIERI Raffaele	ITA	Gurrieri Raffaele		Cupra Leon	TCR					

Starting: 8 Classified: 6 Not Classified: 0 Retired: 1 Not Started: 1

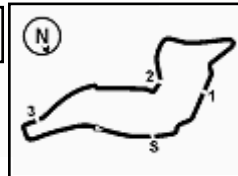
Fastest Lap N. 7 No. 12 Rubén Fernández Time 1'52.597 Avg. 156,953 Km/h

Humidity:	42%	AIR	22°C
Condition:	DRY	Track	27°C

Clerk of the Course : Massimiliano Ghinassi

Race Director : Gianluca Marotta

	Start	End
28/10/2023	13:42	14:38



Imola Circuit 4.909 m

ACI Racing Weekend Imola, 28-29 Ottobre 2023

TCR Italy - Classifica Under Gara 1

Laps 15 = 73,635 km - Avg 82,178 km/h - Race Time 53'45.754

No.	Driver	Nat	Entrant	Team	Car	Class	Laps	Time	Gap	Rel.	Fastest Lap
1	18 BUTTI Marco	ITA	Target Competition	Target Competition	Hyundai Elantra N	TCR	15	53'45.754		6	1'51.956
2	9 PARK Junui	KOR	Solite Indigo Racing	Target Competition	Hyundai Elantra N	TCR	15	53'53.009	7.255	7.255	6 1'52.251
3	68 BRIGLIADORI Eric	ITA	Aggressive Team Italia	Aggressive Team Italia	Hyundai Elantra N	TCR	15	53'56.903	11.149	3.894	6 1'52.709
----- Not Classified -----											
RET	64 LOSONCZY Levente	HUN	Aggressive Team Italia	Aggressive Team Italia	Hyundai Elantra N	TCR	0				
RET	25 ROCCA Paolo	ITA	Rocca Paolo	MM Motorsport	Honda Civic FK7 H70	TCR	0				
RET	27 VOLT Ruben	EST	ALM Motorsport	ALM Motorsport	Honda Civic FL5 H80	TCR	0				

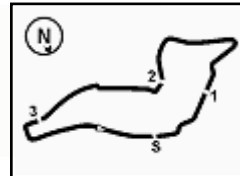
Starting: 6 Classified: 3 Not Classified: 0 Retired: 3 Not Started: 0
 Fastest Lap N. 6 No. 18 Marco Butti Time 1'51.956 Avg. 157,851 Km/h

Humidity:	42%	AIR	22°C
Condition:	DRY	Track	27°C

Clerk of the Course : Massimiliano Ghinassi

Race Director : Gianluca Marotta

	Start	End
28/10/2023	13:42	14:38



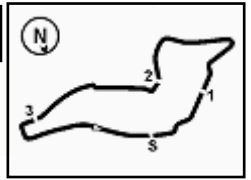
Imola Circuit 4.909 m

ACI Racing Weekend Imola, 28-29 Ottobre 2023
TCR Italy - Contagiri Gara 1

	Lap														
	1	2	3	4	5	6	7	8	9	10	11	12	13	14	15
1	72	5	5	5	5	5	5	5	5	18	18	18	18	18	18
2	1	72	72	72	72	72	72	72	18	5	72	72	72	72	72
3	5	1	1	1	18	18	18	18	72	72	1	1	1	1	1
4	18	9	9	18	1	1	1	1	1	1	5	5	5	5	5
5	9	18	18	9	14	14	14	14	14	14	14	14	14	14	14
6	14	14	14	14	9	9	9	9	9	9	9	9	9	9	9
7	76	76	76	76	2	76	76	76	76	76	76	76	76	76	76
8	2	2	2	2	76	2	2	8	8	8	8	8	8	8	8
9	12	68	8	8	8	8	8	2	2	2	2	2	2	2	2
10	68	8	68	68	68	68	68	68	68	68	68	68	68	68	68
11	67	12	12	12	12	12	12	12	12	67	67	67	67	67	67
12	3	67	67	67	67	67	67	67	67	3	3	3	3	3	3
13	80	3	3	3	3	3	3	3	3	41	41	41	41	41	41
14	41	41	41	41	41	41	41	41	41	10	10	21	21	21	21
15	24	24	24	10	10	10	10	10	10	10	21	21	24	24	24
16	90	10	10	24	24	24	24	21	21	21	24	24	80	80	80
17	97	80	80	80	21	21	21	24	24	24	80	80	90	90	90
18	21	90	90	21	80	80	80	80	80	80	90	90	83	83	83
19	83	21	21	90	90	90	90	90	90	83	83	83	97	97	97
20	10	97	97	97	97	83	83	83	83	83	97	97	19	19	19
21	56	83	83	83	83	83	97	97	97	97	19	19	12		
22	8	19	19	19	19	19	19	19	19	12	12				
23	19	44	44	44	44										
24	44														

Final Result		
1	18 BUTTI M.	Laps 15
2	72 GIROLAMI F.	0.639
3	1 LANGEVELD N.	1.504
4	14 JELMINI F.	6.225
5	9 PARK J.	7.255
6	76 COMTE A.	7.336
7	8 BABUIN D.	9.387
8	2 MASSARO R.	9.807
9	68 BRIGLIADORI E.	11.149
10	67 PELLEGRINI M.	11.533
11	3 GHERMANDI G.	15.773
12	5 POLONI M. (P)	29.935
13	41 FERNÁNDEZ V.	30.441
14	21 GUIDA N.	32.897
15	24 OLHAGARAY E.	38.447
16	80 BARBERI F.	1'03.256
17	90 TRENTIN M.	1'17.234
18	83 KAÇAN S.	2'02.142
19	97 TAGLIENTE V.	1 Lap
20	19 FERNÁNDEZ F.	1 Lap
21	12 FERNÁNDEZ R.	2 Laps
22	10 PAOLINO F.	3 Laps
RET	44 IMBERTI M.	10 Laps
RET	56 BRUSA C.	14 Laps
RET	27 VOLT R.	
RET	25 ROCCA P.	
RET	70 PARK J.	
RET	64 LOSONCZY L.	
RET	30 BARBERINI C.	
RET	48 NATALONI N.	
RET	77 PUSSIER S.	
NS	4 GURRIERI R.	





ACI Racing Weekend Imola, 28-29 Ottobre 2023

TCR Italy - Best Sectors & Speed Gara 1

RESULTS

1	18 BUTTI Marco	Hvundai Elantra N	Laps 15
2	72 GIROLAMI Franco	Audi RS3 LMS	0.639
3	1 LANGEVELD Niels	Honda Civic FL5 H80	1.504
4	14 JELMINI Felice	Audi RS3 LMS	6.225
5	9 PARK Junui	Hvundai Elantra N	7.255
6	76 COMTE Aurelien	Cupra Leon Competicion	7.336
7	8 BABUIN Denis	Audi RS3 LMS	9.387
8	2 MASSARO Rodolfo	Hvundai Elantra N	9.807
9	68 BRIGLIADORI Eric	Hvundai Elantra N	11.149
10	67 PELLEGRINI Marco	Audi RS3 LMS	11.533
11	3 GHERMANDI Giacomo	Audi RS3 LMS	15.773
12	5 POLONI Matteo	Audi RS3 LMS	29.935
13	41 FERNÁNDEZ Victor	Audi RS3 LMS	30.441
14	21 GUIDA Nicola	Audi RS3 LMS	32.897
15	24 OLHAGARAY Ernesto	Audi RS3 LMS	38.447
16	80 BARBERI Filippo	Audi RS3 DSG	1'03.256
17	90 TRENTIN Mauro	Cupra Leon	1'17.234
18	83 KAÇAN Seda	Audi RS3 DSG	2'02.142
19	97 TAGLIENTE Vito	Volkswagen Golf	1 Lap
20	19 FERNÁNDEZ Felipe	Audi RS3 LMS	1 Lap
21	12 FERNÁNDEZ Rubén	Audi RS3 LMS	2 Laps
22	10 PAOLINO Federico	Audi RS3 LMS	3 Laps
RET	44 IMBERTI Michele	Hvundai i30 N	10 Laps
RET	56 BRUSA Cesare	Hvundai Elantra N	14 Laps
RET	25 ROCCA Paolo	Honda Civic FK7 H70	
RET	27 VOLT Ruben	Honda Civic FL5 H80	
RET	30 BARBERINI Cosimo	Cupra Leon Competicion	
RET	48 NATALONI Nello	Audi RS3 LMS	
RET	64 LOSONCZY Levente	Hvundai Elantra N	
RET	70 PARK Junesung	Hvundai Elantra N	
RET	77 PUSSIER Sylvain	Cupra Leon Competicion	
NS	4 GURRIERI Raffaele	Cupra Leon	

SPEED

1	1 LANGEVELD Niels	Honda Civic FL5 H80	252,9
2	19 FERNÁNDEZ Felipe	Audi RS3 LMS	248,8
3	3 GHERMANDI Giacomo	Audi RS3 LMS	248,3
4	67 PELLEGRINI Marco	Audi RS3 LMS	247,1
5	5 POLONI Matteo	Audi RS3 LMS	247,1
6	12 FERNÁNDEZ Rubén	Audi RS3 LMS	246,6
7	8 BABUIN Denis	Audi RS3 LMS	246,0
8	2 MASSARO Rodolfo	Hvundai Elantra N	245,5
9	72 GIROLAMI Franco	Audi RS3 LMS	245,5
10	41 FERNÁNDEZ Victor	Audi RS3 LMS	244,9
11	76 COMTE Aurelien	Cupra Leon Competicion	244,9
12	9 PARK Junui	Hvundai Elantra N	244,3
13	14 JELMINI Felice	Audi RS3 LMS	244,3
14	21 GUIDA Nicola	Audi RS3 LMS	243,8
15	18 BUTTI Marco	Hvundai Elantra N	243,2
16	68 BRIGLIADORI Eric	Hvundai Elantra N	242,7
17	10 PAOLINO Federico	Audi RS3 LMS	242,7
18	24 OLHAGARAY Ernesto	Audi RS3 LMS	240,5
19	80 BARBERI Filippo	Audi RS3 DSG	238,9
20	44 IMBERTI Michele	Hvundai i30 N	237,9
21	83 KAÇAN Seda	Audi RS3 DSG	233,8
22	90 TRENTIN Mauro	Cupra Leon	232,8
23	97 TAGLIENTE Vito	Volkswagen Golf	225,0
24	56 BRUSA Cesare	Hvundai Elantra N	88,2

SEG. 1

1	67 PELLEGRINI Marco	23.288
2	3 GHERMANDI Giacomo	23.298
3	8 BABUIN Denis	23.344
4	5 POLONI Matteo	23.358
5	12 FERNÁNDEZ Rubén	23.360
6	1 LANGEVELD Niels	23.365
7	19 FERNÁNDEZ Felipe	23.365
8	14 JELMINI Felice	23.386
9	9 PARK Junui	23.393
10	72 GIROLAMI Franco	23.427
11	76 COMTE Aurelien	23.468
12	18 BUTTI Marco	23.474
13	2 MASSARO Rodolfo	23.546
14	68 BRIGLIADORI Eric	23.562
15	41 FERNÁNDEZ Victor	23.667
16	10 PAOLINO Federico	23.695
17	21 GUIDA Nicola	23.718
18	44 IMBERTI Michele	23.845
19	24 OLHAGARAY Ernesto	23.996
20	80 BARBERI Filippo	24.136
21	90 TRENTIN Mauro	24.643
22	83 KAÇAN Seda	24.830
23	97 TAGLIENTE Vito	25.467

SEG. 2

1	1 LANGEVELD Niels	36.668
2	18 BUTTI Marco	36.672
3	9 PARK Junui	36.723
4	76 COMTE Aurelien	36.803
5	72 GIROLAMI Franco	36.843
6	19 FERNÁNDEZ Felipe	36.892
7	5 POLONI Matteo	36.917
8	14 JELMINI Felice	36.920
9	68 BRIGLIADORI Eric	36.950
10	67 PELLEGRINI Marco	36.951
11	12 FERNÁNDEZ Rubén	36.960
12	2 MASSARO Rodolfo	37.010
13	8 BABUIN Denis	37.019
14	44 IMBERTI Michele	37.096
15	3 GHERMANDI Giacomo	37.141
16	41 FERNÁNDEZ Victor	37.272
17	10 PAOLINO Federico	37.366
18	24 OLHAGARAY Ernesto	37.517
19	21 GUIDA Nicola	37.534
20	80 BARBERI Filippo	38.261
21	90 TRENTIN Mauro	38.683
22	83 KAÇAN Seda	39.183
23	97 TAGLIENTE Vito	39.336
24	56 BRUSA Cesare	1'12.124

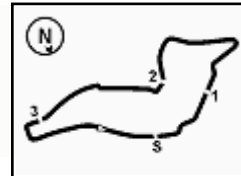
SEG. 3

1	18 BUTTI Marco	31.358
2	9 PARK Junui	31.607
3	1 LANGEVELD Niels	31.643
4	76 COMTE Aurelien	31.659
5	14 JELMINI Felice	31.751
6	72 GIROLAMI Franco	31.751
7	2 MASSARO Rodolfo	31.753
8	19 FERNÁNDEZ Felipe	31.775
9	41 FERNÁNDEZ Victor	31.785
10	5 POLONI Matteo	31.793
11	3 GHERMANDI Giacomo	31.798
12	21 GUIDA Nicola	31.824
13	8 BABUIN Denis	31.843
14	67 PELLEGRINI Marco	31.926
15	68 BRIGLIADORI Eric	31.964
16	12 FERNÁNDEZ Rubén	31.977
17	44 IMBERTI Michele	32.013
18	10 PAOLINO Federico	32.025
19	24 OLHAGARAY Ernesto	32.649
20	80 BARBERI Filippo	33.071
21	90 TRENTIN Mauro	33.307
22	83 KAÇAN Seda	33.623
23	97 TAGLIENTE Vito	33.898
24	56 BRUSA Cesare	1'07.427

SEG. 4

1	76 COMTE Aurelien	19.979
2	8 BABUIN Denis	20.002
3	67 PELLEGRINI Marco	20.029
4	2 MASSARO Rodolfo	20.062
5	5 POLONI Matteo	20.063
6	19 FERNÁNDEZ Felipe	20.064
7	72 GIROLAMI Franco	20.068
8	1 LANGEVELD Niels	20.075
9	12 FERNÁNDEZ Rubén	20.077
10	68 BRIGLIADORI Eric	20.127
11	14 JELMINI Felice	20.131
12	3 GHERMANDI Giacomo	20.135
13	18 BUTTI Marco	20.137
14	44 IMBERTI Michele	20.141
15	10 PAOLINO Federico	20.148
16	9 PARK Junui	20.180
17	41 FERNÁNDEZ Victor	20.182
18	21 GUIDA Nicola	20.262
19	24 OLHAGARAY Ernesto	20.386
20	80 BARBERI Filippo	20.564
21	90 TRENTIN Mauro	20.825
22	83 KAÇAN Seda	20.870
23	97 TAGLIENTE Vito	21.297





Imola Circuit 4.909 m

ACI Racing Weekend Imola, 28-29 Ottobre 2023
TCR Italy - Analisi Tempi Gara 1

Start at 13:42'41.238

2 / 4

1		1'12.304	1'09.732	1'16.255	4'16.742P	175,6	13:46'57.980	12	23.696	37.740	32.394	20.087	1'53.917	247,1	14:32'53.377
2	22'09.749	59.189	45.634	31.376	24'25.948P	135,5	14:11'23.928	13	23.365	37.783	32.203	20.302	1'53.653	246,0	14:34'47.030
3	38.995	50.922	42.290	20.817	2'33.024	120,9	14:13'56.952	14	24.460	38.059	32.575	20.876	1'55.970	248,8	14:36'43.000
4	24.183	37.544	32.301	20.194	1'54.222	233,3	14:15'51.174								Race Time 54'01.762
5	23.778	38.161	32.768	20.235	1'54.942	240,0	14:17'46.116								
6	23.516	37.008	32.117	20.259	1'52.900	244,3	14:19'39.016								
7	23.443	36.960	31.977	20.217	1'52.597	244,9	14:21'31.613								
8	23.411	37.369	32.329	20.077	1'53.186	246,0	14:23'24.799								
9	23.360	37.921	32.111	20.130	1'53.522	246,0	14:25'18.321								
10	23.721	37.222	32.111	20.345	1'53.399	246,6	14:27'11.720								
11	23.453	37.294	44.900	3'22.845	5'08.492P	246,0	14:32'20.212								
12	38.612	39.344	33.775	24.551	2'16.282P	161,2	14:34'36.494								
13	30.335	44.722	32.527	20.936	2'08.520	231,8	14:36'45.014								

Race Time 54'03.776

21 N. GUIDA (1'53.814)

Lap	Seg.1	Seg.2	Seg.3	Seg.4	Lap Time	km/h	Local Time
1		1'05.048	1'14.846	2'17.419	5'35.683P	94,8	13:48'16.921
2	21'05.796	55.266	49.076	28.238	23'18.376P	159,8	14:11'35.297
3	39.039	50.674	38.841	20.837	2'29.391	146,1	14:14'04.688
4	24.881	38.057	32.403	20.597	1'55.938	233,8	14:16'00.626
5	24.722			20.544	1'55.274	230,3	14:17'55.900
6	23.939	38.115	32.177	20.262	1'54.493	242,7	14:19'50.393
7	23.850			20.313	1'53.814	243,8	14:21'44.207
8	24.256	37.534	32.013	20.346	1'54.149	240,5	14:23'38.356
9	23.718	37.622	32.363	20.375	1'54.078	242,7	14:25'32.434
10	23.790	37.841	32.120	20.376	1'54.127	242,2	14:27'26.561
11	23.941	38.051	32.477	20.535	1'55.004	241,1	14:29'21.565
12	23.892	37.675	31.879	20.387	1'53.833	241,6	14:31'15.398
13	23.929	37.693	32.688	20.398	1'54.708	241,1	14:33'10.106
14	24.036	39.002	32.079	20.415	1'55.532	242,7	14:35'05.638
15	23.828	37.975	31.824	20.624	1'54.251	240,5	14:36'59.889

Race Time 54'18.651

24 E. OLHAGARAY (1'54.802)

Lap	Seg.1	Seg.2	Seg.3	Seg.4	Lap Time	km/h	Local Time
1		1'08.370	1'13.257	2'10.983	5'22.760P	149,2	13:48'03.998
2	21'12.816	56.369	48.242	29.009	23'26.436P	155,2	14:11'30.434
3	38.895	52.317	39.539	20.790	2'31.541	165,4	14:14'01.975
4	24.516	37.964	34.048	20.467	1'56.995	236,8	14:15'58.970
5	24.105	37.721	32.783	20.386	1'54.995	240,5	14:17'53.965
6	24.000	37.850	32.682	20.464	1'54.996	240,0	14:19'48.961
7	24.197	37.540	32.807	20.568	1'55.112	237,4	14:21'44.073
8	24.579	37.978	32.927	20.500	1'55.984	233,3	14:23'40.057
9	24.076	37.657	32.664	20.631	1'55.028	239,5	14:25'35.085
10	24.066	37.577	32.687	20.472	1'54.802	237,9	14:27'29.887
11	24.117	37.726	32.873	20.445	1'55.161	237,9	14:29'25.048
12	23.996	37.582	32.882	20.509	1'54.969	238,4	14:31'20.017
13	24.230	37.726	32.767	20.657	1'55.380	237,4	14:33'15.397
14	24.141	37.517	32.649	20.532	1'54.839	237,9	14:35'10.236
15	24.154	37.547	32.774	20.728	1'55.203	236,8	14:37'05.439

Race Time 54'24.201

41 V. FERNÁNDEZ (1'53.271)

Lap	Seg.1	Seg.2	Seg.3	Seg.4	Lap Time	km/h	Local Time
1		1'08.254	1'12.541	2'10.659	5'20.344P	138,5	13:48'01.582
2	21'11.979	57.764	47.799	29.018	23'26.560P	141,0	14:11'28.142
3	38.757	53.364	38.601	21.161	2'31.883	143,4	14:14'00.025
4	24.387	37.677	32.302	20.434	1'54.800	241,6	14:15'54.825
5	23.961	37.445	33.451	20.497	1'55.354	243,2	14:17'50.179
6	23.917	37.675	32.132	20.634	1'54.358	243,8	14:19'44.537
7	23.838	37.643	32.105	20.182	1'53.768	242,7	14:21'38.305
8	23.667	37.272	32.060	20.272	1'53.271	244,9	14:23'31.576
9	24.089	37.618	32.139	20.418	1'54.264	242,2	14:25'25.840
10	24.150	37.516	31.814	20.438	1'53.918	241,6	14:27'19.758
11	23.828	37.515	32.472	20.442	1'54.257	240,5	14:29'14.015
12	23.932	37.663	31.785	20.983	1'54.363	240,5	14:31'08.378
13	23.859	37.544	33.747	20.471	1'55.621	241,6	14:33'03.999
14	24.194	38.356	33.243	20.739	1'56.532	240,5	14:35'00.531
15	24.195	38.303	32.960	21.444	1'56.902	241,1	14:36'57.433

Race Time 54'16.195

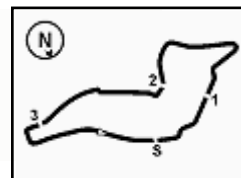
44 M. IMBERTI (1'53.849)

Lap	Seg.1	Seg.2	Seg.3	Seg.4	Lap Time	km/h	Local Time
1		40.027	50.349	27.456	28'56.922	160,2	14:11'38.160
2	38.898	50.372	39.014	21.844	2'30.128	128,9	14:14'08.288
3	24.531	37.096	32.013	20.209	1'53.849	235,3	14:16'02.137

28/10/2023

P = Pits In/Out - C = Lap Time Cancelled





Imola Circuit 4.909 m

4 / 4

ACI Racing Weekend Imola, 28-29 Ottobre 2023
TCR Italy - Analisi Tempi Gara 1

Start at 13:42'41.238

8	24.750	38.881	33.606	20.915	1'58.152	230,8	14:23'57.642
9	24.841	38.775	33.762	20.825	1'58.203	230,8	14:25'55.845
10	24.784	38.840	33.639	20.912	1'58.175	231,3	14:27'54.020
11	24.643	38.872	33.710	20.963	1'58.188	231,3	14:29'52.208
12	24.871	38.703	33.628	20.908	1'58.110	229,8	14:31'50.318
13	24.693	38.943	33.307	20.854	1'57.797	231,8	14:33'48.115
14	24.972	38.704	33.417	21.037	1'58.130	231,8	14:35'46.245
15	24.761	38.788	33.486	20.946	1'57.981	230,8	14:37'44.226

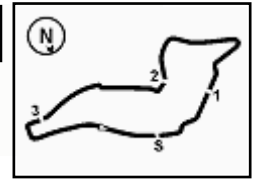
Race Time 55'02.988

97 V. TAGLIENTE (2'00.519)

Lap	Seg.1	Seg.2	Seg.3	Seg.4	Lap Time	km/h	Local Time
1		1'05.161	1'14.002	2'16.147	5'32.379P	93,8	13:48'13.617
2	21'10.967	54.389	49.967	27.874	23'23.197P	142,7	14:11'36.814
3	38.513	50.527	39.530	21.644	2'30.214	146,9	14:14'07.028
4	25.973	40.026	34.013	21.318	2'01.330	213,0	14:16'08.358
5	25.467	39.581	34.333	21.446	2'00.827	225,0	14:18'09.185
6	25.761	39.489	34.079	21.297	2'00.626	213,0	14:20'09.811
7	25.469	39.336	33.898	21.816	2'00.519	221,8	14:22'10.330
8	26.478	40.256	35.207	21.855	2'03.796	206,9	14:24'14.126
9	25.783	40.337	34.867	21.967	2'02.954	213,9	14:26'17.080
10	26.194	40.074	35.132	21.767	2'03.167	212,2	14:28'20.247
11	26.071	40.076	35.425	21.766	2'03.338	216,9	14:30'23.585
12	26.226	40.668	34.693	21.720	2'03.307	204,9	14:32'26.892
13	26.567	40.194	34.789	21.950	2'03.500	213,9	14:34'30.392
14	26.073	42.240	36.258	21.759	2'06.330	209,7	14:36'36.722

Race Time 53'55.484





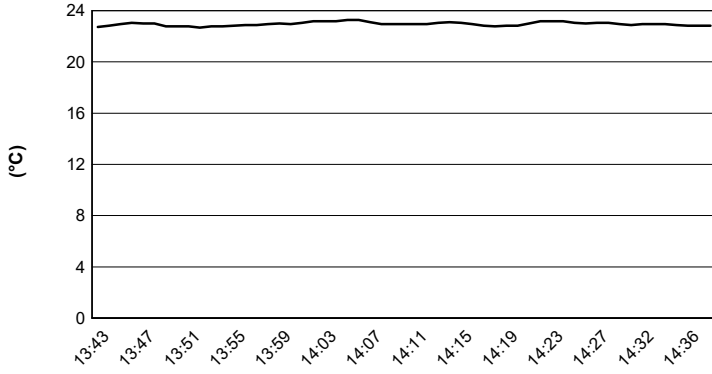
Imola Circuit 4.909 m

ACI Racing Weekend Imola, 28-29 Ottobre 2023

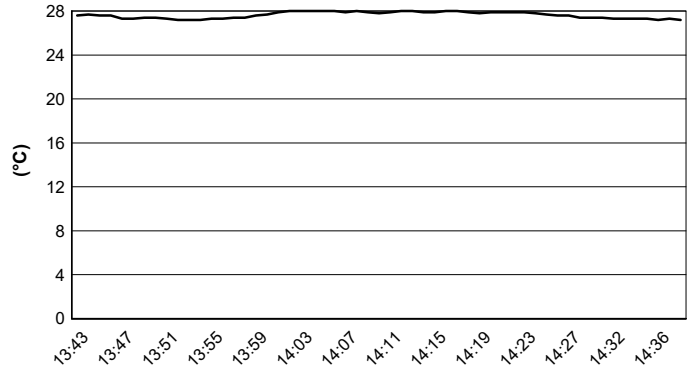
TCR Italy - Meteo Gara 1

Session started 13:43 - Session ended 14:38

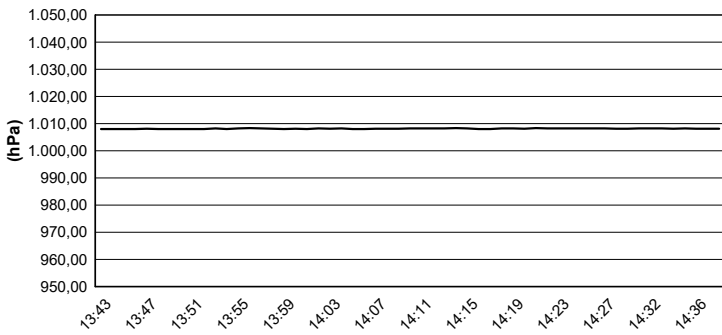
Air Temperature



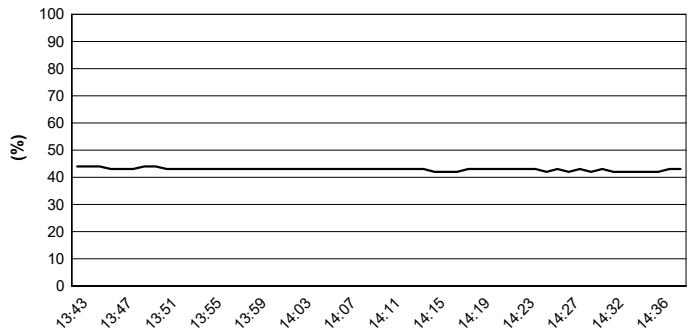
Track Temperature



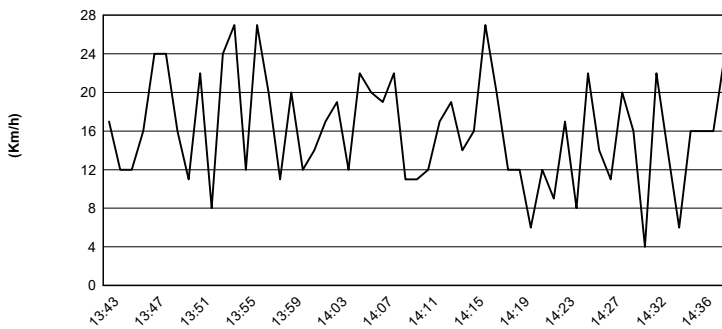
Air Pressure



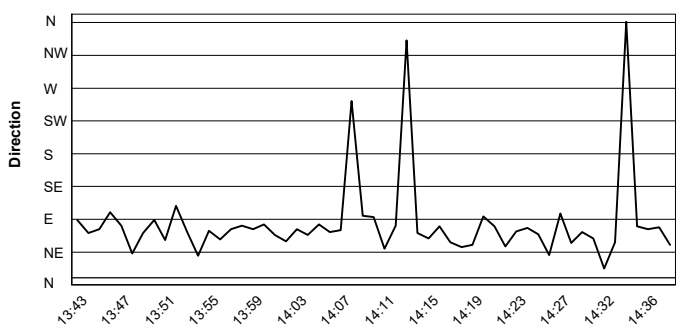
Humidity



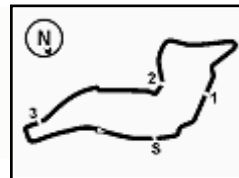
Wind Speed



Wind Direction



28/10/2023



ACI Racing Weekend Imola, 28-29 Ottobre 2023

TCR Italy - Griglia Gara 1 (Duration: 30' +1 Lap)

83	KAÇAN S. Bitci Racing Team AMS	Audi 2'00.244	97	TAGLIENTE V. Greta Racing Lucania	Volkswagen 1'59.398	16
21	GUIDA N.	Audi 1'58.959	90	TRENTIN M.	Cupra 1'57.758	15
48	NATALONI N.	Audi 1'57.383	80	BARBERI F. Aikoa Racing	Audi 1'55.726	14
10	PAOLINO F.	Audi 1'55.389	24	OLHAGARAY E. Auto Club RC2 Valles	Audi 1'54.510	13
19	FERNÁNDEZ F. Auto Club RC2 Valles	Audi 1'52.349	41	FERNÁNDEZ V. Auto Club RC2 Valles	Audi 1'53.784	12
3	GHERMANDI G. LEMA Racing	Audi 1'53.094	4	GURRIERI R.	Cupra 1'53.646	11
56	BRUSA C. Target Competition	Hyundai 1'53.443	77	PUSSIER S. SP Competition	Cupra 1'53.390	10
30	BARBERINI C. NOS	Cupra 1'53.263	67	PELLEGRINI M. Pinetti Motorsport	Audi 1'52.860	9
64	LOSONCZY L. Aggressive Team Italia	Hyundai 1'52.607	12	FERNÁNDEZ R. Auto Club RC2 Valles	Audi 1'52.429	8
8	BABUIN D.	Audi 1'52.375	68	BRIGLIADORI E. Aggressive Team Italia	Hyundai 1'52.339	7
70	PARK J. Target Competition	Hyundai 1'52.166	44	IMBERTI M.	Hyundai 1'52.132	6
2	MASSARO R. Target Competition	Hyundai 1'51.775	25	ROCCA P. MM Motorsport	Honda 1'51.613	5
76	COMTE A. SP Competition	Cupra 1'51.528	14	JELMINI F. PMA Motorsport	Audi 1'51.181	4
18	BUTTI M. Target Competition	Hyundai 1'51.098	9	PARK J. Target Competition	Hyundai 1'51.059	3
1	LANGEVELD N. MM Motorsport	Honda 1'50.986	72	GIROLAMI F. Aikoa Racing	Audi 1'50.981	2
5	POLONI M.	Audi 1'50.800	27	VOLT R. ALM Motorsport	Honda 1'50.701	1

Il pilota n. 3 (Ghermandi G.) è stato retrocesso di 4 posizioni, decisione n.3 Round Misano
 Il pilota n. 19 (Fernandez Gil F.) è stato retrocesso di 10 posizioni, decisione n.25 Round Monza

