

Imola Circuit 4.909 m

ACI Racing Weekend Imola, 28-29 Ottobre 2023

TCR Italy - Classifica Gara 2

Laps 16 = 78,544 km - Avg 143,816 km/h - Race Time 32'46.113

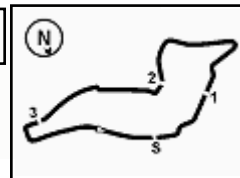
No.	Driver	Nat	Entrant	Team	Car	Class	Laps	Time	Gap	Rel.	Fastest Lap	
1	18 BUTTI Marco	ITA	Target Competition	Target Competition	Hyundai Elantra N	TCR	16	32'46.113		9	1'52.425	
2	1 LANGEVELD Niels	NLD	MM Motorsport	MM Motorsport	Honda Civic FL5 H80	TCR	16	32'46.469	0.356	0.356	14	1'52.266
3	72 GIROLAMI Franco	ARG	Aikoa Racing	Aikoa Racing	Audi RS3 LMS	TCR	16	32'46.939	0.826	0.470	4	1'52.062
4	14 JELMINI Felice	ITA	Jelmini Felice	PMA Motorsport	Audi RS3 LMS	TCR	16	32'47.871	1.758	0.932	4	1'51.911
5	76 COMTE Aurelien	FRA	Comte Aurelien	SP Competition	Cupra Leon Competicion	TCR	16	32'48.220	2.107	0.349	9	1'52.209
6	19 FERNÁNDEZ Felipe	ESP	Auto Club RC2 Valles	Auto Club RC2 Valles	Audi RS3 LMS	TCR	16	32'55.124	9.011	6.904	14	1'52.269
7	9 PARK Junui	KOR	Solite Indigo Racing	Target Competition	Hyundai Elantra N	TCR	16	32'56.003	9.890	0.879	4	1'53.001
8	2 MASSARO Rodolfo	ITA	Target Competition	Target Competition	Hyundai Elantra N	TCR	16	32'56.785	10.672	0.782	4	1'53.047
9	44 IMBERTI Michele	ITA	Imberti Michele		Hyundai i30 N	TCR	16	32'57.205	11.092	0.420	4	1'52.999
10	67 PELLEGRINI Marco	ITA	Pellegrini Marco	Pinetti Motorsport	Audi RS3 LMS	TCR	16	33'01.746	15.633	4.541	13	1'53.208
11	68 BRIGLIADORI Eric	ITA	Aggressive Team Italia	Aggressive Team Italia	Hyundai Elantra N	TCR	16	33'02.467	16.354	0.721	4	1'53.084
12	10 PAOLINO Federico	ITA	Paolino Federico		Audi RS3 LMS	TCR	16	33'12.101	25.988	9.634	13	1'54.086
13	21 GUIDA Nicola	ITA	Guida Nicola		Audi RS3 LMS	TCR	16	33'13.650	27.537	1.549	3	1'54.544
14	24 OLHAGARAY Ernesto	MEX	Auto Club RC2 Valles	Auto Club RC2 Valles	Audi RS3 LMS	TCR	16	33'13.920	27.807	0.270	2	1'53.939
15	4 GURRIERI Raffaele	ITA	Gurrieri Raffaele		Cupra Leon	TCR	16	33'14.610	28.497	0.690	13	1'54.510
16	48 NATALONI Nello	ITA	Nataloni Nello		Audi RS3 LMS	TCR	16	33'24.758	38.645	10.148	11	1'55.260
17	80 BARBERI Filippo	ITA	Aikoa Racing	Aikoa Racing	Audi RS3 DSG	TCDS	16	33'27.520	41.407	2.762	4	1'55.635
18	90 TRENTIN Mauro	ITA	Trentin Mauro		Cupra Leon	TCDS	16	33'40.207	54.094	12.687	9	1'57.289
19	83 KAÇAN Seda	TUR	Bitci Racing Team AMS	Bitci Racing Team AMS	Audi RS3 DSG	TCDS	16	34'05.249	1'19.136	25.042	12	1'59.006
20	97 TAGLIENTE Vito	ITA	Tagliente Vito	Greta Racing Lucania	Volkswagen Golf	TCDS	16	34'11.048	1'24.935	5.799	12	1'59.453
21	64 LOSONCZY Levente	HUN	Aggressive Team Italia	Aggressive Team Italia	Hyundai Elantra N	TCR	16	34'16.081	1'29.968	5.033	4	1'53.306
22	5 POLONI Matteo	ITA	Poloni Matteo		Audi RS3 LMS	TCR	14	29'11.929	2 Laps	2 Laps	4	1'52.536
23	56 BRUSA Cesare	ITA	Target Competition	Target Competition	Hyundai Elantra N	TCR	13	27'20.247	3 Laps	1 Lap	10	1'53.303
24	41 FERNÁNDEZ Victor	ESP	Auto Club RC2 Valles	Auto Club RC2 Valles	Audi RS3 LMS	TCR	11	28'09.588	5 Laps	2 Laps	2	1'54.071
----- Not Classified -----												
RET	3 GHERMANDI Giacomo	ITA	LEMA Racing	LEMA Racing	Audi RS3 LMS	TCR	10	21'36.305	6 Laps		10	1'52.879
RET	8 BABUIN Denis	ITA	Babuin Denis		Audi RS3 LMS	TCR	8	17'50.005	8 Laps		2	1'53.763
RET	12 FERNÁNDEZ Rubén	ESP	Auto Club RC2 Valles	Auto Club RC2 Valles	Audi RS3 LMS	TCR	4	7'45.486	12 Laps		3	1'54.145
RET	70 PARK Junesung	KOR	Solite Indigo Racing	Target Competition	Hyundai Elantra N	TCR	1	2'01.002	15 Laps			

Starting: 28 Classified: 24 Not Classified: 0 Retired: 4 Not Started: 0
 Fastest Lap N. 4 No. 14 Felice Jelmini Time 1'51.911 Avg. 157,915 Km/h

Humidity:	55%	AIR	22°C
Condition:	DRY	Track	23°C

Stewards : Franco Leoni Marco Michelini Nicola Cadei

 Start End
 29/10/2023 10:46 11:20


ACI Racing Weekend Imola, 28-29 Ottobre 2023
TCR Italy - Classifica di Classe Gara 2
Classe TCR DSG

Laps 16 = 78,544 km - Avg 140,850 km/h - Race Time 33'27.520

No.	Driver	Nat	Entrant	Team	Car	Laps	Time	Gap	Rel.	Fastest Lap
1	80 BARBERI Filippo	ITA	Aikoa Racing	Aikoa Racing	Audi RS3 DSG	16	33'27.520		4	1'55.635
2	90 TRENTIN Mauro	ITA	Trentin Mauro		Cupra Leon	16	33'40.207	12.687	12.687	9 1'57.289
3	83 KAÇAN Seda	TUR	Bitci Racing Team AMS	Bitci Racing Team AMS	Audi RS3 DSG	16	34'05.249	37.729	25.042	12 1'59.006
4	97 TAGLIENTE Vito	ITA	Tagliente Vito	Greta Racing Lucania	Volkswagen Golf	16	34'11.048	43.528	5.799	12 1'59.453

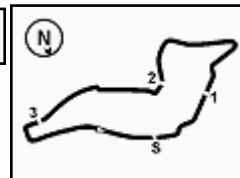
Starting: 4 Classified: 4 Not Classified: 0 Retired: 0 Not Started: 0
 Fastest Lap N. 4 No. 80 Filippo Barberi Time 1'55.635 Avg. 152,829 Km/h

Humidity:	55%	AIR	22°C
Condition:	DRY	Track	23°C

Clerk of the Course : Massimiliano Ghinassi

Race Director : Gianluca Marotta

	Start	End
29/10/2023	10:46	11:20


ACI Racing Weekend Imola, 28-29 Ottobre 2023
TCR Italy - Classifica di Classe Gara 2
Classe TCR

Laps 16 = 78,544 km - Avg 143,816 km/h - Race Time 32'46.113

No.	Driver	Nat	Entrant	Team	Car	Laps	Time	Gap	Rel.	Fastest Lap	
1	18 BUTTI Marco	ITA	Target Competition	Target Competition	Hyundai Elantra N	16	32'46.113		9	1'52.425	
2	1 LANGEVELD Niels	NLD	MM Motorsport	MM Motorsport	Honda Civic FL5 H80	16	32'46.469	0.356	0.356	14	1'52.266
3	72 GIROLAMI Franco	ARG	Aikoa Racing	Aikoa Racing	Audi RS3 LMS	16	32'46.939	0.826	0.470	4	1'52.062
4	14 JELMINI Felice	ITA	Jelmini Felice	PMA Motorsport	Audi RS3 LMS	16	32'47.871	1.758	0.932	4	1'51.911
5	76 COMTE Aurelien	FRA	Comte Aurelien	SP Competition	Cupra Leon Competicion	16	32'48.220	2.107	0.349	9	1'52.209
6	19 FERNÁNDEZ Felipe	ESP	Auto Club RC2 Valles	Auto Club RC2 Valles	Audi RS3 LMS	16	32'55.124	9.011	6.904	14	1'52.269
7	9 PARK Junui	KOR	Solite Indigo Racing	Target Competition	Hyundai Elantra N	16	32'56.003	9.890	0.879	4	1'53.001
8	2 MASSARO Rodolfo	ITA	Target Competition	Target Competition	Hyundai Elantra N	16	32'56.785	10.672	0.782	4	1'53.047
9	44 IMBERTI Michele	ITA	Imberti Michele		Hyundai i30 N	16	32'57.205	11.092	0.420	4	1'52.999
10	67 PELLEGRINI Marco	ITA	Pellegrini Marco	Pinetti Motorsport	Audi RS3 LMS	16	33'01.746	15.633	4.541	13	1'53.208
11	68 BRIGLIADORI Eric	ITA	Aggressive Team Italia	Aggressive Team Italia	Hyundai Elantra N	16	33'02.467	16.354	0.721	4	1'53.084
12	10 PAOLINO Federico	ITA	Paolino Federico		Audi RS3 LMS	16	33'12.101	25.988	9.634	13	1'54.086
13	21 GUIDA Nicola	ITA	Guida Nicola		Audi RS3 LMS	16	33'13.650	27.537	1.549	3	1'54.544
14	24 OLHAGARAY Ernesto	MEX	Auto Club RC2 Valles	Auto Club RC2 Valles	Audi RS3 LMS	16	33'13.920	27.807	0.270	2	1'53.939
15	4 GURRIERI Raffaele	ITA	Gurrieri Raffaele		Cupra Leon	16	33'14.610	28.497	0.690	13	1'54.510
16	48 NATALONI Nello	ITA	Nataloni Nello		Audi RS3 LMS	16	33'24.758	38.645	10.148	11	1'55.260
17	64 LOSONCZY Levente	HUN	Aggressive Team Italia	Aggressive Team Italia	Hyundai Elantra N	16	34'16.081	1'29.968	51.323	4	1'53.306
18	5 POLONI Matteo	ITA	Poloni Matteo		Audi RS3 LMS	14	29'11.929	2 Laps	2 Laps	4	1'52.536
19	56 BRUSA Cesare	ITA	Target Competition	Target Competition	Hyundai Elantra N	13	27'20.247	3 Laps	1 Lap	10	1'53.303
20	41 FERNÁNDEZ Victor	ESP	Auto Club RC2 Valles	Auto Club RC2 Valles	Audi RS3 LMS	11	28'09.588	5 Laps	2 Laps	2	1'54.071
----- Not Classified -----											
RET	3 GHERMANDI Giacomo	ITA	LEMA Racing	LEMA Racing	Audi RS3 LMS	10	21'36.305	6 Laps		10	1'52.879
RET	8 BABUIN Denis	ITA	Babuin Denis		Audi RS3 LMS	8	17'50.005	8 Laps		2	1'53.763
RET	12 FERNÁNDEZ Rubén	ESP	Auto Club RC2 Valles	Auto Club RC2 Valles	Audi RS3 LMS	4	7'45.486	12 Laps		3	1'54.145
RET	70 PARK Junesung	KOR	Solite Indigo Racing	Target Competition	Hyundai Elantra N	1	2'01.002	15 Laps			

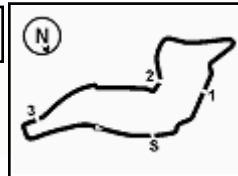
Starting: 24 Classified: 20 Not Classified: 0 Retired: 4 Not Started: 0
 Fastest Lap N. 4 No. 14 Felice Jelmini Time 1'51.911 Avg. 157,915 Km/h

Humidity:	55%	AIR	22°C
Condition:	DRY	Track	23°C

Clerk of the Course : Massimiliano Ghinassi

Race Director : Gianluca Marotta

Start	End
29/10/2023 10:46	11:20



Imola Circuit 4.909 m

ACI Racing Weekend Imola, 28-29 Ottobre 2023

TCR Italy - Classifica Master Gara 2

Laps 16 = 78,544 km - Avg 142,681 km/h - Race Time 33'01.746

No.	Driver	Nat	Entrant	Team	Car	Class	Laps	Time	Gap	Rel.	Fastest Lap
1	67 PELLEGRINI Marco	ITA	Pellegrini Marco	Pinetti Motorsport	Audi RS3 LMS	TCR	16	33'01.746		13	1'53.208
2	21 GUIDA Nicola	ITA	Guida Nicola		Audi RS3 LMS	TCR	16	33'13.650	11.904	11.904	3 1'54.544
3	24 OLHAGARAY Ernesto	MEX	Auto Club RC2 Valles	Auto Club RC2 Valles	Audi RS3 LMS	TCR	16	33'13.920	12.174	0.270	2 1'53.939
4	4 GURRIERI Raffaele	ITA	Gurrieri Raffaele		Cupra Leon	TCR	16	33'14.610	12.864	0.690	13 1'54.510
5	41 FERNÁNDEZ Victor	ESP	Auto Club RC2 Valles	Auto Club RC2 Valles	Audi RS3 LMS	TCR	11	28'09.588	5 Laps	5 Laps	2 1'54.071
----- Not Classified -----											
RET	8 BABUIN Denis	ITA	Babuin Denis		Audi RS3 LMS	TCR	8	17'50.005	8 Laps		2 1'53.763
RET	12 FERNÁNDEZ Rubén	ESP	Auto Club RC2 Valles	Auto Club RC2 Valles	Audi RS3 LMS	TCR	4	7'45.486	12 Laps		3 1'54.145

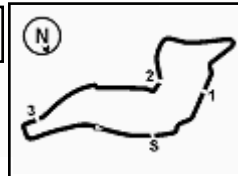
Starting: 7 Classified: 5 Not Classified: 0 Retired: 2 Not Started: 0
 Fastest Lap N. 13 No. 67 Marco Pellegrini Time 1'53.208 Avg. 156,106 Km/h

Humidity:	55%	AIR	22°C
Condition:	DRY	Track	23°C

Clerk of the Course : Massimiliano Ghinassi

Race Director : Gianluca Marotta

	Start	End
29/10/2023	10:46	11:20



Imola Circuit 4.909 m

ACI Racing Weekend Imola, 28-29 Ottobre 2023

TCR Italy - Classifica Under Gara 2

Laps 16 = 78,544 km - Avg 143,816 km/h - Race Time 32'46.113

No.	Driver	Nat	Entrant	Team	Car	Class	Laps	Time	Gap	Rel.	Fastest Lap
1	18 BUTTI Marco	ITA	Target Competition	Target Competition	Hyundai Elantra N	TCR	16	32'46.113		9	1'52.425
2	9 PARK Junui	KOR	Solite Indigo Racing	Target Competition	Hyundai Elantra N	TCR	16	32'56.003	9.890	9.890	4 1'53.001
3	68 BRIGLIADORI Eric	ITA	Aggressive Team Italia	Aggressive Team Italia	Hyundai Elantra N	TCR	16	33'02.467	16.354	6.464	4 1'53.084
4	64 LOSONCZY Levente	HUN	Aggressive Team Italia	Aggressive Team Italia	Hyundai Elantra N	TCR	16	34'16.081	1'29.968	1'13.614	4 1'53.306

Starting: 4 Classified: 4 Not Classified: 0 Retired: 0 Not Started: 0

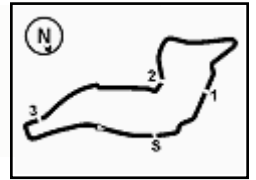
Fastest Lap N. 9 No. 18 Marco Butti Time 1'52.425 Avg. 157,193 Km/h

Humidity:	55%	AIR	22°C
Condition:	DRY	Track	23°C

Clerk of the Course : Massimiliano Ghinassi

Race Director : Gianluca Marotta

	Start	End
29/10/2023	10:46	11:20



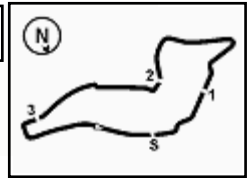
Imola Circuit 4.909 m

ACI Racing Weekend Imola, 28-29 Ottobre 2023
TCR Italy - Contagiri Gara 2

	Lap															
	1	2	3	4	5	6	7	8	9	10	11	12	13	14	15	16
1	76	76	18	18	18	18	18	18	18	18	18	18	18	18	18	18
2	18	18	76	76	76	76	76	76	76	76	76	76	1	1	1	1
3	9	1	1	1	1	1	1	1	1	1	1	1	72	72	72	72
4	1	72	72	72	72	72	72	72	72	72	72	72	14	14	14	14
5	14	9	14	14	14	14	14	14	14	14	14	14	76	76	76	76
6	72	5	5	5	5	5	5	2	2	2	2	2	2	2	19	19
7	5	14	2	2	2	2	2	44	44	44	44	9	9	9	9	9
8	2	2	44	44	44	44	44	9	9	9	9	44	44	19	2	2
9	44	44	9	9	9	9	9	68	68	3	64	19	19	44	44	44
10	70	8	8	68	68	68	68	3	64	64	19	64	64	5	67	67
11	8	68	68	64	64	64	64	3	19	5	5	5	5	67	68	68
12	68	64	64	8	19	19	19	19	5	67	67	67	68	10	10	10
13	64	12	12	12	8	8	8	5	5	67	56	56	56	10	21	21
14	12	19	19	19	3	3	3	8	67	56	68	68	68	21	24	24
15	19	56	3	3	56	56	56	67	56	68	10	10	10	24	4	4
16	3	3	56	56	67	67	67	56	41	21	21	21	21	4	48	48
17	56	67	41	67	41	41	41	41	21	10	24	24	24	48	80	80
18	67	41	67	24	24	24	24	21	10	24	4	4	4	80	90	90
19	41	24	24	41	21	21	21	24	24	4	48	48	48	90	83	83
20	24	21	21	21	10	10	10	10	4	48	80	80	80	83	97	97
21	4	4	10	10	4	4	4	4	48	80	90	90	90	97	64	64
22	21	10	4	4	80	80	80	48	80	90	83	83	83	64		
23	10	80	80	80	48	48	48	80	90	83	97	97				
24	80	48	48	48	90	90	90	90	83	97	41					
25	90	90	90	90	97	97	97	83	97	41						
26	48	97	97	97	83	83	83	97								
27	97	83	83	83												
28	83															

Final Result		
1	18 BUTTI M.	Laps 16
2	1 LANGEVELD N.	0.356
3	72 GIROLAMI F.	0.826
4	14 JELMINI F.	1.758
5	76 COMTE A.	2.107
6	19 FERNÁNDEZ F.	9.011
7	9 PARK J.	9.890
8	2 MASSARO R.	10.672
9	44 IMBERTI M.	11.092
10	67 PELLEGRINI M.	15.633
11	68 BRIGLIADORI E.	16.354
12	10 PAOLINO F.	25.988
13	21 GUIDA N.	27.537
14	24 OLHAGARAY E.	27.807
15	4 GURRIERI R.	28.497
16	48 NATALONI N.	38.645
17	80 BARBERI F.	41.407
18	90 TRENTIN M.	54.094
19	83 KAÇAN S.	1'19.136
20	97 TAGLIENTE V.	1'24.935
21	64 LOSONCZY L.	1'29.968
22	5 POLONI M.	2 Laps
23	56 BRUSA C.	3 Laps
24	41 FERNÁNDEZ V.	5 Laps
RET	3 GHERMANDI G.	6 Laps
RET	8 BABUIN D.	8 Laps
RET	12 FERNÁNDEZ R.	12 Laps
RET	70 PARK J.	15 Laps





ACI Racing Weekend Imola, 28-29 Ottobre 2023

TCR Italy - Best Sectors & Speed Gara 2

RESULTS

			Laps
1	18 BUTTI Marco	Hvundai Elantra N	16
2	1 LANGEVELD Niels	Honda Civic FL5 H80	0.356
3	72 GIROLAMI Franco	Audi RS3 LMS	0.826
4	14 JELMINI Felice	Audi RS3 LMS	1.758
5	76 COMTE Aurelien	Cupra Leon Competicion	2.107
6	19 FERNÁNDEZ Felipe	Audi RS3 LMS	9.011
7	9 PARK Junui	Hvundai Elantra N	9.890
8	2 MASSARO Rodolfo	Hvundai Elantra N	10.672
9	44 IMBERTI Michele	Hvundai i30 N	11.092
10	67 PELLEGRINI Marco	Audi RS3 LMS	15.633
11	68 BRIGLIADORI Eric	Hvundai Elantra N	16.354
12	10 PAOLINO Federico	Audi RS3 LMS	25.988
13	21 GUIDA Nicola	Audi RS3 LMS	27.537
14	24 OLHAGARAY Ernesto	Audi RS3 LMS	27.807
15	4 GURRIERI Raffaele	Cupra Leon	28.497
16	48 NATALONI Nello	Audi RS3 LMS	38.645
17	80 BARBERI Filippo	Audi RS3 DSG	41.407
18	90 TRENTIN Mauro	Cupra Leon	54.094
19	83 KAÇAN Seda	Audi RS3 DSG	1'19.136
20	97 TAGLIENTE Vito	Volkswagen Golf	1'24.935
21	64 LOSONCZY Levente	Hvundai Elantra N	1'29.968
22	5 POLONI Matteo	Audi RS3 LMS	2 Laps
23	56 BRUSA Cesare	Hvundai Elantra N	3 Laps
24	41 FERNÁNDEZ Victor	Audi RS3 LMS	5 Laps
RET	3 GHERMANDI Giacomo	Audi RS3 LMS	6 Laps
RET	8 BABUIN Denis	Audi RS3 LMS	8 Laps
RET	12 FERNÁNDEZ Rubén	Audi RS3 LMS	12 Laps
RET	70 PARK Junesung	Hvundai Elantra N	15 Laps

SPEED

1	1 LANGEVELD Niels	Honda Civic FL5 H80	253,5
2	12 FERNÁNDEZ Rubén	Audi RS3 LMS	249,4
3	41 FERNÁNDEZ Victor	Audi RS3 LMS	248,8
4	3 GHERMANDI Giacomo	Audi RS3 LMS	248,8
5	19 FERNÁNDEZ Felipe	Audi RS3 LMS	248,8
6	67 PELLEGRINI Marco	Audi RS3 LMS	248,8
7	68 BRIGLIADORI Eric	Hyundai Elantra N	247,7
8	9 PARK Junui	Hyundai Elantra N	247,7
9	72 GIROLAMI Franco	Audi RS3 LMS	247,1
10	2 MASSARO Rodolfo	Hyundai Elantra N	247,1
11	5 POLONI Matteo	Audi RS3 LMS	247,1
12	21 GUIDA Nicola	Audi RS3 LMS	247,1
13	14 JELMINI Felice	Audi RS3 LMS	246,6
14	64 LOSONCZY Levente	Hyundai Elantra N	246,0
15	56 BRUSA Cesare	Hyundai Elantra N	246,0
16	10 PAOLINO Federico	Audi RS3 LMS	246,0
17	24 OLHAGARAY Ernesto	Audi RS3 LMS	246,0
18	8 BABUIN Denis	Audi RS3 LMS	244,3
19	4 GURRIERI Raffaele	Cupra Leon	243,2
20	48 NATALONI Nello	Audi RS3 LMS	242,7
21	44 IMBERTI Michele	Hyundai i30 N	242,2
22	80 BARBERI Filippo	Audi RS3 DSG	241,6
23	76 COMTE Aurelien	Cupra Leon Competicion	241,1
24	18 BUTTI Marco	Hyundai Elantra N	240,5
25	70 PARK Junesung	Hyundai Elantra N	237,9
26	90 TRENTIN Mauro	Cupra Leon	235,8
27	83 KAÇAN Seda	Audi RS3 DSG	234,8
28	97 TAGLIENTE Vito	Volkswagen Golf	229,3

SEG. 1

1	14 JELMINI Felice	23.279
2	19 FERNÁNDEZ Felipe	23.297
3	1 LANGEVELD Niels	23.302
4	72 GIROLAMI Franco	23.306
5	56 BRUSA Cesare	23.330
6	41 FERNÁNDEZ Victor	23.356
7	5 POLONI Matteo	23.361
8	67 PELLEGRINI Marco	23.364
9	9 PARK Junui	23.372
10	3 GHERMANDI Giacomo	23.391
11	76 COMTE Aurelien	23.396
12	64 LOSONCZY Levente	23.398
13	2 MASSARO Rodolfo	23.438
14	70 PARK Junesung	23.537
15	12 FERNÁNDEZ Rubén	23.541
16	44 IMBERTI Michele	23.570
17	68 BRIGLIADORI Eric	23.575
18	18 BUTTI Marco	23.628
19	21 GUIDA Nicola	23.735
20	24 OLHAGARAY Ernesto	23.795
21	8 BABUIN Denis	23.809
22	80 BARBERI Filippo	23.814
23	10 PAOLINO Federico	23.819
24	4 GURRIERI Raffaele	23.849
25	48 NATALONI Nello	23.934
26	90 TRENTIN Mauro	24.464
27	83 KAÇAN Seda	24.692
28	97 TAGLIENTE Vito	25.161

SEG. 2

1	1 LANGEVELD Niels	36.669
2	18 BUTTI Marco	36.711
3	14 JELMINI Felice	36.736
4	72 GIROLAMI Franco	36.831
5	76 COMTE Aurelien	36.840
6	9 PARK Junui	36.858
7	19 FERNÁNDEZ Felipe	36.874
8	44 IMBERTI Michele	37.000
9	68 BRIGLIADORI Eric	37.023
10	70 PARK Junesung	37.055
11	5 POLONI Matteo	37.106
12	2 MASSARO Rodolfo	37.139
13	56 BRUSA Cesare	37.141
14	64 LOSONCZY Levente	37.169
15	24 OLHAGARAY Ernesto	37.184
16	67 PELLEGRINI Marco	37.185
17	3 GHERMANDI Giacomo	37.197
18	8 BABUIN Denis	37.266
19	41 FERNÁNDEZ Victor	37.394
20	12 FERNÁNDEZ Rubén	37.432
21	4 GURRIERI Raffaele	37.673
22	21 GUIDA Nicola	37.737
23	48 NATALONI Nello	37.754
24	10 PAOLINO Federico	37.801
25	80 BARBERI Filippo	37.972
26	90 TRENTIN Mauro	38.499
27	97 TAGLIENTE Vito	38.986
28	83 KAÇAN Seda	39.061

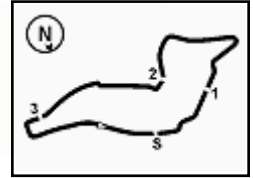
SEG. 3

1	76 COMTE Aurelien	31.535
2	18 BUTTI Marco	31.618
3	19 FERNÁNDEZ Felipe	31.627
4	72 GIROLAMI Franco	31.663
5	1 LANGEVELD Niels	31.703
6	14 JELMINI Felice	31.720
7	64 LOSONCZY Levente	31.739
8	9 PARK Junui	31.865
9	41 FERNÁNDEZ Victor	31.885
10	3 GHERMANDI Giacomo	31.907
11	68 BRIGLIADORI Eric	31.924
12	44 IMBERTI Michele	31.949
13	5 POLONI Matteo	31.950
14	2 MASSARO Rodolfo	31.970
15	10 PAOLINO Federico	32.012
16	56 BRUSA Cesare	32.125
17	67 PELLEGRINI Marco	32.149
18	8 BABUIN Denis	32.152
19	21 GUIDA Nicola	32.179
20	12 FERNÁNDEZ Rubén	32.186
21	24 OLHAGARAY Ernesto	32.383
22	4 GURRIERI Raffaele	32.429
23	70 PARK Junesung	32.648
24	48 NATALONI Nello	32.798
25	80 BARBERI Filippo	33.036
26	90 TRENTIN Mauro	33.119
27	97 TAGLIENTE Vito	33.586
28	83 KAÇAN Seda	33.948

SEG. 4

1	72 GIROLAMI Franco	19.948
2	14 JELMINI Felice	19.974
3	19 FERNÁNDEZ Felipe	20.005
4	1 LANGEVELD Niels	20.013
5	64 LOSONCZY Levente	20.031
6	67 PELLEGRINI Marco	20.033
7	56 BRUSA Cesare	20.066
8	5 POLONI Matteo	20.089
9	3 GHERMANDI Giacomo	20.097
10	2 MASSARO Rodolfo	20.110
11	76 COMTE Aurelien	20.141
12	68 BRIGLIADORI Eric	20.156
13	12 FERNÁNDEZ Rubén	20.165
14	44 IMBERTI Michele	20.166
15	9 PARK Junui	20.203
16	18 BUTTI Marco	20.224
17	10 PAOLINO Federico	20.250
18	21 GUIDA Nicola	20.271
19	8 BABUIN Denis	20.279
20	70 PARK Junesung	20.281
21	4 GURRIERI Raffaele	20.284
22	48 NATALONI Nello	20.298
23	24 OLHAGARAY Ernesto	20.305
24	41 FERNÁNDEZ Victor	20.305
25	80 BARBERI Filippo	20.445
26	90 TRENTIN Mauro	20.797
27	83 KAÇAN Seda	20.874
28	97 TAGLIENTE Vito	20.957





Imola Circuit 4.909 m

ACI Racing Weekend Imola, 28-29 Ottobre 2023

TCR Italy - Analisi Tempi Gara 2

Start at 10:46'05.254

1 / 4

1 N. LANGEVELD (1'52.266)							
Lap	Seg.1	Seg.2	Seg.3	Seg.4	Lap Time	km/h	Local Time
1		37.576	32.057	20.096	1'57.761	159,1	10:48'03.015
2	23.937	38.052	32.311	20.534	1'54.834	247,7	10:49'57.849
3	23.525	37.165	32.012	20.032	1'52.734	251,7	10:51'50.583
4	23.302	37.016	32.014	20.052	1'52.384	252,9	10:53'42.967
5	23.335	37.159	39.968	34.444	2'14.906	253,5	10:55'57.873
6	48.580	1'06.667	53.187	33.972	3'22.406	80,2	10:59'20.279
7	33.749	48.941	49.076	23.633	2'35.399	173,9	11:01'55.678
8	24.537	37.564	31.826	20.013	1'53.940	244,3	11:03'49.618
9	23.606	36.872	31.703	20.127	1'52.308	247,7	11:05'41.926
10	23.457	37.033	31.832	20.140	1'52.462	249,4	11:07'34.388
11	23.794	37.109	31.750	20.274	1'52.927	229,8	11:09'27.315
12	23.595	36.929	32.013	20.141	1'52.678	238,4	11:11'19.993
13	23.913	37.316	31.964	20.117	1'53.310	242,7	11:13'13.303
14	23.685	36.669	31.810	20.102	1'52.266	249,4	11:15'05.569
15	23.410	37.787	32.164	20.222	1'53.583	246,6	11:16'59.152
16	23.396	37.182	31.788	20.205	1'52.571	248,8	11:18'51.723
					Race Time	32'46.469	

11	24.015	37.962	32.775	20.403	1'55.155	241,6	11:09'45.549
12	23.849	37.793	32.711	20.572	1'54.925	243,2	11:11'40.474
13	23.907	37.673	32.537	20.393	1'54.510	243,2	11:13'34.984
14	23.897	37.735	33.037	20.403	1'55.072	243,2	11:15'30.056
15	23.967	37.850	32.429	20.656	1'54.902	242,2	11:17'24.958
16	23.866	37.735	32.808	20.497	1'54.906	242,7	11:19'19.864
					Race Time	33'14.610	

2 R. MASSARO (1'53.047)							
Lap	Seg.1	Seg.2	Seg.3	Seg.4	Lap Time	km/h	Local Time
1		37.636	32.472	20.169	1'59.852	174,5	10:48'05.106
2	23.533	37.336	32.979	20.489	1'54.337	244,9	10:49'59.443
3	23.823	38.411	32.407	20.247	1'54.888	244,9	10:51'54.331
4	23.456	37.180	32.269	20.142	1'53.047	247,1	10:53'47.378
5	23.438	37.139	38.403	33.906	2'12.886	243,8	10:56'00.264
6	50.344	1'05.578	54.255	33.236	3'23.413	78,8	10:59'23.677
7	33.888	48.369	47.699	23.457	2'33.413	162,2	11:01'57.090
8	24.358	37.849	31.970	20.169	1'54.346	242,7	11:03'51.436
9	23.613	37.154	32.142	20.203	1'53.112	243,2	11:05'44.548
10	23.621	37.253	32.168	20.154	1'53.196	242,7	11:07'37.744
11	23.776	37.311	32.146	20.110	1'53.343	240,5	11:09'31.087
12	23.658	37.254	32.472	20.588	1'53.972	240,0	11:11'25.059
13	23.691	37.832	32.240	20.230	1'53.993	240,5	11:13'19.052
14	23.686	37.486	32.319	20.358	1'53.849	241,1	11:15'12.901
15	24.517	38.070	32.479	20.492	1'55.558	240,5	11:17'08.459
16	23.569	37.394	32.221	20.396	1'53.580	238,4	11:19'02.039
					Race Time	32'56.785	

5 M. POLONI (1'52.536)							
Lap	Seg.1	Seg.2	Seg.3	Seg.4	Lap Time	km/h	Local Time
1		38.031	32.375	20.150	1'59.537	175,6	10:48'04.791
2	23.518	37.488	32.781	20.544	1'54.331	244,9	10:49'59.122
3	23.838	38.381	32.441	20.256	1'54.916	238,4	10:51'54.038
4	23.361	37.106	31.950	20.119	1'52.536	245,5	10:53'46.574
5	23.402	37.233	38.588	34.008	2'13.231	247,1	10:55'59.805
6	50.005	1'05.839	53.929	33.430	3'23.203	76,6	10:59'23.008
7	34.150	48.264	47.821	23.357	2'33.592	174,5	11:01'56.600
8	27.471	37.986	32.254	20.408	1'58.119	241,6	11:03'54.719
9	24.924	37.632	32.353	20.618	1'55.527	237,4	11:05'50.246
10	23.607	37.234	32.025	20.089	1'52.955	245,5	11:07'43.201
11	23.611	37.882	32.092	20.195	1'53.780	244,3	11:09'36.981
12	23.683	37.604	32.026	20.209	1'53.522	246,0	11:11'30.503
13	23.492	37.300	32.212	20.161	1'53.165	244,9	11:13'23.668
14	23.692	37.472	32.036	20.315	1'53.515	241,1	11:15'17.183
					Race Time	29'11.929	

3 G. GHERMANDI (1'52.879)							
Lap	Seg.1	Seg.2	Seg.3	Seg.4	Lap Time	km/h	Local Time
1		38.511	32.561	20.457	2'03.301	186,9	10:48'08.555
2	23.861	37.366	32.324	21.234	1'54.785	245,5	10:50'03.340
3	23.786	38.049	31.907	20.183	1'53.925	243,2	10:51'57.265
4	23.391	38.674	32.509	20.097	1'54.671	248,8	10:53'51.936
5	24.615	37.835	39.305	32.248	2'14.003	247,7	10:56'05.939
6	51.326	1'05.115	52.601	38.113	3'27.155	71,6	10:59'33.094
7	34.068	45.413	43.753	23.200	2'26.434	132,7	11:01'59.528
8	23.763	37.814	32.416	20.548	1'54.541	246,0	11:03'54.069
9	25.341	37.233	31.924	20.113	1'54.611	238,4	11:05'48.680
10	23.407	37.197	32.022	20.253	1'52.879	247,7	11:07'41.559
					Race Time	21'36.305	

8 D. BABUIN (1'53.763)							
Lap	Seg.1	Seg.2	Seg.3	Seg.4	Lap Time	km/h	Local Time
1		38.063	32.552	20.328	2'01.356	177,3	10:48'06.610
2	23.809	37.266	32.409	20.279	1'53.763	244,3	10:50'00.373
3	24.068	38.025	32.649	20.507	1'55.249	239,5	10:51'55.622
4	24.250	38.202	32.152	20.308	1'54.912	244,3	10:53'50.534
5	24.428	37.629	39.258	33.222	2'14.537	227,4	10:56'05.071
6	51.103	1'05.274	52.930	36.584	3'25.891	73,5	10:59'30.962
7	33.754	46.674	44.594	23.458	2'28.480	163,4	11:01'59.442
8	24.582	37.700	32.886	20.649	1'55.817	227,4	11:03'55.259
					Race Time	17'50.005	

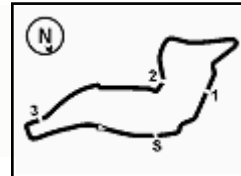
4 R. GURRIERI (1'54.510)							
Lap	Seg.1	Seg.2	Seg.3	Seg.4	Lap Time	km/h	Local Time
1		40.534	32.760	20.632	2'06.512	186,2	10:48'11.766
2	25.308	38.041	33.457	20.675	1'57.481	240,5	10:50'09.247
3	24.860	38.534	32.847	20.284	1'56.525	242,2	10:52'05.772
4	23.941	38.048	32.899	20.564	1'55.452	242,2	10:54'01.224
5	23.979	38.771	42.145	26.260	2'11.155	239,5	10:56'12.379
6	53.339	1'05.749	52.546	36.598	3'28.232	72,6	10:59'40.611
7	37.074	42.886	39.251	21.670	2'20.881	128,4	11:02'01.492
8	25.554	38.408	32.649	20.466	1'57.077	228,3	11:03'58.569
9	24.211	38.934	32.667	20.546	1'56.358	243,2	11:05'54.927
10	24.037	38.070	32.795	20.565	1'55.467	240,5	11:07'50.394

9 J. PARK (1'53.001)							
Lap	Seg.1	Seg.2	Seg.3	Seg.4	Lap Time	km/h	Local Time
1		37.295	31.934	20.250	1'57.412	169,3	10:48'02.666
2	24.470	37.969	32.710	21.249	1'56.398	238,4	10:49'59.064
3	24.736	38.422	32.574	20.225	1'55.957	226,9	10:51'55.021
4	23.591	37.063	32.030	20.317	1'53.001	244,3	10:53'48.022
5	23.765	36.858	40.026	33.341	2'13.990	244,9	10:56'02.012
6	50.407	1'06.047	53.440	34.873	3'24.767	73,7	10:59'26.779
7	33.361	47.492	46.757	23.168	2'30.778	156,1	11:01'57.557
8	24.257	38.264	31.865	20.385	1'54.771	244,9	11:03'52.328
9	23.485	37.296	31.881	20.363	1'53.025	247,7	11:05'45.353
10	23.631	37.048	32.197	20.299	1'53.175	246,0	11:07'38.528
11	23.527	37.308	32.472	20.203	1'53.510	244,3	11:09'32.038
12	23.372	37.299	32.109	20.651	1'53.431	241,6	11:11'25.469
13	23.519	37.960	32.203	20.278	1'53.960	242,7	11:13'19.429
14	23.660	37.508	32.165	20.413	1'53.746	242,7	11:15'13.175
15	24.131	37.747	32.638	20.539	1'55.055	242,2	11:17'08.230
16	23.508	37.082	31.963	20.474	1'53.027	241,1	11:19'01.257
					Race Time	32'56.003	

29/10/2023 P = Pits In/Out - C = Lap Time Cancelled

10 F. PAOLINO (1'54.086)							
Lap	Seg.1	Seg.2	Seg.3	Seg.4	Lap Time	km/h	Local Time
1		39.422	33.436	20.661	2'07.585	174,5	10:48'12.839
2	24.746	38.452	32.817	20.591	1'56.606	244,9	10:50'09.445
3	24.129	37.807	32.265	20.345	1'54.546	245,5	10:52'03.991
4	23.827	37.816	32.474	20.413	1'54.530	246,0	10:53'58.521
5	23.985	39.001	42.854	26.436	2'12.276	244,3	10:56'10.797
6	53.153	1'04.813	53.691	36.017	3'27.674	63,6	10:59'38.471





Imola Circuit 4.909 m

ACI Racing Weekend Imola, 28-29 Ottobre 2023
TCR Italy - Analisi Tempi Gara 2

Start at 10:46'05.254

2 / 4

7	35.835	44.690	40.075	22.092	2'22.692	111,9	11:02'01.163	6	50.845	1'05.711	53.041	36.016	3'25.613	76,9	10:59'29.765
8	25.361	38.079	32.807	20.384	1'56.631	231,8	11:03'57.794	7	33.105	46.796	45.745	23.216	2'28.862	178,2	11:01'58.627
9	24.523	38.848	32.249	20.274	1'55.894	244,9	11:05'53.688	8	23.867	38.127	32.305	21.424	1'55.723	243,8	11:03'54.350
10	23.846	38.070	32.347	20.369	1'54.632	246,0	11:07'48.320	9	25.694	37.522	31.888	20.203	1'55.307	230,3	11:05'49.657
11	24.260	37.895	32.236	20.319	1'54.710	246,0	11:09'43.030	10	23.297	36.902	32.128	20.116	1'52.443	248,8	11:07'42.100
12	23.860	38.099	32.548	20.267	1'54.774	243,8	11:11'37.804	11	23.828	37.821	31.804	20.161	1'53.614	220,9	11:09'35.714
13	23.927	37.897	32.012	20.250	1'54.086	241,6	11:13'31.890	12	23.948	36.893	31.653	20.005	1'52.499	240,5	11:11'28.213
14	23.819	37.919	33.082	20.445	1'55.265	242,2	11:15'27.155	13	23.414	37.560	32.434	20.152	1'53.560	237,4	11:13'21.773
15	23.979	37.801	32.644	20.332	1'54.756	242,7	11:17'21.911	14	23.576	36.874	31.627	20.192	1'52.269	245,5	11:15'14.042
16	24.065	38.131	32.779	20.469	1'55.444	241,6	11:19'17.355	15	23.406	37.750	32.283	20.252	1'53.691	244,3	11:17'07.733
							Race Time 33'12.101	16	23.445	37.020	31.896	20.284	1'52.645	242,2	11:19'00.378

Race Time 32'55.124

12 R. FERNÁNDEZ (1'54.145)

Lap	Seg.1	Seg.2	Seg.3	Seg.4	Lap Time	km/h	Local Time
1		38.032	32.700	20.258	2'02.402	174,8	10:48'07.656
2	23.696	37.432	32.545	20.787	1'54.460	248,3	10:50'02.116
3	23.541	38.072	32.194	20.338	1'54.145	246,0	10:51'56.261
4	23.981	38.147	32.186	20.165	1'54.479	235,8	10:53'50.740

Race Time 7'45.486

21 N. GUIDA (1'54.544)

Lap	Seg.1	Seg.2	Seg.3	Seg.4	Lap Time	km/h	Local Time
1		39.646	32.608	20.353	2'06.866	196,4	10:48'12.120
2	25.349	37.917	32.762	20.283	1'56.311	246,0	10:50'08.431
3	23.735	38.045	32.403	20.361	1'54.544	244,9	10:52'02.975
4	23.853	38.002	32.803	20.367	1'55.025	245,5	10:53'58.000
5	24.013	38.297	41.244	28.155	2'11.709	244,3	10:56'09.709
6	35.145	1'05.245	53.318	36.030	3'27.738	62,1	10:59'37.447
7	35.146	44.642	41.426	22.247	2'23.461	121,9	11:02'00.908
8	24.745	38.104	32.656	20.390	1'55.895	241,6	11:03'56.803
9	25.004	38.595	32.179	20.271	1'56.049	243,8	11:05'52.852
10	24.241	38.038	32.249	20.511	1'55.039	247,1	11:07'47.891
11	24.735	38.801	32.515	20.478	1'56.529	243,8	11:09'44.420
12	24.112	38.086	32.433	20.365	1'54.996	243,2	11:11'39.416
13	23.842	37.737	32.453	20.520	1'54.552	244,9	11:13'33.968
14	23.980	37.871	32.594	20.510	1'54.955	246,0	11:15'28.923
15	23.805	37.918	32.699	20.402	1'54.824	243,8	11:17'23.747
16	23.803	38.063	32.689	20.602	1'55.157	242,7	11:19'18.904

Race Time 33'13.650

24 E. OLHAGARAY (1'53.939)

Lap	Seg.1	Seg.2	Seg.3	Seg.4	Lap Time	km/h	Local Time
1		38.571	32.831	20.340	2'05.340	183,7	10:48'10.594
2	23.879	37.352	32.403	20.305	1'53.939	242,7	10:50'04.533
3	23.821	38.175	32.763	20.442	1'55.201	246,0	10:51'59.734
4	23.828	37.184	33.041	20.511	1'54.564	245,5	10:53'54.298
5	24.221	37.594	41.780	30.869	2'14.464	240,0	10:56'08.762
6	51.880	1'06.343	53.158	36.301	3'27.682	64,2	10:59'36.444
7	35.486	43.480	42.789	22.550	2'24.305	131,5	11:02'00.749
8	25.405	37.927	32.880	20.425	1'56.637	239,5	11:03'57.386
9	24.536	39.440	32.604	20.548	1'57.128	244,9	11:05'54.514
10	23.873	37.493	32.816	20.473	1'54.655	243,8	11:07'49.169
11	24.005	38.371	32.699	20.611	1'55.686	243,8	11:09'44.855
12	24.026	37.883	32.764	20.483	1'55.156	243,8	11:11'40.011
13	23.795	37.674	32.537	20.496	1'54.502	243,2	11:13'34.513
14	23.829	37.722	32.686	20.541	1'54.778	242,7	11:15'29.291
15	24.102	37.856	32.383	20.487	1'54.828	244,3	11:17'24.119
16	24.071	37.663	32.866	20.455	1'55.055	246,0	11:19'19.174

Race Time 33'13.920

41 V. FERNÁNDEZ (1'54.071)

Lap	Seg.1	Seg.2	Seg.3	Seg.4	Lap Time	km/h	Local Time
1		39.128	32.541	20.344	2'04.571	180,3	10:48'09.825
2	23.797	37.394	32.517	20.363	1'54.071	246,6	10:50'03.896
3	23.950	37.929	32.078	20.305	1'54.262	248,8	10:51'58.158
4	23.356	38.039	33.731	21.050	1'56.176	248,8	10:53'54.334
5	23.996	37.454	41.212	31.047	2'13.709	236,8	10:56'08.043
6	51.621	1'06.482	53.238	36.513	3'27.854	67,6	10:59'35.897
7	35.359	43.346	42.930	22.836	2'24.471	130,8	11:02'00.368
8	24.838	37.855	32.519	20.422	1'55.634	231,8	11:03'56.002
9	24.286	39.374	31.885	20.306	1'55.851	242,7	11:05'51.853
10	4'54.176	39.973	33.186	20.475	6'27.810	248,8	11:12'19.663
11	23.965	37.732	32.641	20.841	1'55.179	241,6	11:14'14.842

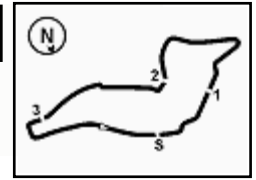
19 F. FERNÁNDEZ (1'52.269)

Lap	Seg.1	Seg.2	Seg.3	Seg.4	Lap Time	km/h	Local Time
1		38.166	32.813	20.358	2'03.002	179,1	10:48'08.256
2	23.497	37.387	32.576	20.895	1'54.355	243,8	10:50'02.611
3	23.513	37.910	32.463	20.256	1'54.142	247,1	10:51'56.753
4	23.653	38.379	31.995	20.096	1'54.123	244,3	10:53'50.876
5	23.718	37.013	39.225	33.320	2'13.276	246,6	10:56'04.152

29/10/2023

P = Pits In/Out - C = Lap Time Cancelled





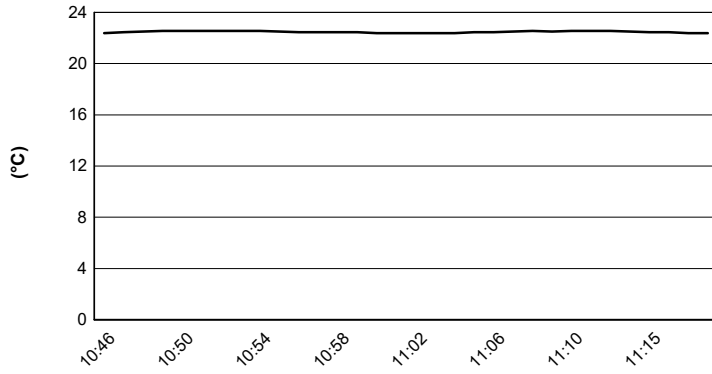
Imola Circuit 4.909 m

ACI Racing Weekend Imola, 28-29 Ottobre 2023

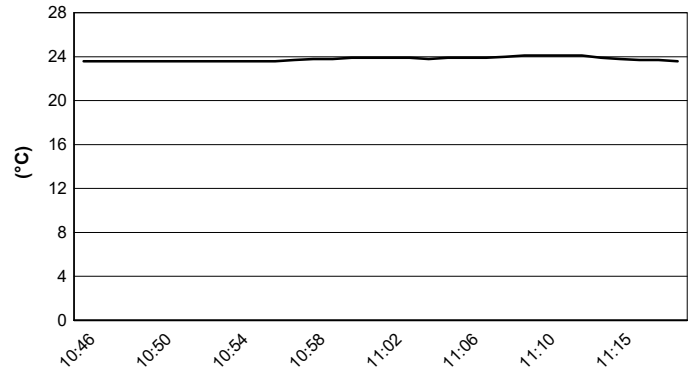
TCR Italy - Meteo Gara 2

Session started 10:46 - Session ended 11:20

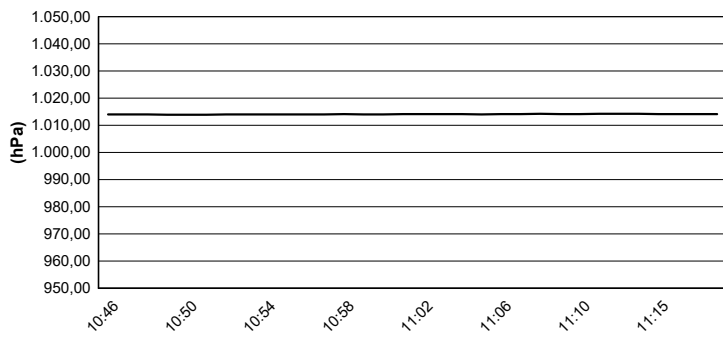
Air Temperature



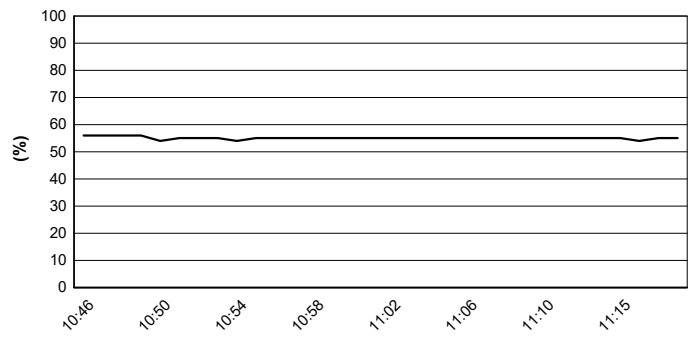
Track Temperature



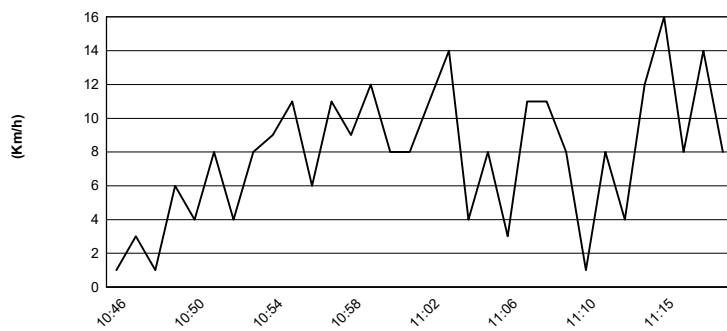
Air Pressure



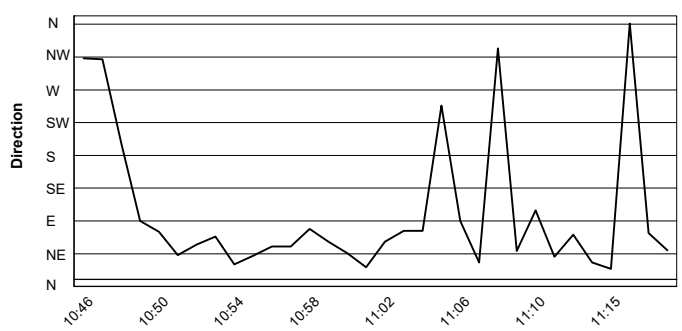
Humidity



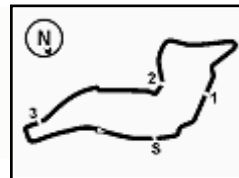
Wind Speed



Wind Direction



29/10/2023



ACI Racing Weekend Imola, 28-29 Ottobre 2023

TCR Italy - Griglia Gara 2 (Duration: 30' +1 Lap)

83	KAÇAN S. Bitci Racing Team AMS	Audi 2'00.244	97	TAGLIENTE V. Greta Racing Lucania	Volkswagen 1'59.398	14
21	GUIDA N.	Audi 1'58.959	90	TRENTIN M.	Cupra 1'57.758	13
48	NATALONI N.	Audi 1'57.383	80	BARBERI F. Aikoa Racing	Audi 1'55.726	12
10	PAOLINO F.	Audi 1'55.389	24	OLHAGARAY E. Auto Club RC2 Valles	Audi 1'54.510	11
41	FERNÁNDEZ V. Auto Club RC2 Valles	Audi 1'53.784	4	GURRIERI R.	Cupra 1'53.646	10
56	BRUSA C. Target Competition	Hyundai 1'53.443	3	GHERMANDI G. LEMA Racing	Audi 1'53.094	9
67	PELLEGRINI M. Pinetti Motorsport	Audi 1'52.860	64	LOSONCZY L. Aggressive Team Italia	Hyundai 1'52.607	8
12	FERNÁNDEZ R. Auto Club RC2 Valles	Audi 1'52.429	8	BABUIN D.	Audi 1'52.375	7
19	FERNÁNDEZ F. Auto Club RC2 Valles	Audi 1'52.349	68	BRIGLIADORI E. Aggressive Team Italia	Hyundai 1'52.339	6
70	PARK J. Target Competition	Hyundai 1'52.166	44	IMBERTI M.	Hyundai 1'52.132	5
2	MASSARO R. Target Competition	Hyundai 1'51.775	5	POLONI M.	Audi 1'50.800	4
72	GIROLAMI F. Aikoa Racing	Audi 1'50.981	1	LANGEVELD N. MM Motorsport	Honda 1'50.986	3
9	PARK J. Target Competition	Hyundai 1'51.059	18	BUTTI M. Target Competition	Hyundai 1'51.098	2
14	JELMINI F. PMA Motorsport	Audi 1'51.181	76	COMTE A. SP Competition	Cupra 1'51.528	1

