
ACI Racing Weekend Imola, 28-29 Ottobre 2023
TCR Italy - Classifica Prove Libere 1

Imola Circuit 4.909 m

1 / 2

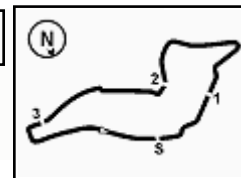
No. Driver	Nat	Entrant	Team	Car	Class	Time	Gap	Rel.	Laps
1	72 GIROLAMI Franco	ARG	Aikoa Racing	Aikoa Racing	Audi RS3 LMS	TCR	1'51.895		8
2	27 VOLT Ruben	EST	ALM Motorsport	ALM Motorsport	Honda Civic FL5 H80	TCR	1'52.082	0.187	0.187 10
3	1 LANGEVELD Niels	NLD	MM Motorsport	MM Motorsport	Honda Civic FL5 H80	TCR	1'52.116	0.221	0.034 9
4	14 JELMINI Felice	ITA	Jelmini Felice	PMA Motorsport	Audi RS3 LMS	TCR	1'52.478	0.583	0.362 9
5	76 COMTE Aurelien	FRA	Comte Aurelien	SP Competition	Cupra Leon Competicion	TCR	1'52.704	0.809	0.226 8
6	3 GHERMANDI Giacomo	ITA	LEMA Racing	LEMA Racing	Audi RS3 LMS	TCR	1'52.957	1.062	0.253 10
7	44 IMBERTI Michele	ITA	Imberti Michele		Hyundai i30 N	TCR	1'53.027	1.132	0.070 10
8	70 PARK Junesung	KOR	Solite Indigo Racing	Target Competition	Hyundai Elantra N	TCR	1'53.244	1.349	0.217 8
9	2 MASSARO Rodolfo	ITA	Target Competition	Target Competition	Hyundai Elantra N	TCR	1'53.358	1.463	0.114 9
10	56 BRUSA Cesare	ITA	Target Competition	Target Competition	Hyundai Elantra N	TCR	1'53.445	1.550	0.087 9
11	5 POLONI Matteo	ITA	Poloni Matteo		Audi RS3 LMS	TCR	1'53.513	1.618	0.068 9
12	18 BUTTI Marco	ITA	Target Competition	Target Competition	Hyundai Elantra N	TCR	1'53.535	1.640	0.022 6
13	12 FERNÁNDEZ Rubén	ESP	Auto Club RC2 Valles	Auto Club RC2 Valles	Audi RS3 LMS	TCR	1'53.736	1.841	0.201 11
14	9 PARK Junui	KOR	Solite Indigo Racing	Target Competition	Hyundai Elantra N	TCR	1'53.973	2.078	0.237 8
15	21 GUIDA Nicola	ITA	Guida Nicola		Audi RS3 LMS	TCR	1'54.276	2.381	0.303 10
16	30 BARBERINI Cosimo	ITA	Barberini Cosimo	NOS	Cupra Leon Competicion	TCR	1'54.465	2.570	0.189 8
17	77 PUSSIER Sylvain	FRA	Pussier Sylvain	SP Competition	Cupra Leon Competicion	TCR	1'54.546	2.651	0.081 9
18	19 FERNÁNDEZ Felipe	ESP	Auto Club RC2 Valles	Auto Club RC2 Valles	Audi RS3 LMS	TCR	1'54.944	3.049	0.398 10
19	67 PELLEGRINI Marco	ITA	Pellegrini Marco	Pinetti Motorsport	Audi RS3 LMS	TCR	1'55.004	3.109	0.060 9
20	22 NECCHI Piero	ITA	Necchi Piero		Audi RS3 LMS	TCR	1'55.069	3.174	0.065 10
21	64 LOSONCZY Levente	HUN	Aggressive Team Italia	Aggressive Team Italia	Hyundai Elantra N	TCR	1'55.254	3.359	0.185 10
22	24 OLHAGARAY Ernesto	MEX	Auto Club RC2 Valles	Auto Club RC2 Valles	Audi RS3 LMS	TCR	1'55.339	3.444	0.085 11
23	8 BABUIN Denis	ITA	Babuin Denis		Audi RS3 LMS	TCR	1'55.404	3.509	0.065 11
24	41 FERNÁNDEZ Víctor	ESP	Auto Club RC2 Valles	Auto Club RC2 Valles	Audi RS3 LMS	TCR	1'55.443	3.548	0.039 11
25	10 PAOLINO Federico	ITA	Paolino Federico		Audi RS3 LMS	TCR	1'55.805	3.910	0.362 9
26	25 ROCCA Paolo	ITA	Rocca Paolo	MM Motorsport	Honda Civic FK7 H70	TCR	1'56.263	4.368	0.458 9
27	80 BARBERI Filippo	ITA	Aikoa Racing	Aikoa Racing	Audi RS3 DSG	TCDS	1'56.619	4.724	0.356 9
28	90 TARENTIN Mauro	ITA	Trentin Mauro		Cupra Leon	TCDS	1'58.993	7.098	2.374 11
29	48 NATALONI Nello	ITA	Nataloni Nello		Audi RS3 LMS	TCR	1'59.125	7.230	0.132 8
30	97 TAGLIENTE Vito	ITA	Tagliente Vito	Greta Racing Lucania	Volkswagen Golf	TCDS	2'01.700	9.805	2.575 10
31	83 KAÇAN Seda	TUR	Bitci Racing Team AMS	Bitci Racing Team AMS	Audi RS3 DSG	TCDS	2'07.991	16.096	6.291 10
32	4 GURRIERI Raffaele	ITA	Gurrieri Raffaele		Cupra Leon	TCR	2'11.671	19.776	3.680 7
33	68 BRIGLIADORI Eric	ITA	Aggressive Team Italia	Aggressive Team Italia	Hyundai Elantra N	TCR			4

Humidity:	61%	AIR	22°C
Condition:	DRY	Track	20°C

Clerk of the Course : Massimiliano Ghinassi

Race Director : Gianluca Marotta

 Start 09:45
 End 10:12



ACI Racing Weekend Imola, 28-29 Ottobre 2023
TCR Italy - Classifica Prove Libere 1
Penalty and Infringement

09.55	44	M. IMBERTI	Time Deleted (1'54.344) - Exceeded Track Limits - Turn 10
09.56	41	V. FERNÁNDEZ	Time Deleted (1'55.696) - Exceeded Track Limits - Turn 10
09.57	68	E. BRIGLIADORI	Time Deleted (1'54.977) - Exceeded Track Limits - Turn 10
09.57	1	N. LANGEVELD	Time Deleted (1'53.700) - Exceeded Track Limits - Turn 10
09.57	44	M. IMBERTI	Time Deleted (1'54.142) - Exceeded Track Limits - Turn 10
09.57	19	F. FERNÁNDEZ	Time Deleted (3'11.584) - Exceeded Track Limits - Turn 10
09.58	64	L. LOSONCZY	Time Deleted (1'55.188) - Exceeded Track Limits - Turn 16
09.58	5	M. POLONI	Time Deleted (1'52.176) - Exceeded Track Limits - Turn 10
10.00	9	J. PARK	Time Deleted (1'52.783) - Exceeded Track Limits - Turn 13
10.03	18	M. BUTTI	Time Deleted (1'52.702) - Exceeded Track Limits - Turn 14
10.05	18	M. BUTTI	Time Deleted (7'35.378) - Exceeded Track Limits - Turn 10

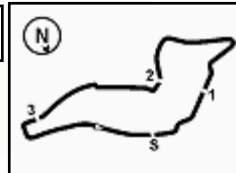
Fastest Laps Sequence

No.	Entrant	Nat	Team	Car	Local Time	Time	Gap	Avg
77	S. PUSSIER	FRA	SP Competition	Cupra Leon Competicion	09:49'34.820	2'02.248		144,562
27	R. VOLT	EST	ALM Motorsport	Honda Civic FL5 H80	09:49'50.800	1'57.559	-4.689	150,328
27	R. VOLT	EST	ALM Motorsport	Honda Civic FL5 H80	09:51'47.025	1'56.225	-1.334	152,053
5	M. POLONI	ITA		Audi RS3 LMS	09:52'25.635	1'55.894	-0.331	152,488
72	F. GIROLAMI	ARG	Aikoa Racing	Audi RS3 LMS	09:54'05.518	1'53.535	-2.359	155,656
76	A. COMTE	FRA	SP Competition	Cupra Leon Competicion	09:55'13.880	1'53.516	-0.019	155,682
14	F. JELMINI	ITA	PMA Motorsport	Audi RS3 LMS	09:55'14.674	1'52.787	-0.729	156,688
76	A. COMTE	FRA	SP Competition	Cupra Leon Competicion	09:57'06.584	1'52.704	-0.083	156,804
14	F. JELMINI	ITA	PMA Motorsport	Audi RS3 LMS	09:57'07.152	1'52.478	-0.226	157,119
72	F. GIROLAMI	ARG	Aikoa Racing	Audi RS3 LMS	09:57'57.592	1'51.895	-0.583	157,937

Clerk of the Course : Massimiliano Ghinassi

Race Director : Gianluca Marotta

 Start 09:45
 End 10:12
 27/10/2023

ACI Racing Weekend Imola, 28-29 Ottobre 2023

TCR Italy - Best Sectors & Speed Prove Libere 1

BEST LAP

1	72 GIROLAMI Franco	Audi RS3 LMS	1'51.895
2	27 VOLT Ruben	Honda Civic FL5 H80	1'52.082
3	1 LANGEVELD Niels	Honda Civic FL5 H80	1'52.116
4	14 JELMINI Felice	Audi RS3 LMS	1'52.478
5	76 COMTE Aurelien	Cupra Leon Competicion	1'52.704
6	3 GHERMANDI Giacomo	Audi RS3 LMS	1'52.957
7	44 IMBERTI Michele	Hvundai i30 N	1'53.027
8	70 PARK Junesung	Hvundai Elantra N	1'53.244
9	2 MASSARO Rodolfo	Hvundai Elantra N	1'53.358
10	56 BRUSA Cesare	Hvundai Elantra N	1'53.445
11	5 POLONI Matteo	Audi RS3 LMS	1'53.513
12	18 BUTTI Marco	Hvundai Elantra N	1'53.535
13	12 FERNÁNDEZ Rubén	Audi RS3 LMS	1'53.736
14	9 PARK Junui	Hvundai Elantra N	1'53.973
15	21 GUIDA Nicola	Audi RS3 LMS	1'54.276
16	30 BARBERINI Cosimo	Cupra Leon Competicion	1'54.465
17	77 PUSSIER Sylvain	Cupra Leon Competicion	1'54.546
18	19 FERNÁNDEZ Felipe	Audi RS3 LMS	1'54.944
19	67 PELLEGRINI Marco	Audi RS3 LMS	1'55.004
20	22 NECCHI Piero	Audi RS3 LMS	1'55.069
21	64 LOSONCZY Levente	Hvundai Elantra N	1'55.254
22	24 OLHAGARAY Ernesto	Audi RS3 LMS	1'55.339
23	8 BABUIN Denis	Audi RS3 LMS	1'55.404
24	41 FERNÁNDEZ Victor	Audi RS3 LMS	1'55.443
25	10 PAOLINO Federico	Audi RS3 LMS	1'55.805
26	25 ROCCA Paolo	Honda Civic FK7 H70	1'56.263
27	80 BARBERI Filippo	Audi RS3 DSG	1'56.619
28	90 TARENTIN Mauro	Cupra Leon	1'58.993
29	48 NATALONI Nello	Audi RS3 LMS	1'59.125
30	97 TAGLIENTE Vito	Volkswagen Golf	2'01.700
31	83 KAÇAN Seda	Audi RS3 DSG	2'07.991
32	4 GURRIERI Raffaele	Cupra Leon	2'11.671
33	68 BRIGLIADORI Eric	Hvundai Elantra N	

SPEED

1	5 POLONI Matteo	Audi RS3 LMS	251,7
2	72 GIROLAMI Franco	Audi RS3 LMS	247,7
3	14 JELMINI Felice	Audi RS3 LMS	247,1
4	27 VOLT Ruben	Honda Civic FL5 H80	247,1
5	12 FERNÁNDEZ Rubén	Audi RS3 LMS	247,1
6	1 LANGEVELD Niels	Honda Civic FL5 H80	246,6
7	67 PELLEGRINI Marco	Audi RS3 LMS	246,6
8	8 BABUIN Denis	Audi RS3 LMS	245,5
9	3 GHERMANDI Giacomo	Audi RS3 LMS	244,9
10	10 PAOLINO Federico	Audi RS3 LMS	244,3
11	2 MASSARO Rodolfo	Hvundai Elantra N	243,8
12	22 NECCHI Piero	Audi RS3 LMS	243,2
13	25 ROCCA Paolo	Honda Civic FK7 H70	243,2
14	4 GURRIERI Raffaele	Cupra Leon	242,7
15	30 BARBERINI Cosimo	Cupra Leon Competicion	242,7
16	41 FERNÁNDEZ Victor	Audi RS3 LMS	242,7
17	18 BUTTI Marco	Hvundai Elantra N	242,7
18	19 FERNÁNDEZ Felipe	Audi RS3 LMS	242,2
19	64 LOSONCZY Levente	Hvundai Elantra N	242,2
20	9 PARK Junui	Hvundai Elantra N	242,2
21	70 PARK Junesung	Hvundai Elantra N	241,6
22	21 GUIDA Nicola	Audi RS3 LMS	241,1
23	56 BRUSA Cesare	Hvundai Elantra N	241,1
24	24 OLHAGARAY Ernesto	Audi RS3 LMS	240,5
25	48 NATALONI Nello	Audi RS3 LMS	239,5
26	76 COMTE Aurelien	Cupra Leon Competicion	239,5
27	77 PUSSIER Sylvain	Cupra Leon Competicion	239,5
28	68 BRIGLIADORI Eric	Hvundai Elantra N	238,9
29	44 IMBERTI Michele	Hvundai i30 N	238,4
30	80 BARBERI Filippo	Audi RS3 DSG	238,4
31	90 TARENTIN Mauro	Cupra Leon	237,4
32	97 TAGLIENTE Vito	Volkswagen Golf	225,9
33	83 KAÇAN Seda	Audi RS3 DSG	225,5

SEG. 1

1	27 VOLT Ruben	23.287
2	5 POLONI Matteo	23.340
3	18 BUTTI Marco	23.346
4	1 LANGEVELD Niels	23.348
5	70 PARK Junesung	23.398
6	14 JELMINI Felice	23.415
7	9 PARK Junui	23.424
8	72 GIROLAMI Franco	23.448
9	3 GHERMANDI Giacomo	23.459
10	67 PELLEGRINI Marco	23.486
11	76 COMTE Aurelien	23.538
12	56 BRUSA Cesare	23.545
13	30 BARBERINI Cosimo	23.682
14	12 FERNÁNDEZ Rubén	23.734
15	25 ROCCA Paolo	23.738
16	64 LOSONCZY Levente	23.754
17	2 MASSARO Rodolfo	23.801
18	44 IMBERTI Michele	23.848
19	8 BABUIN Denis	23.851
20	68 BRIGLIADORI Eric	23.955
21	41 FERNÁNDEZ Victor	23.960
22	19 FERNÁNDEZ Felipe	23.978
23	77 PUSSIER Sylvain	24.033
24	10 PAOLINO Federico	24.042
25	22 NECCHI Piero	24.077
26	21 GUIDA Nicola	24.086
27	24 OLHAGARAY Ernesto	24.198
28	80 BARBERI Filippo	24.323
29	4 GURRIERI Raffaele	24.374
30	48 NATALONI Nello	24.700
31	90 TARENTIN Mauro	24.799
32	97 TAGLIENTE Vito	25.602
33	83 KAÇAN Seda	26.465

SEG. 2

1	1 LANGEVELD Niels	36.490
2	27 VOLT Ruben	36.608
3	72 GIROLAMI Franco	36.785
4	9 PARK Junui	36.790
5	14 JELMINI Felice	36.821
6	44 IMBERTI Michele	36.924
7	76 COMTE Aurelien	36.967
8	2 MASSARO Rodolfo	37.071
9	5 POLONI Matteo	37.080
10	70 PARK Junesung	37.116
11	18 BUTTI Marco	37.207
12	12 FERNÁNDEZ Rubén	37.219
13	3 GHERMANDI Giacomo	37.235
14	56 BRUSA Cesare	37.283
15	25 ROCCA Paolo	37.290
16	30 BARBERINI Cosimo	37.473
17	22 NECCHI Piero	37.558
18	77 PUSSIER Sylvain	37.582
19	64 LOSONCZY Levente	37.611
20	4 GURRIERI Raffaele	37.666
21	67 PELLEGRINI Marco	37.718
22	19 FERNÁNDEZ Felipe	37.722
23	68 BRIGLIADORI Eric	37.727
24	41 FERNÁNDEZ Victor	37.742
25	21 GUIDA Nicola	37.826
26	24 OLHAGARAY Ernesto	37.955
27	8 BABUIN Denis	37.958
28	80 BARBERI Filippo	38.304
29	10 PAOLINO Federico	38.407
30	48 NATALONI Nello	39.147
31	90 TARENTIN Mauro	39.151
32	97 TAGLIENTE Vito	40.260
33	83 KAÇAN Seda	40.576

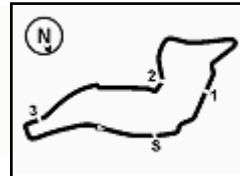
SEG. 3

1	72 GIROLAMI Franco	31.622
2	18 BUTTI Marco	31.816
3	27 VOLT Ruben	31.821
4	14 JELMINI Felice	31.897
5	76 COMTE Aurelien	31.903
6	5 POLONI Matteo	31.928
7	44 IMBERTI Michele	31.987
8	1 LANGEVELD Niels	31.994
9	70 PARK Junesung	32.047
10	3 GHERMANDI Giacomo	32.080
11	2 MASSARO Rodolfo	32.114
12	21 GUIDA Nicola	32.172
13	9 PARK Junui	32.246
14	25 ROCCA Paolo	32.287
15	56 BRUSA Cesare	32.444
16	64 LOSONCZY Levente	32.581
17	12 FERNÁNDEZ Rubén	32.596
18	41 FERNÁNDEZ Victor	32.624
19	19 FERNÁNDEZ Felipe	32.631
20	68 BRIGLIADORI Eric	32.645
21	30 BARBERINI Cosimo	32.708
22	10 PAOLINO Federico	32.724
23	77 PUSSIER Sylvain	32.750
24	67 PELLEGRINI Marco	32.797
25	22 NECCHI Piero	32.884
26	24 OLHAGARAY Ernesto	32.939
27	8 BABUIN Denis	32.970
28	80 BARBERI Filippo	33.303
29	4 GURRIERI Raffaele	33.526
30	90 TARENTIN Mauro	33.749
31	48 NATALONI Nello	34.008
32	97 TAGLIENTE Vito	34.527
33	83 KAÇAN Seda	35.941

SEG. 4

1	5 POLONI Matteo	19.842
2	9 PARK Junui	19.923
3	27 VOLT Ruben	19.933
4	72 GIROLAMI Franco	19.956
5	1 LANGEVELD Niels	19.975
6	14 JELMINI Felice	20.037
7	76 COMTE Aurelien	20.043
8	44 IMBERTI Michele	20.058
9	22 NECCHI Piero	20.087
10	70 PARK Junesung	20.092
11	56 BRUSA Cesare	20.108
12	3 GHERMANDI Giacomo	20.127
13	2 MASSARO Rodolfo	20.151
14	19 FERNÁNDEZ Felipe	20.155
15	77 PUSSIER Sylvain	20.168
16	12 FERNÁNDEZ Rubén	20.187
17	21 GUIDA Nicola	20.192
18	30 BARBERINI Cosimo	20.222
19	24 OLHAGARAY Ernesto	20.247
20	18 BUTTI Marco	20.266
21	64 LOSONCZY Levente	20.271
22	10 PAOLINO Federico	20.289
23	67 PELLEGRINI Marco	20.295
24	8 BABUIN Denis	20.323
25	25 ROCCA Paolo	20.340
26	41 FERNÁNDEZ Victor	20.551
27	68 BRIGLIADORI Eric	20.577
28	80 BARBERI Filippo	20.624
29	90 TARENTIN Mauro	20.810
30	4 GURRIERI Raffaele	20.858
31	48 NATALONI Nello	20.915
32	97 TAGLIENTE Vito	21.098
33	83 KAÇAN Seda	21.504





ACI Racing Weekend Imola, 28-29 Ottobre 2023

TCR Italy - Ideal Time Prove Libere 1

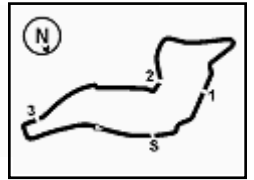
 Imola Circuit 4.909 m
1 / 2

No. Driver	Car	Seg. 1 Diff. 1	Seg. 2 Diff. 2	Seg. 3 Diff. 3	Seg. 4 Diff. 4	Ideal Time		
						Best Lap	Pos.	Diff.
1 27 VOLT R. (EST)	Honda Civic FL5 H80	23.287	36.608 +0.162	31.821 +0.271	19.933	1'51.649 1'52.082	2	0.433
2 1 LANGEVELD N. (NLD)	Honda Civic FL5 H80	23.348	36.490	31.994 +0.165	19.975 +0.144	1'51.807 1'52.116	3	0.309
3 72 GIROLAMI F. (ARG)	Audi RS3 LMS	23.448 +0.084	36.785	31.622	19.956	1'51.811 1'51.895	1	0.084
4 14 JELMINI F. (ITA)	Audi RS3 LMS	23.415	36.821 +0.308	31.897	20.037	1'52.170 1'52.478	4	0.308
5 5 POLONI M. (ITA)	Audi RS3 LMS	23.340 +0.574	37.080 +0.174	31.928 +0.575	19.842	1'52.190 1'53.513	11	1.323
6 9 PARK J. (KOR)	Hyundai Elantra N	23.424 +0.349	36.790 +0.084	32.246 +0.262	19.923 +0.895	1'52.383 1'53.973	14	1.590
7 76 COMTE A. (FRA)	Cupra Leon Competicion	23.538 +0.180	36.967 +0.066	31.903	20.043 +0.007	1'52.451 1'52.704	5	0.253
8 18 BUTTI M. (ITA)	Hyundai Elantra N	23.346 +0.206	37.207 +0.222	31.816 +0.251	20.266 +0.221	1'52.635 1'53.535	12	0.900
9 70 PARK J. (KOR)	Hyundai Elantra N	23.398 +0.478	37.116 +0.113	32.047	20.092	1'52.653 1'53.244	8	0.591
10 44 IMBERTI M. (ITA)	Hyundai i30 N	23.848	36.924	31.987	20.058 +0.210	1'52.817 1'53.027	7	0.210
11 3 GHERMANDI G. (ITA)	Audi RS3 LMS	23.459	37.235	32.080 +0.030	20.127 +0.026	1'52.901 1'52.957	6	0.056
12 2 MASSARO R. (ITA)	Hyundai Elantra N	23.801 +0.092	37.071 +0.078	32.114	20.151 +0.051	1'53.137 1'53.358	9	0.221
13 56 BRUSA C. (ITA)	Hyundai Elantra N	23.545	37.283 +0.011	32.444	20.108 +0.054	1'53.380 1'53.445	10	0.065
14 25 ROCCA P. (ITA)	Honda Civic FK7 H70	23.738 +0.753	37.290 +1.429	32.287 +0.426	20.340	1'53.655 1'56.263	26	2.608
15 12 FERNÁNDEZ R. (ESP)	Audi RS3 LMS	23.734	37.219	32.596	20.187	1'53.736 1'53.736	13	
16 30 BARBERINI C. (ITA)	Cupra Leon Competicion	23.682 +0.146	37.473 +0.234	32.708	20.222	1'54.085 1'54.465	16	0.380
17 64 LOSONCZY L. (HUN)	Hyundai Elantra N	23.754 +0.654	37.611 +0.250	32.581	20.271 +0.133	1'54.217 1'55.254	21	1.037
18 21 GUIDA N. (ITA)	Audi RS3 LMS	24.086	37.826	32.172	20.192	1'54.276 1'54.276	15	
19 67 PELLEGRINI M. (ITA)	Audi RS3 LMS	23.486 +0.632	37.718 +0.076	32.797	20.295	1'54.296 1'55.004	19	0.708
20 19 FERNÁNDEZ F. (ESP)	Audi RS3 LMS	23.978 +0.231	37.722 +0.152	32.631	20.155 +0.075	1'54.486 1'54.944	18	0.458
21 77 PUSSIER S. (FRA)	Cupra Leon Competicion	24.033 +0.013	37.582	32.750	20.168	1'54.533 1'54.546	17	0.013
22 22 NECCHI P. (ITA)	Audi RS3 LMS	24.077 +0.297	37.558	32.884	20.087 +0.166	1'54.606 1'55.069	20	0.463
23 41 FERNÁNDEZ V. (ESP)	Audi RS3 LMS	23.960 +0.236	37.742 +0.025	32.624	20.551 +0.305	1'54.877 1'55.443	24	0.566
24 8 BABUIN D. (ITA)	Audi RS3 LMS	23.851	37.958 +0.135	32.970 +0.151	20.323 +0.016	1'55.102 1'55.404	23	0.302
25 24 OLHAGARAY E. (MEX)	Audi RS3 LMS	24.198	37.955	32.939	20.247	1'55.339 1'55.339	22	
26 10 PAOLINO F. (ITA)	Audi RS3 LMS	24.042 +0.305	38.407	32.724 +0.009	20.289 +0.029	1'55.462 1'55.805	25	0.343
27 4 GURRIERI R. (ITA)	Cupra Leon	24.374 +3.836	37.666 +5.456	33.526 +2.883	20.858 +3.072	1'56.424 2'11.671	32	15.247
28 80 BARBERI F. (ITA)	Audi RS3 DSG	24.323	38.304	33.303	20.624 +0.065	1'56.554 1'56.619	27	0.065
29 90 TRENTIN M. (ITA)	Cupra Leon	24.799 +0.434	39.151	33.749	20.810 +0.050	1'58.509 1'58.993	28	0.484
30 48 NATALONI N. (ITA)	Audi RS3 LMS	24.700 +0.260	39.147	34.008 +0.095	20.915	1'58.770 1'59.125	29	0.355
31 97 TAGLIENTE V. (ITA)	Volkswagen Golf	25.602	40.260	34.527	21.098 +0.213	2'01.487 2'01.700	30	0.213
32 83 KAÇAN S. (TUR)	Audi RS3 DSG	26.485 +0.156	40.576 +0.997	35.941 +2.248	21.504 +0.084	2'04.506 2'07.991	31	3.485
68 BRIGLIADORI E. (ITA)	Hyundai Elantra N							

27/10/2023



1.3



ACI Racing Weekend Imola, 28-29 Ottobre 2023

TCR Italy - Ideal Time Prove Libere 1

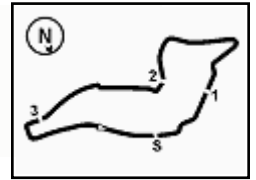
Imola Circuit 4.909 m
2 / 2

No. Driver	Car	Seg. 1	Seg. 2	Seg. 3	Seg. 4	Ideal Time		
		Diff. 1	Diff. 2	Diff. 3	Diff. 4	Best Lap	Pos.	Diff.
Overall Ideal Time		23.287	36.490	31.622	19.842	1'51.241		

27/10/2023



Powered by FICr PERUGIA TIMING



ACI Racing Weekend Imola, 28-29 Ottobre 2023
TCR Italy - Analisi Tempi Prove Libere 1

Imola Circuit 4.909 m

3 / 4

Table with 9 columns: Lap, Seg.1, Seg.2, Seg.3, Seg.4, Lap Time, km/h, Local Time. Rows for laps 10, 11, 12.

Table with 9 columns: Lap, Seg.1, Seg.2, Seg.3, Seg.4, Lap Time, km/h, Local Time. Rows for laps 4, 5, 6, 7, 8, 9, 10.

44 M. IMBERTI (1'53.027)
Table with 9 columns: Lap, Seg.1, Seg.2, Seg.3, Seg.4, Lap Time, km/h, Local Time. Rows for laps 1 to 11.

68 E. BRIGLIADORI
Table with 9 columns: Lap, Seg.1, Seg.2, Seg.3, Seg.4, Lap Time, km/h, Local Time. Rows for laps 1 to 5.

48 N. NATALONI (1'59.125)
Table with 9 columns: Lap, Seg.1, Seg.2, Seg.3, Seg.4, Lap Time, km/h, Local Time. Rows for laps 1 to 9.

70 J. PARK (1'53.244)
Table with 9 columns: Lap, Seg.1, Seg.2, Seg.3, Seg.4, Lap Time, km/h, Local Time. Rows for laps 1 to 9.

56 C. BRUSA (1'53.445)
Table with 9 columns: Lap, Seg.1, Seg.2, Seg.3, Seg.4, Lap Time, km/h, Local Time. Rows for laps 1 to 10.

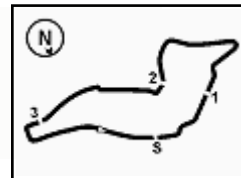
72 F. GIROLAMI (1'51.895)
Table with 9 columns: Lap, Seg.1, Seg.2, Seg.3, Seg.4, Lap Time, km/h, Local Time. Rows for laps 1 to 9.

64 L. LOSONCZY (1'55.254)
Table with 9 columns: Lap, Seg.1, Seg.2, Seg.3, Seg.4, Lap Time, km/h, Local Time. Rows for laps 1 to 11.

76 A. COMTE (1'52.704)
Table with 9 columns: Lap, Seg.1, Seg.2, Seg.3, Seg.4, Lap Time, km/h, Local Time. Rows for laps 1 to 9.

67 M. PELLEGRINI (1'55.004)
Table with 9 columns: Lap, Seg.1, Seg.2, Seg.3, Seg.4, Lap Time, km/h, Local Time. Rows for laps 1 to 3.

77 S. PUSSIER (1'54.546)
Table with 9 columns: Lap, Seg.1, Seg.2, Seg.3, Seg.4, Lap Time, km/h, Local Time. Rows for laps 1 to 8.



ACI Racing Weekend Imola, 28-29 Ottobre 2023

TCR Italy - Analisi Tempi Prove Libere 1

9	25.301	42.130	35.967	41.731	2'25.129P	216,9	10:05'36.602
10	3'18.897	59.930	35.864	22.218	5'16.909P	76,7	10:10'53.511

80 F. BARBERI (1'56.619)

Lap	Seg.1	Seg.2	Seg.3	Seg.4	Lap Time	km/h	Local Time
1		43.439	37.389	21.819		135,7	9:47'31.577
2	25.779	39.665	34.247	42.042	2'21.733P	222,2	9:49'53.310
3	2'26.327	41.293	34.419	21.291	4'03.330P	159,1	9:53'56.640
4	25.280	39.351	34.170	20.963	1'59.764	231,8	9:55'56.404
5	25.007	38.976	34.842	20.624	1'59.449	233,8	9:57'55.853
6	24.778	38.699	36.736	20.769	2'00.982	235,8	9:59'56.835
7	24.751	38.554	36.014	20.944	2'00.263	236,8	10:01'57.098
8	24.323	38.304	33.303	20.689	1'56.619	238,4	10:03'53.717
9	24.623	39.137	34.413	39.074	2'17.247P	238,4	10:06'10.964
10	4'01.385	40.002	33.605	20.958	5'35.950P	156,5	10:11'46.914

83 S. KAÇAN (2'07.991)

Lap	Seg.1	Seg.2	Seg.3	Seg.4	Lap Time	km/h	Local Time
1							9:46'05.194
2	49.542	48.986	42.101	24.043	2'44.672P	121,6	9:48'49.866
3	29.829	45.580	40.206	22.979	2'18.594	178,2	9:51'08.460
4	30.989	45.080	39.171	22.172	2'17.412	178,2	9:53'25.872
5	29.440	43.128	38.131	22.595	2'13.294	161,9	9:55'39.166
6	28.352	43.851	37.872	21.504	2'11.579	221,8	9:57'50.745
7	26.641	41.573	38.189	21.588	2'07.991	217,7	9:59'58.736
8	26.485	40.576	40.141	1'42.936	3'30.138P	216,0	10:03'28.874
9	45.261	41.385	35.941	31.855	2'34.442P	137,9	10:06'03.316
10	28.082	41.555	43.245	38.399	2'31.281	219,1	10:08'34.597
11	54.686	51.031	37.422	22.012	2'45.151	80,4	10:11'19.748

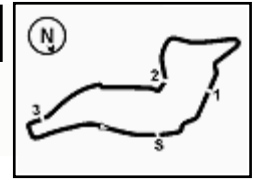
90 M. TRENTIN (1'58.993)

Lap	Seg.1	Seg.2	Seg.3	Seg.4	Lap Time	km/h	Local Time
1							9:45'26.738
2	48.382	48.829	40.623	23.991	2'41.825P	142,3	9:48'08.563
3	29.437	45.740	40.283	22.320	2'17.780	210,1	9:50'26.343
4	25.847	40.821	34.672	21.435	2'02.775	228,8	9:52'29.118
5	25.863	40.240	35.014	20.995	2'02.112	208,1	9:54'31.230
6	25.672	39.721	34.441	21.221	2'01.055	228,8	9:56'32.285
7	25.483	39.771	34.428	21.130	2'00.812	225,0	9:58'33.097
8	24.935	39.432	34.526	20.938	1'59.831	236,3	10:00'32.928
9	24.799	39.256	35.012	20.999	2'00.066	235,8	10:02'32.994
10	24.978	39.457	34.146	20.810	1'59.391	236,3	10:04'32.385
11	25.233	39.151	33.749	20.860	1'58.993	237,4	10:06'31.378
12	25.656	49.116	1'00.379	2'19.947	4'35.098P	234,3	10:11'06.476

97 V. TAGLIENTE (2'01.700)

Lap	Seg.1	Seg.2	Seg.3	Seg.4	Lap Time	km/h	Local Time
1							9:46'03.445
2	49.395	49.031	41.368	23.449	2'43.243P	127,2	9:48'46.688
3	29.508	43.633	37.591	22.696	2'13.428	162,9	9:51'00.116
4	27.152	42.080	36.555	22.267	2'08.054	225,9	9:53'08.170
5	27.343	42.742	37.157	21.721	2'08.963	183,7	9:55'17.133
6	26.692	40.923	35.342	21.266	2'04.223	196,7	9:57'21.356
7	26.046	40.719	35.644	21.196	2'03.605	198,5	9:59'24.961
8	25.751	40.297	34.854	21.098	2'02.000	210,1	10:01'26.961
9	25.602	40.260	34.527	21.311	2'01.700	220,0	10:03'28.661
10	25.819	40.427	37.017	4'53.064	6'36.327P	197,1	10:10'04.988
11	41.528	42.395	36.908	25.688	2'26.519CP	156,5	10:12'31.507





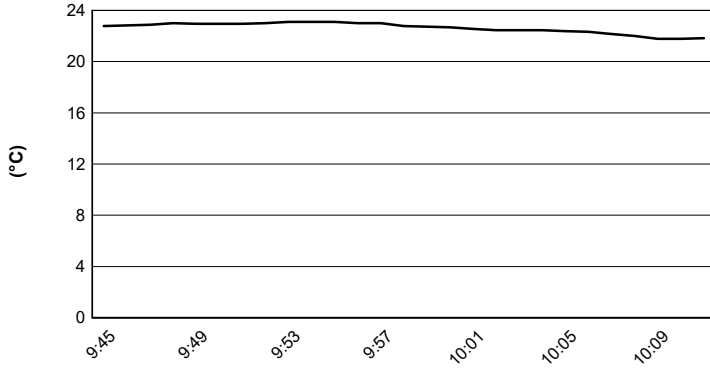
Imola Circuit 4.909 m

ACI Racing Weekend Imola, 28-29 Ottobre 2023

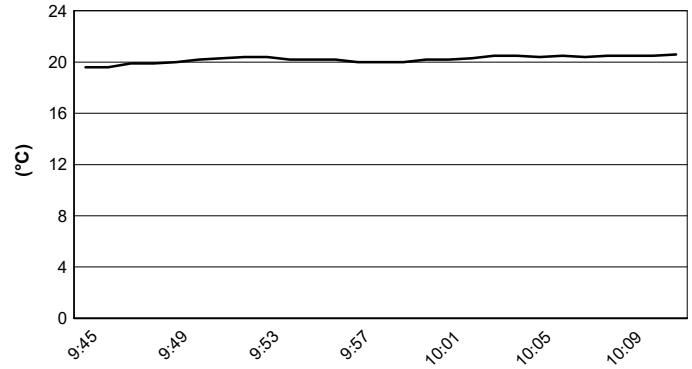
TCR Italy - Meteo Prove Libere 1

Session started 09:45 - Session ended 10:12

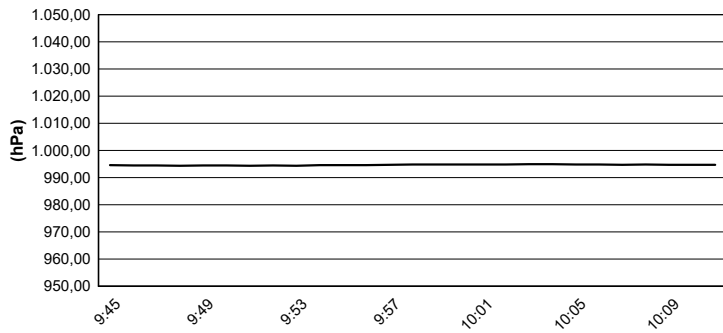
Air Temperature



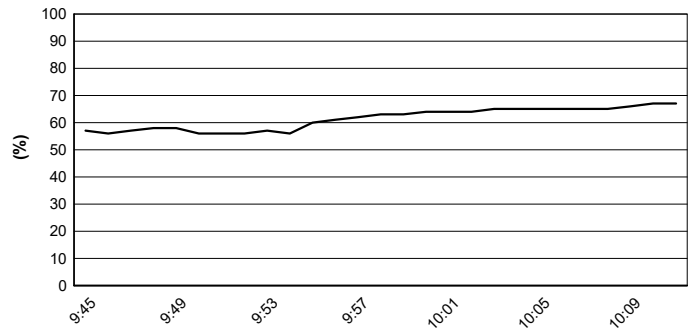
Track Temperature



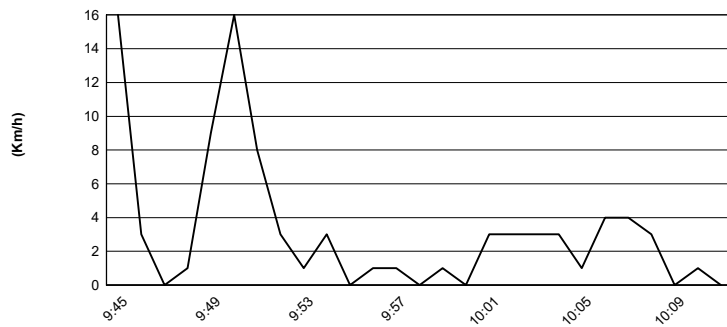
Air Pressure



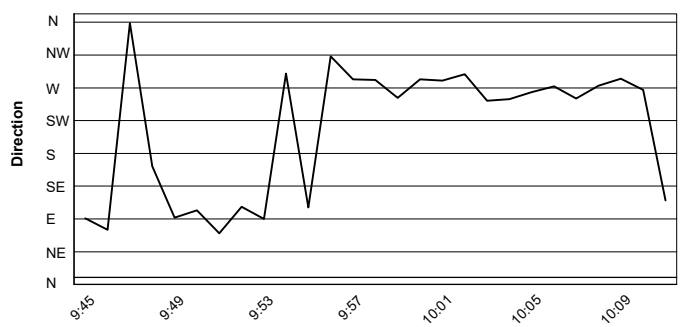
Humidity



Wind Speed



Wind Direction



27/10/2023

