

# ACI Racing Weekend Imola, 28-29 Ottobre 2023

## TCR Italy - Classifica Prove Libere 2

Imola Circuit 4.909 m

1 / 2

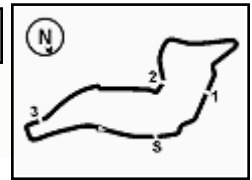
No.	Driver	Nat	Entrant	Team	Car	Class	Time	Gap	Rel.	Laps
1	<b>27 VOLT</b> Ruben	EST	ALM Motorsport	ALM Motorsport	Honda Civic FL5 H80	TCR	<b>1'51.573</b>			12
2	<b>18 BUTTI</b> Marco	ITA	Target Competition	Target Competition	Hyundai Elantra N	TCR	<b>1'51.600</b>	0.027	0.027	11
3	<b>72 GIROLAMI</b> Franco	ARG	Aikoa Racing	Aikoa Racing	Audi RS3 LMS	TCR	<b>1'51.977</b>	0.404	0.377	9
4	<b>76 COMTE</b> Aurelien	FRA	Comte Aurelien	SP Competition	Cupra Leon Competicion	TCR	<b>1'51.980</b>	0.407	0.003	11
5	<b>9 PARK</b> Junui	KOR	Solite Indigo Racing	Target Competition	Hyundai Elantra N	TCR	<b>1'52.020</b>	0.447	0.040	9
6	<b>5 POLONI</b> Matteo	ITA	Poloni Matteo		Audi RS3 LMS	TCR	<b>1'52.084</b>	0.511	0.064	9
7	<b>44 IMBERTI</b> Michele	ITA	Imberti Michele		Hyundai i30 N	TCR	<b>1'52.165</b>	0.592	0.081	12
8	<b>1 LANGEVELD</b> Niels	NLD	MM Motorsport	MM Motorsport	Honda Civic FL5 H80	TCR	<b>1'52.479</b>	0.906	0.314	12
9	<b>21 GUIDA</b> Nicola	ITA	Guida Nicola		Audi RS3 LMS	TCR	<b>1'52.730</b>	1.157	0.251	13
10	<b>19 FERNÁNDEZ</b> Felipe	ESP	Auto Club RC2 Valles	Auto Club RC2 Valles	Audi RS3 LMS	TCR	<b>1'52.835</b>	1.262	0.105	11
11	<b>70 PARK</b> Junesung	KOR	Solite Indigo Racing	Target Competition	Hyundai Elantra N	TCR	<b>1'53.091</b>	1.518	0.256	11
12	<b>68 BRIGLIADORI</b> Eric	ITA	Aggressive Team Italia	Aggressive Team Italia	Hyundai Elantra N	TCR	<b>1'53.179</b>	1.606	0.088	12
13	<b>3 GHERMANDI</b> Giacomo	ITA	LEMA Racing	LEMA Racing	Audi RS3 LMS	TCR	<b>1'53.245</b>	1.672	0.066	11
14	<b>67 PELLEGRINI</b> Marco	ITA	Pellegrini Marco	Pinetti Motorsport	Audi RS3 LMS	TCR	<b>1'53.258</b>	1.685	0.013	12
15	<b>2 MASSARO</b> Rodolfo	ITA	Target Competition	Target Competition	Hyundai Elantra N	TCR	<b>1'53.258</b>	1.685		13
16	<b>56 BRUSA</b> Cesare	ITA	Target Competition	Target Competition	Hyundai Elantra N	TCR	<b>1'53.261</b>	1.688	0.003	9
17	<b>25 ROCCA</b> Paolo	ITA	Rocca Paolo	MM Motorsport	Honda Civic FK7 H70	TCR	<b>1'53.331</b>	1.758	0.070	12
18	<b>64 LOSONCZY</b> Levente	HUN	Aggressive Team Italia	Aggressive Team Italia	Hyundai Elantra N	TCR	<b>1'53.344</b>	1.771	0.013	10
19	<b>12 FERNÁNDEZ</b> Rubén	ESP	Auto Club RC2 Valles	Auto Club RC2 Valles	Audi RS3 LMS	TCR	<b>1'53.476</b>	1.903	0.132	13
20	<b>14 JELMINI</b> Felice	ITA	Jelmini Felice	PMA Motorsport	Audi RS3 LMS	TCR	<b>1'53.512</b>	1.939	0.036	11
21	<b>77 PUSSIER</b> Sylvain	FRA	Pussier Sylvain	SP Competition	Cupra Leon Competicion	TCR	<b>1'53.805</b>	2.232	0.293	11
22	<b>22 NECCHI</b> Piero	ITA	Necchi Piero		Audi RS3 LMS	TCR	<b>1'53.829</b>	2.256	0.024	12
23	<b>8 BABUIN</b> Denis	ITA	Babuin Denis		Audi RS3 LMS	TCR	<b>1'53.969</b>	2.396	0.140	10
24	<b>30 BARBERINI</b> Cosimo	ITA	Barberini Cosimo	NOS	Cupra Leon Competicion	TCR	<b>1'53.974</b>	2.401	0.005	10
25	<b>24 OLHAGARAY</b> Ernesto	MEX	Auto Club RC2 Valles	Auto Club RC2 Valles	Audi RS3 LMS	TCR	<b>1'54.223</b>	2.650	0.249	12
26	<b>10 PAOLINO</b> Federico	ITA	Paolino Federico		Audi RS3 LMS	TCR	<b>1'54.658</b>	3.085	0.435	12
27	<b>4 GURRIERI</b> Raffaele	ITA	Gurrieri Raffaele		Cupra Leon	TCR	<b>1'54.661</b>	3.088	0.003	12
28	<b>41 FERNÁNDEZ</b> Victor	ESP	Auto Club RC2 Valles	Auto Club RC2 Valles	Audi RS3 LMS	TCR	<b>1'54.768</b>	3.195	0.107	11
29	<b>80 BARBERI</b> Filippo	ITA	Aikoa Racing	Aikoa Racing	Audi RS3 DSG	TCDS	<b>1'56.150</b>	4.577	1.382	13
30	<b>48 NATALONI</b> Nello	ITA	Nataloni Nello		Audi RS3 LMS	TCR	<b>1'56.628</b>	5.055	0.478	13
31	<b>90 TRENTIN</b> Mauro	ITA	Trentin Mauro		Cupra Leon	TCDS	<b>1'58.769</b>	7.196	2.141	12
32	<b>97 TAGLIENTE</b> Vito	ITA	Tagliente Vito	Greta Racing Lucania	Volkswagen Golf	TCDS	<b>2'00.737</b>	9.164	1.968	13
33	<b>83 KAÇAN</b> Seda	TUR	Bitci Racing Team AMS	Bitci Racing Team AMS	Audi RS3 DSG	TCDS	<b>2'01.050</b>	9.477	0.313	12

Humidity:	47%	AIR	23°C
Condition:	DRY	Track	25°C

Clerk of the Course : Massimiliano Ghinassi

Race Director : Gianluca Marotta

Start	End
27/10/2023 13:18	13:50


**ACI Racing Weekend Imola, 28-29 Ottobre 2023**
**TCR Italy - Classifica Prove Libere 2**
**Penalty and Infringement**

13.27	5	M. POLONI	Time Deleted (4'39.039) - Exceeded Track Limits - Turn 10
13.28	68	E. BRIGLIADORI	Time Deleted (1'58.606) - Exceeded Track Limits - Turn 10
13.28	18	M. BUTTI	Time Deleted (1'53.017) - Exceeded Track Limits - Turn 10
13.28	1	N. LANGEVELD	Time Deleted (2'00.494) - Exceeded Track Limits - Turn 10
13.28	2	R. MASSARO	Time Deleted (1'53.715) - Exceeded Track Limits - Turn 10
13.30	18	M. BUTTI	Time Deleted (5'44.891) - Exceeded Track Limits - Turn 10
13.31	97	V. TAGLIENTE	Time Deleted (2'02.408) - Exceeded Track Limits - Turn 10
13.32	68	E. BRIGLIADORI	Time Deleted (1'53.451) - Exceeded Track Limits - Turn 10
13.32	64	L. LOSONCZY	Time Deleted (1'53.323) - Exceeded Track Limits - Turn 14
13.32	1	N. LANGEVELD	Time Deleted (1'54.542) - Exceeded Track Limits - Turn 10
13.32	2	R. MASSARO	Time Deleted (1'54.011) - Exceeded Track Limits - Turn 10
13.33	4	R. GURRIERI	Time Deleted (1'55.266) - Exceeded Track Limits - Turn 10
13.33	22	P. NECCHI	Time Deleted (1'58.044) - Exceeded Track Limits - Turn 10
13.33	44	M. IMBERTI	Time Deleted (1'53.218) - Exceeded Track Limits - Turn 10
13.35	3	G. GHERMANDI	Time Deleted (1'54.976) - Exceeded Track Limits - Turn 13
13.35	5	M. POLONI	Time Deleted (1'52.065) - Exceeded Track Limits - Turn 10
13.37	22	P. NECCHI	Time Deleted (3'31.093) - Exceeded Track Limits - Turn 10
13.38	18	M. BUTTI	Time Deleted (1'52.517) - Exceeded Track Limits - Turn 10
13.39	64	L. LOSONCZY	Time Deleted (1'53.347) - Exceeded Track Limits - Turn 14
13.41	18	M. BUTTI	Time Deleted (1'52.218) - Exceeded Track Limits - Turn 10
13.41	30	C. BARBERINI	Time Deleted (1'53.673) - Exceeded Track Limits - Turn 10
13.41	68	E. BRIGLIADORI	Time Deleted (1'55.238) - Exceeded Track Limits - Turn 10
13.46	22	P. NECCHI	Time Deleted (1'54.291) - Exceeded Track Limits - Turn 10

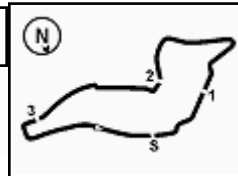
**Fastest Laps Sequence**

No.	Entrant	Nat	Team	Car	Local Time	Time	Gap	Avg
80	F. BARBERI	ITA	Aikoa Racing	Audi RS3 DSG	13:22'37.933	<b>1'59.503</b>		147,882
80	F. BARBERI	ITA	Aikoa Racing	Audi RS3 DSG	13:24'35.697	<b>1'57.764</b>	-1.739	150,066
27	R. VOLT	EST	ALM Motorsport	Honda Civic FL5 H80	13:24'54.140	<b>1'55.542</b>	-2.222	152,952
5	M. POLONI	ITA		Audi RS3 LMS	13:25'44.795	<b>1'53.459</b>	-2.083	155,760
18	M. BUTTI	ITA	Target Competition	Hyundai Elantra N	13:26'42.018	<b>1'52.334</b>	-1.125	157,320
9	J. PARK	KOR	Target Competition	Hyundai Elantra N	13:28'53.475	<b>1'52.020</b>	-0.314	157,761
72	F. GIROLAMI	ARG	Aikoa Racing	Audi RS3 LMS	13:32'54.370	<b>1'51.977</b>	-0.043	157,822
27	R. VOLT	EST	ALM Motorsport	Honda Civic FL5 H80	13:34'54.651	<b>1'51.972</b>	-0.005	157,829
27	R. VOLT	EST	ALM Motorsport	Honda Civic FL5 H80	13:38'38.760	<b>1'51.573</b>	-0.399	158,393

Clerk of the Course : Massimiliano Ghinassi

Race Director : Gianluca Marotta

 Start 13:18  
 End 13:50

# ACI Racing Weekend Imola, 28-29 Ottobre 2023

## TCR Italy - Riepilogativa Libere

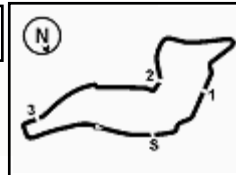
Imola Circuit 4.909 m

No. Driver	Nat	Entrant	Team	Car	Class	Q1	Q2	Time	Gap	Rel.	Laps	
1	<b>27 VOLT</b> Ruben	EST	ALM Motorsport	ALM Motorsport	Honda Civic FL5 H80	TCR	1'52.082	<b>1'51.573</b>	<b>1'51.573</b>			22
2	<b>18 BUTTI</b> Marco	ITA	Target Competition	Target Competition	Hyundai Elantra N	TCR	1'53.535	<b>1'51.600</b>	<b>1'51.600</b>	0.027	0.027	17
3	<b>72 GIROLAMI</b> Franco	ARG	Aikoa Racing	Aikoa Racing	Audi RS3 LMS	TCR	<b>1'51.895</b>	1'51.977	<b>1'51.895</b>	0.322	0.295	17
4	<b>76 COMTE</b> Aurelien	FRA	Comte Aurelien	SP Competition	Cupra Leon Competicion	TCR	1'52.704	<b>1'51.980</b>	<b>1'51.980</b>	0.407	0.085	19
5	<b>9 PARK</b> Junui	KOR	Solite Indigo Racing	Target Competition	Hyundai Elantra N	TCR	1'53.973	<b>1'52.020</b>	<b>1'52.020</b>	0.447	0.040	17
6	<b>5 POLONI</b> Matteo	ITA	Poloni Matteo		Audi RS3 LMS	TCR	1'53.513	<b>1'52.084</b>	<b>1'52.084</b>	0.511	0.064	18
7	<b>1 LANGEVELD</b> Niels	NLD	MM Motorsport	MM Motorsport	Honda Civic FL5 H80	TCR	<b>1'52.116</b>	1'52.479	<b>1'52.116</b>	0.543	0.032	21
8	<b>44 IMBERTI</b> Michele	ITA	Imberti Michele		Hyundai i30 N	TCR	1'53.027	<b>1'52.165</b>	<b>1'52.165</b>	0.592	0.049	22
9	<b>14 JELMINI</b> Felice	ITA	Jelmini Felice	PMA Motorsport	Audi RS3 LMS	TCR	<b>1'52.478</b>	1'53.512	<b>1'52.478</b>	0.905	0.313	20
10	<b>21 GUIDA</b> Nicola	ITA	Guida Nicola		Audi RS3 LMS	TCR	1'54.276	<b>1'52.730</b>	<b>1'52.730</b>	1.157	0.252	23
11	<b>19 FERNÁNDEZ</b> Felipe	ESP	Auto Club RC2 Valles	Auto Club RC2 Valles	Audi RS3 LMS	TCR	1'54.944	<b>1'52.835</b>	<b>1'52.835</b>	1.262	0.105	21
12	<b>3 GHERMANDI</b> Giacomo	ITA	LEMA Racing	LEMA Racing	Audi RS3 LMS	TCR	<b>1'52.957</b>	1'53.245	<b>1'52.957</b>	1.384	0.122	21
13	<b>70 PARK</b> Junesung	KOR	Solite Indigo Racing	Target Competition	Hyundai Elantra N	TCR	1'53.244	<b>1'53.091</b>	<b>1'53.091</b>	1.518	0.134	19
14	<b>68 BRIGLIADORI</b> Eric	ITA	Aggressive Team Italia	Aggressive Team Italia	Hyundai Elantra N	TCR		<b>1'53.179</b>	<b>1'53.179</b>	1.606	0.088	16
15	<b>67 PELLEGRINI</b> Marco	ITA	Pellegrini Marco	Pinetti Motorsport	Audi RS3 LMS	TCR	1'55.004	<b>1'53.258</b>	<b>1'53.258</b>	1.685	0.079	21
16	<b>2 MASSARO</b> Rodolfo	ITA	Target Competition	Target Competition	Hyundai Elantra N	TCR	1'53.358	<b>1'53.258</b>	<b>1'53.258</b>	1.685		22
17	<b>56 BRUSA</b> Cesare	ITA	Target Competition	Target Competition	Hyundai Elantra N	TCR	1'53.445	<b>1'53.261</b>	<b>1'53.261</b>	1.688	0.003	18
18	<b>25 ROCCA</b> Paolo	ITA	Rocca Paolo	MM Motorsport	Honda Civic FK7 H70	TCR	1'56.263	<b>1'53.331</b>	<b>1'53.331</b>	1.758	0.070	21
19	<b>64 LOSONCZY</b> Levente	HUN	Aggressive Team Italia	Aggressive Team Italia	Hyundai Elantra N	TCR	1'55.254	<b>1'53.344</b>	<b>1'53.344</b>	1.771	0.013	20
20	<b>12 FERNÁNDEZ</b> Rubén	ESP	Auto Club RC2 Valles	Auto Club RC2 Valles	Audi RS3 LMS	TCR	1'53.736	<b>1'53.476</b>	<b>1'53.476</b>	1.903	0.132	24
21	<b>77 PUSSIER</b> Sylvain	FRA	Pussier Sylvain	SP Competition	Cupra Leon Competicion	TCR	1'54.546	<b>1'53.805</b>	<b>1'53.805</b>	2.232	0.329	20
22	<b>22 NECCHI</b> Piero	ITA	Necchi Piero		Audi RS3 LMS	TCR	1'55.069	<b>1'53.829</b>	<b>1'53.829</b>	2.256	0.024	22
23	<b>8 BABUIN</b> Denis	ITA	Babuin Denis		Audi RS3 LMS	TCR	1'55.404	<b>1'53.969</b>	<b>1'53.969</b>	2.396	0.140	21
24	<b>30 BARBERINI</b> Cosimo	ITA	Barberini Cosimo	NOS	Cupra Leon Competicion	TCR	1'54.465	<b>1'53.974</b>	<b>1'53.974</b>	2.401	0.005	18
25	<b>24 OLHAGARAY</b> Ernesto	MEX	Auto Club RC2 Valles	Auto Club RC2 Valles	Audi RS3 LMS	TCR	1'55.339	<b>1'54.223</b>	<b>1'54.223</b>	2.650	0.249	23
26	<b>10 PAOLINO</b> Federico	ITA	Paolino Federico		Audi RS3 LMS	TCR	1'55.805	<b>1'54.658</b>	<b>1'54.658</b>	3.085	0.435	21
27	<b>4 GURRIERI</b> Raffaele	ITA	Gurrieri Raffaele		Cupra Leon	TCR	2'11.671	<b>1'54.661</b>	<b>1'54.661</b>	3.088	0.003	19
28	<b>41 FERNÁNDEZ</b> Victor	ESP	Auto Club RC2 Valles	Auto Club RC2 Valles	Audi RS3 LMS	TCR	1'55.443	<b>1'54.768</b>	<b>1'54.768</b>	3.195	0.107	22
29	<b>80 BARBERI</b> Filippo	ITA	Aikoa Racing	Aikoa Racing	Audi RS3 DSG	TCDS	1'56.619	<b>1'56.150</b>	<b>1'56.150</b>	4.577	1.382	22
30	<b>48 NATALONI</b> Nello	ITA	Nataloni Nello		Audi RS3 LMS	TCR	1'59.125	<b>1'56.628</b>	<b>1'56.628</b>	5.055	0.478	21
31	<b>90 TARENTIN</b> Mauro	ITA	Trentin Mauro		Cupra Leon	TCDS	1'58.993	<b>1'58.769</b>	<b>1'58.769</b>	7.196	2.141	23
32	<b>97 TAGLIENTE</b> Vito	ITA	Tagliente Vito	Greta Racing Lucania	Volkswagen Golf	TCDS	2'01.700	<b>2'00.737</b>	<b>2'00.737</b>	9.164	1.968	23
33	<b>83 KAÇAN</b> Seda	TUR	Bitci Racing Team AMS	Bitci Racing Team AMS	Audi RS3 DSG	TCDS	2'07.991	<b>2'01.050</b>	<b>2'01.050</b>	9.477	0.313	22

Clerk of the Course : Massimiliano Ghinassi

Race Director : Gianluca Marotta

27/10/2023



# ACI Racing Weekend Imola, 28-29 Ottobre 2023

## TCR Italy - Best Sectors & Speed Prove Libere 2

**BEST LAP**

1	<b>27 VOLT</b> Ruben	Honda Civic FL5 H80	1'51.573
2	<b>18 BUTTI</b> Marco	Hvundai Elantra N	1'51.600
3	<b>72 GIROLAMI</b> Franco	Audi RS3 LMS	1'51.977
4	<b>76 COMTE</b> Aurelien	Cupra Leon Competicion	1'51.980
5	<b>9 PARK</b> Junui	Hvundai Elantra N	1'52.020
6	<b>5 POLONI</b> Matteo	Audi RS3 LMS	1'52.084
7	<b>44 IMBERTI</b> Michele	Hvundai i30 N	1'52.165
8	<b>1 LANGEVELD</b> Niels	Honda Civic FL5 H80	1'52.479
9	<b>21 GUIDA</b> Nicola	Audi RS3 LMS	1'52.730
10	<b>19 FERNÁNDEZ</b> Felipe	Audi RS3 LMS	1'52.835
11	<b>70 PARK</b> Junesung	Hvundai Elantra N	1'53.091
12	<b>68 BRIGLIADORI</b> Eric	Hvundai Elantra N	1'53.179
13	<b>3 GHERMANDI</b> Giacomo	Audi RS3 LMS	1'53.245
14	<b>2 MASSARO</b> Rodolfo	Hvundai Elantra N	1'53.258
15	<b>67 PELLEGRINI</b> Marco	Audi RS3 LMS	1'53.258
16	<b>56 BRUSA</b> Cesare	Hvundai Elantra N	1'53.261
17	<b>25 ROCCA</b> Paolo	Honda Civic FK7 H70	1'53.331
18	<b>64 LOSONCZY</b> Levente	Hvundai Elantra N	1'53.344
19	<b>12 FERNÁNDEZ</b> Rubén	Audi RS3 LMS	1'53.476
20	<b>14 JELMINI</b> Felice	Audi RS3 LMS	1'53.512
21	<b>77 PUSSIER</b> Sylvain	Cupra Leon Competicion	1'53.805
22	<b>22 NECCHI</b> Piero	Audi RS3 LMS	1'53.829
23	<b>8 BABUIN</b> Denis	Audi RS3 LMS	1'53.969
24	<b>30 BARBERINI</b> Cosimo	Cupra Leon Competicion	1'53.974
25	<b>24 OLHAGARAY</b> Ernesto	Audi RS3 LMS	1'54.223
26	<b>10 PAOLINO</b> Federico	Audi RS3 LMS	1'54.658
27	<b>4 GURRIERI</b> Raffaele	Cupra Leon	1'54.661
28	<b>41 FERNÁNDEZ</b> Victor	Audi RS3 LMS	1'54.768
29	<b>80 BARBERI</b> Filippo	Audi RS3 DSG	1'56.150
30	<b>48 NATALONI</b> Nello	Audi RS3 LMS	1'56.628
31	<b>90 TRENTIN</b> Mauro	Cupra Leon	1'58.769
32	<b>97 TAGLIENTE</b> Vito	Volkswagen Golf	2'00.737
33	<b>83 KAÇAN</b> Seda	Audi RS3 DSG	2'01.050

**SPEED**

1	<b>5 POLONI</b> Matteo	Audi RS3 LMS	244,9
2	<b>27 VOLT</b> Ruben	Honda Civic FL5 H80	243,2
3	<b>3 GHERMANDI</b> Giacomo	Audi RS3 LMS	242,2
4	<b>19 FERNÁNDEZ</b> Felipe	Audi RS3 LMS	242,2
5	<b>1 LANGEVELD</b> Niels	Honda Civic FL5 H80	241,6
6	<b>21 GUIDA</b> Nicola	Audi RS3 LMS	241,6
7	<b>8 BABUIN</b> Denis	Audi RS3 LMS	241,6
8	<b>72 GIROLAMI</b> Franco	Audi RS3 LMS	241,6
9	<b>41 FERNÁNDEZ</b> Victor	Audi RS3 LMS	241,1
10	<b>12 FERNÁNDEZ</b> Rubén	Audi RS3 LMS	241,1
11	<b>14 JELMINI</b> Felice	Audi RS3 LMS	240,0
12	<b>67 PELLEGRINI</b> Marco	Audi RS3 LMS	238,9
13	<b>18 BUTTI</b> Marco	Hvundai Elantra N	238,9
14	<b>22 NECCHI</b> Piero	Audi RS3 LMS	238,9
15	<b>64 LOSONCZY</b> Levente	Hvundai Elantra N	238,4
16	<b>10 PAOLINO</b> Federico	Audi RS3 LMS	237,9
17	<b>48 NATALONI</b> Nello	Audi RS3 LMS	237,4
18	<b>24 OLHAGARAY</b> Ernesto	Audi RS3 LMS	237,4
19	<b>2 MASSARO</b> Rodolfo	Hvundai Elantra N	236,8
20	<b>68 BRIGLIADORI</b> Eric	Hvundai Elantra N	236,3
21	<b>30 BARBERINI</b> Cosimo	Cupra Leon Competicion	235,8
22	<b>4 GURRIERI</b> Raffaele	Cupra Leon	235,3
23	<b>25 ROCCA</b> Paolo	Honda Civic FK7 H70	235,3
24	<b>76 COMTE</b> Aurelien	Cupra Leon Competicion	235,3
25	<b>70 PARK</b> Junesung	Hvundai Elantra N	235,3
26	<b>80 BARBERI</b> Filippo	Audi RS3 DSG	234,3
27	<b>9 PARK</b> Junui	Hvundai Elantra N	234,3
28	<b>56 BRUSA</b> Cesare	Hvundai Elantra N	233,8
29	<b>77 PUSSIER</b> Sylvain	Cupra Leon Competicion	233,8
30	<b>44 IMBERTI</b> Michele	Hvundai i30 N	232,8
31	<b>90 TRENTIN</b> Mauro	Cupra Leon	231,8
32	<b>83 KAÇAN</b> Seda	Audi RS3 DSG	231,3
33	<b>97 TAGLIENTE</b> Vito	Volkswagen Golf	222,2

**SEG. 1**

1	<b>27 VOLT</b> Ruben	23.384
2	<b>5 POLONI</b> Matteo	23.411
3	<b>72 GIROLAMI</b> Franco	23.434
4	<b>1 LANGEVELD</b> Niels	23.440
5	<b>18 BUTTI</b> Marco	23.475
6	<b>3 GHERMANDI</b> Giacomo	23.586
7	<b>76 COMTE</b> Aurelien	23.601
8	<b>67 PELLEGRINI</b> Marco	23.633
9	<b>9 PARK</b> Junui	23.639
10	<b>25 ROCCA</b> Paolo	23.657
11	<b>70 PARK</b> Junesung	23.689
12	<b>56 BRUSA</b> Cesare	23.690
13	<b>14 JELMINI</b> Felice	23.702
14	<b>68 BRIGLIADORI</b> Eric	23.704
15	<b>22 NECCHI</b> Piero	23.715
16	<b>21 GUIDA</b> Nicola	23.727
17	<b>8 BABUIN</b> Denis	23.762
18	<b>30 BARBERINI</b> Cosimo	23.768
19	<b>64 LOSONCZY</b> Levente	23.791
20	<b>2 MASSARO</b> Rodolfo	23.806
21	<b>19 FERNÁNDEZ</b> Felipe	23.841
22	<b>44 IMBERTI</b> Michele	23.860
23	<b>12 FERNÁNDEZ</b> Rubén	23.875
24	<b>4 GURRIERI</b> Raffaele	23.951
25	<b>77 PUSSIER</b> Sylvain	24.059
26	<b>41 FERNÁNDEZ</b> Victor	24.092
27	<b>24 OLHAGARAY</b> Ernesto	24.103
28	<b>10 PAOLINO</b> Federico	24.224
29	<b>80 BARBERI</b> Filippo	24.266
30	<b>48 NATALONI</b> Nello	24.407
31	<b>90 TRENTIN</b> Mauro	24.953
32	<b>83 KAÇAN</b> Seda	25.316
33	<b>97 TAGLIENTE</b> Vito	25.328

**SEG. 2**

1	<b>9 PARK</b> Junui	36.430
2	<b>27 VOLT</b> Ruben	36.491
3	<b>44 IMBERTI</b> Michele	36.572
4	<b>18 BUTTI</b> Marco	36.596
5	<b>76 COMTE</b> Aurelien	36.611
6	<b>1 LANGEVELD</b> Niels	36.683
7	<b>72 GIROLAMI</b> Franco	36.716
8	<b>5 POLONI</b> Matteo	36.837
9	<b>19 FERNÁNDEZ</b> Felipe	36.846
10	<b>68 BRIGLIADORI</b> Eric	36.855
11	<b>2 MASSARO</b> Rodolfo	36.911
12	<b>67 PELLEGRINI</b> Marco	36.937
13	<b>25 ROCCA</b> Paolo	36.987
14	<b>56 BRUSA</b> Cesare	36.996
15	<b>3 GHERMANDI</b> Giacomo	37.070
16	<b>12 FERNÁNDEZ</b> Rubén	37.079
17	<b>64 LOSONCZY</b> Levente	37.094
18	<b>30 BARBERINI</b> Cosimo	37.105
19	<b>70 PARK</b> Junesung	37.129
20	<b>24 OLHAGARAY</b> Ernesto	37.167
21	<b>4 GURRIERI</b> Raffaele	37.176
22	<b>14 JELMINI</b> Felice	37.193
23	<b>22 NECCHI</b> Piero	37.223
24	<b>77 PUSSIER</b> Sylvain	37.228
25	<b>41 FERNÁNDEZ</b> Victor	37.294
26	<b>8 BABUIN</b> Denis	37.504
27	<b>21 GUIDA</b> Nicola	37.638
28	<b>10 PAOLINO</b> Federico	37.926
29	<b>80 BARBERI</b> Filippo	38.201
30	<b>48 NATALONI</b> Nello	38.348
31	<b>90 TRENTIN</b> Mauro	39.027
32	<b>97 TAGLIENTE</b> Vito	39.541
33	<b>83 KAÇAN</b> Seda	39.938

**SEG. 3**

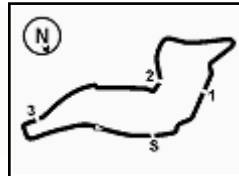
1	<b>18 BUTTI</b> Marco	31.285
2	<b>27 VOLT</b> Ruben	31.443
3	<b>5 POLONI</b> Matteo	31.509
4	<b>76 COMTE</b> Aurelien	31.550
5	<b>72 GIROLAMI</b> Franco	31.578
6	<b>44 IMBERTI</b> Michele	31.631
7	<b>9 PARK</b> Junui	31.686
8	<b>25 ROCCA</b> Paolo	31.716
9	<b>68 BRIGLIADORI</b> Eric	31.743
10	<b>1 LANGEVELD</b> Niels	31.793
11	<b>70 PARK</b> Junesung	31.810
12	<b>19 FERNÁNDEZ</b> Felipe	31.865
13	<b>3 GHERMANDI</b> Giacomo	31.882
14	<b>2 MASSARO</b> Rodolfo	31.892
15	<b>21 GUIDA</b> Nicola	31.911
16	<b>14 JELMINI</b> Felice	31.913
17	<b>64 LOSONCZY</b> Levente	32.004
18	<b>4 GURRIERI</b> Raffaele	32.006
19	<b>12 FERNÁNDEZ</b> Rubén	32.023
20	<b>24 OLHAGARAY</b> Ernesto	32.033
21	<b>30 BARBERINI</b> Cosimo	32.078
22	<b>67 PELLEGRINI</b> Marco	32.087
23	<b>10 PAOLINO</b> Federico	32.199
24	<b>56 BRUSA</b> Cesare	32.201
25	<b>77 PUSSIER</b> Sylvain	32.219
26	<b>41 FERNÁNDEZ</b> Victor	32.227
27	<b>8 BABUIN</b> Denis	32.248
28	<b>22 NECCHI</b> Piero	32.649
29	<b>80 BARBERI</b> Filippo	32.999
30	<b>48 NATALONI</b> Nello	33.116
31	<b>90 TRENTIN</b> Mauro	33.465
32	<b>97 TAGLIENTE</b> Vito	34.005
33	<b>83 KAÇAN</b> Seda	34.313

**SEG. 4**

1	<b>5 POLONI</b> Matteo	19.978
2	<b>1 LANGEVELD</b> Niels	20.054
3	<b>72 GIROLAMI</b> Franco	20.058
4	<b>27 VOLT</b> Ruben	20.091
5	<b>9 PARK</b> Junui	20.097
6	<b>44 IMBERTI</b> Michele	20.102
7	<b>18 BUTTI</b> Marco	20.152
8	<b>76 COMTE</b> Aurelien	20.157
9	<b>19 FERNÁNDEZ</b> Felipe	20.201
10	<b>67 PELLEGRINI</b> Marco	20.213
11	<b>21 GUIDA</b> Nicola	20.219
12	<b>64 LOSONCZY</b> Levente	20.226
13	<b>22 NECCHI</b> Piero	20.242
14	<b>3 GHERMANDI</b> Giacomo	20.275
15	<b>25 ROCCA</b> Paolo	20.283
16	<b>70 PARK</b> Junesung	20.293
17	<b>77 PUSSIER</b> Sylvain	20.296
18	<b>68 BRIGLIADORI</b> Eric	20.300
19	<b>56 BRUSA</b> Cesare	20.302
20	<b>8 BABUIN</b> Denis	20.306
21	<b>10 PAOLINO</b> Federico	20.309
22	<b>14 JELMINI</b> Felice	20.313
23	<b>2 MASSARO</b> Rodolfo	20.327
24	<b>12 FERNÁNDEZ</b> Rubén	20.399
25	<b>41 FERNÁNDEZ</b> Victor	20.400
26	<b>30 BARBERINI</b> Cosimo	20.405
27	<b>4 GURRIERI</b> Raffaele	20.447
28	<b>24 OLHAGARAY</b> Ernesto	20.569
29	<b>80 BARBERI</b> Filippo	20.668
30	<b>48 NATALONI</b> Nello	20.757
31	<b>90 TRENTIN</b> Mauro	21.072
32	<b>83 KAÇAN</b> Seda	21.281
33	<b>97 TAGLIENTE</b> Vito	21.415

27/10/2023





# ACI Racing Weekend Imola, 28-29 Ottobre 2023

## TCR Italy - Ideal Time Prove Libere 2

Imola Circuit 4.909 m

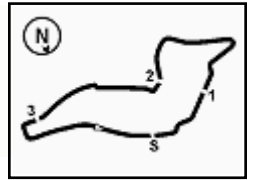
**1 / 2**

No. Driver	Car	Seg. 1 Diff. 1	Seg. 2 Diff. 2	Seg. 3 Diff. 3	Seg. 4 Diff. 4	Ideal Time			
						Best Lap	Pos.	Diff.	
1 <b>27 VOLT R.</b> (EST)	Honda Civic FL5 H80	<b>23.384</b> +0.121	36.491	31.443 +0.043	20.091	<b>1'51.409</b> 1'51.573	1	0.164	
2 <b>18 BUTTI M.</b> (ITA)	Hyundai Elantra N	23.475	36.596	<b>31.285</b>	20.152 +0.092	<b>1'51.508</b> 1'51.600	2	0.092	
3 <b>5 POLONI M.</b> (ITA)	Audi RS3 LMS	23.411	36.837 +0.150	31.509 +0.176	<b>19.978</b> +0.023	<b>1'51.735</b> 1'52.084	6	0.349	
4 <b>72 GIROLAMI F.</b> (ARG)	Audi RS3 LMS	23.434 +0.092	36.716 +0.099	31.578	20.058	<b>1'51.786</b> 1'51.977	3	0.191	
5 <b>9 PARK J.</b> (KOR)	Hyundai Elantra N	23.639 +0.168	<b>36.430</b>	31.686	20.097	<b>1'51.852</b> 1'52.020	5	0.168	
6 <b>76 COMTE A.</b> (FRA)	Cupra Leon Competicion	23.601 +0.061	36.611	31.550	20.157	<b>1'51.919</b> 1'51.980	4	0.061	
7 <b>1 LANGEVELD N.</b> (NLD)	Honda Civic FL5 H80	23.440 +0.273	36.683 +0.073	31.793	20.054 +0.163	<b>1'51.970</b> 1'52.479	8	0.509	
8 <b>44 IMBERTI M.</b> (ITA)	Hyundai i30 N	23.860	36.572	31.631	20.102	<b>1'52.165</b> 1'52.165	7		
9 <b>68 BRIGLIADORI E.</b> (ITA)	Hyundai Elantra N	23.704	36.855 +0.110	31.743	20.300 +0.467	<b>1'52.602</b> 1'53.179	12	0.577	
10 <b>25 ROCCA P.</b> (ITA)	Honda Civic FK7 H70	23.657 +0.131	36.987 +0.079	31.716 +0.401	20.283 +0.077	<b>1'52.643</b> 1'53.331	17	0.688	
11 <b>19 FERNÁNDEZ F.</b> (ESP)	Audi RS3 LMS	23.841 +0.082	36.846	31.865	20.201	<b>1'52.753</b> 1'52.835	10	0.082	
12 <b>3 GHERMANDI G.</b> (ITA)	Audi RS3 LMS	23.586 +0.054	37.070 +0.156	31.882 +0.033	20.275 +0.189	<b>1'52.813</b> 1'53.245	13	0.432	
13 <b>67 PELLEGRINI M.</b> (ITA)	Audi RS3 LMS	23.633 +0.240	36.937 +0.148	32.087	20.213	<b>1'52.870</b> 1'53.258	15	0.388	
14 <b>70 PARK J.</b> (KOR)	Hyundai Elantra N	23.689 +0.101	37.129	31.810	20.293 +0.069	<b>1'52.921</b> 1'53.091	11	0.170	
15 <b>2 MASSARO R.</b> (ITA)	Hyundai Elantra N	23.806	36.911 +0.239	31.892 +0.007	20.327 +0.076	<b>1'52.936</b> 1'53.258	14	0.322	
16 <b>64 LOSONCZY L.</b> (HUN)	Hyundai Elantra N	23.791	37.094 +0.157	32.004 +0.072	20.226	<b>1'53.115</b> 1'53.344	18	0.229	
17 <b>14 JELMINI F.</b> (ITA)	Audi RS3 LMS	23.702 +0.181	37.193 +0.164	31.913	20.313 +0.046	<b>1'53.121</b> 1'53.512	20	0.391	
18 <b>56 BRUSA C.</b> (ITA)	Hyundai Elantra N	23.690 +0.072	36.996	32.201	20.302	<b>1'53.189</b> 1'53.261	16	0.072	
19 <b>30 BARBERINI C.</b> (ITA)	Cupra Leon Competicion	23.768 +0.163	37.105	32.078 +0.455	20.405	<b>1'53.356</b> 1'53.974	24	0.618	
20 <b>12 FERNÁNDEZ R.</b> (ESP)	Audi RS3 LMS	23.875 +0.022	37.079	32.023	20.399 +0.078	<b>1'53.376</b> 1'53.476	19	0.100	
21 <b>4 GURRIERI R.</b> (ITA)	Cupra Leon	23.951 +0.035	37.176 +0.128	32.006	20.447 +0.918	<b>1'53.580</b> 1'54.661	27	1.081	
22 <b>77 PUSSIER S.</b> (FRA)	Cupra Leon Competicion	24.059 +0.003	37.228	32.219	20.296	<b>1'53.802</b> 1'53.805	21	0.003	
23 <b>8 BABUIN D.</b> (ITA)	Audi RS3 LMS	23.762 +0.149	37.504	32.248	20.306	<b>1'53.820</b> 1'53.969	23	0.149	
24 <b>22 NECCHI P.</b> (ITA)	Audi RS3 LMS	23.715	37.223	32.649	20.242	<b>1'53.829</b> 1'53.829	22		
25 <b>24 OLHAGARAY E.</b> (MEX)	Audi RS3 LMS	24.103 +0.249	37.167 +0.102	32.033	20.569	<b>1'53.872</b> 1'54.223	25	0.351	
26 <b>41 FERNÁNDEZ V.</b> (ESP)	Audi RS3 LMS	24.092 +0.185	37.294 +0.201	32.227	20.400 +0.369	<b>1'54.013</b> 1'54.768	28	0.755	
27 <b>10 PAOLINO F.</b> (ITA)	Audi RS3 LMS	24.224	37.926	32.199	20.309	<b>1'54.658</b> 1'54.658	26		
28 <b>80 BARBERI F.</b> (ITA)	Audi RS3 DSG	24.266 +0.016	38.201	32.999	20.668	<b>1'56.134</b> 1'56.150	29	0.016	
29 <b>48 NATALONI N.</b> (ITA)	Audi RS3 LMS	24.407	38.348	33.116	20.757	<b>1'56.628</b> 1'56.628	30		
30 <b>90 TARENTIN M.</b> (ITA)	Cupra Leon	24.953 +0.027	39.027 +0.027	33.465 +0.117	21.072 +0.081	<b>1'58.517</b> 1'58.769	31	0.252	
31 <b>97 TAGLIENTE V.</b> (ITA)	Volkswagen Golf	25.328 +0.201	39.541	34.005	21.415 +0.247	<b>2'00.289</b> 2'00.737	32	0.448	
32 <b>83 KAÇAN S.</b> (TUR)	Audi RS3 DSG	25.316	39.938 +0.026	34.313 +0.176	21.281	<b>2'00.848</b> 2'01.050	33	0.202	
<b>21 GUIDA N.</b> (ITA)	Audi RS3 LMS		Missing Sector						1'52.730

27/10/2023



2.4



# ACI Racing Weekend Imola, 28-29 Ottobre 2023

## TCR Italy - Ideal Time Prove Libere 2

Imola Circuit 4.909 m  
2 / 2

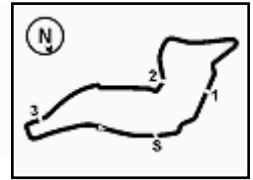
No. Driver	Car	Seg. 1	Seg. 2	Seg. 3	Seg. 4	Ideal Time		
		Diff. 1	Diff. 2	Diff. 3	Diff. 4	Best Lap	Pos.	Diff.
<b>Overall Ideal Time</b>		23.384	36.430	31.285	19.978	<b>1'51.077</b>		

27/10/2023



Powered by FICr PERUGIA TIMING





# ACI Racing Weekend Imola, 28-29 Ottobre 2023

## TCR Italy - Analisi Tempi Prove Libere 2

1 N. LANGEVELD (1'52.479)							
Lap	Seg.1	Seg.2	Seg.3	Seg.4	Lap Time	km/h	Local Time
1		45.468	39.882	22.293		111,1	13:20'42.474
2	28.454	39.816	34.935	48.743	2'31.948P	174,8	13:23'14.422
3	1'55.432	38.329	38.102	21.074	3'32.937P	142,9	13:26'47.359
4	24.046	37.029	32.053	27.366	2'00.494C	234,8	13:28'47.853
5	23.800	<b>36.683</b>	31.814	20.445	1'52.742	237,9	13:30'40.595
6	24.009	36.767	33.385	20.381	1'54.542C	239,5	13:32'35.137
7	23.604	37.960	31.976	38.776	2'12.316P	238,9	13:34'47.453
8	1'43.812	38.118	35.314	21.963	3'19.207P	152,8	13:38'06.660
9	23.713	36.756	<b>31.793</b>	20.217	<b>1'52.479</b>	237,9	13:39'59.139
10	23.538	36.832	32.034	20.226	1'52.630	240,5	13:41'51.769
11	24.476	55.254	58.779	44.632	3'03.141P	<b>241,6</b>	13:44'54.910
12	1'28.756	37.979	32.522	20.433	2'59.690P	159,1	13:47'54.600
13	<b>23.440</b>	36.771	32.270	<b>20.054</b>	1'52.535	239,5	13:49'47.135

5 M. POLONI (1'52.084)							
Lap	Seg.1	Seg.2	Seg.3	Seg.4	Lap Time	km/h	Local Time
1							13:18'48.064
2	48.163	54.110	44.942	23.454	2'50.669P	158,8	13:21'38.733
3	28.306	46.615	37.400	20.282	2'12.603	208,5	13:23'51.336
4	23.585	37.023	32.288	20.563	1'53.459		13:25'44.795
5	23.705	<b>36.837</b>	32.865	3'05.632	4'39.039CP	240,5	13:30'23.834
6	41.413	41.258	44.893	20.434	2'27.998P	167,7	13:32'51.832
7	23.765	37.100	<b>31.509</b>	<b>19.978</b>	1'52.352	241,1	13:34'44.184
8	23.531	36.932	31.435	20.167	1'52.065C	240,0	13:36'36.249
9	<b>23.411</b>	36.987	31.685	20.001	<b>1'52.084</b>	242,2	13:38'28.333
10	23.761	42.263	36.876	2'44.448	4'27.348P	242,7	13:42'55.681

2 R. MASSARO (1'53.258)							
Lap	Seg.1	Seg.2	Seg.3	Seg.4	Lap Time	km/h	Local Time
1							13:18'12.571
2	48.443	43.975	40.317	2'31.320	4'44.055P	139,0	13:22'56.626
3	40.353	39.960	35.869	22.308	2'18.490P	159,5	13:25'15.116
4	24.398	37.236	33.990	22.655	1'58.279	235,8	13:27'13.395
5	24.020	<b>36.911</b>	32.090	20.694	1'53.715C	234,8	13:29'07.110
6	24.018	37.433	36.386	<b>20.327</b>	1'58.164	<b>236,8</b>	13:31'05.274
7	23.886	37.508	32.177	20.440	1'54.011C	<b>236,8</b>	13:32'59.285
8	24.065	37.081	31.913	20.389	1'53.448	234,3	13:34'52.733
9	24.112	39.039	<b>31.892</b>	20.508	1'55.551	234,8	13:36'48.284
10	<b>23.806</b>	37.150	31.899	20.403	<b>1'53.258</b>	235,8	13:38'41.542
11	26.195	44.006	37.880	21.416	2'09.497	236,3	13:40'51.039
12	23.920	37.411	32.027	2'38.713	4'12.071P	234,8	13:45'03.110
13	38.725	40.217	33.690	21.504	2'14.136P	166,9	13:47'17.246
14	24.058	37.434	32.214	20.508	1'54.214	234,8	13:49'11.460

8 D. BABUIN (1'53.969)							
Lap	Seg.1	Seg.2	Seg.3	Seg.4	Lap Time	km/h	Local Time
1							13:18'21.785
2	45.319	40.948	40.966	2'18.045	4'25.278P	160,2	13:22'47.063
3	42.580	40.437	34.258	20.705	2'17.980P	125,7	13:25'05.043
4	24.570	37.852	35.696	20.434	1'58.552	240,0	13:27'03.595
5	23.973	37.637	32.607	20.315	1'54.532	241,1	13:28'58.127
6	23.847	37.798	32.482	20.403	1'54.530	<b>241,6</b>	13:30'52.657
7	23.911	<b>37.504</b>	<b>32.248</b>	<b>20.306</b>	<b>1'53.969</b>	240,5	13:32'46.626
8	<b>23.762</b>	37.608	33.425	6'01.976	7'36.771P	241,1	13:40'23.397
9	39.679	38.460	32.772	21.014	2'11.925P	164,9	13:42'35.322
10	43.622	1'09.226	45.551	20.661	2'59.060	121,9	13:45'34.382
11	24.055	38.031	32.692	20.640	1'55.418	237,9	13:47'29.800

9 J. PARK (1'52.020)							
Lap	Seg.1	Seg.2	Seg.3	Seg.4	Lap Time	km/h	Local Time
1							13:18'14.121
2	47.500	44.015	40.869	2'31.073	4'43.457P	143,8	13:22'57.578
3	39.645	38.085	32.595	20.676	2'11.001P	165,4	13:25'08.579
4	23.810	36.759	32.076	20.231	1'52.876	<b>234,3</b>	13:27'01.455
5	23.807	<b>36.430</b>	<b>31.686</b>	<b>20.097</b>	<b>1'52.020</b>	233,8	13:28'53.475
6	<b>23.639</b>	37.029	31.822	2'55.659	4'28.149P	<b>234,3</b>	13:33'21.624
7	53.031	36.853	31.859	20.249	2'21.992P	161,2	13:35'43.616
8	23.850	36.616	31.776	20.258	1'52.500	231,8	13:37'36.116
9	25.859	37.608	34.064	4'49.729	6'27.260P	190,8	13:44'03.376
10	1'02.088	38.941	33.967	2'48.434	5'03.430P	80,1	13:49'06.806

3 G. GHERMANDI (1'53.245)							
Lap	Seg.1	Seg.2	Seg.3	Seg.4	Lap Time	km/h	Local Time
1							13:18'40.483
2	51.028	47.791	41.234	29.959	2'50.012P	108,7	13:21'30.495
3	32.003	41.584	38.768	22.077	2'14.432	154,7	13:23'44.927
4	28.721	42.072	42.985	2'16.505	4'10.283P	197,8	13:27'55.210
5	41.228	38.934	33.402	20.718	2'14.282P	129,2	13:30'09.492
6	26.088	38.551	32.387	20.496	1'57.522	219,5	13:32'07.014
7	23.812	37.684	32.145	<b>20.275</b>	1'53.916	238,4	13:34'00.930
8	24.446	37.160	32.639	20.731	1'54.976C	240,0	13:35'55.906
9	24.007	37.373	<b>31.882</b>	20.507	1'53.769	238,9	13:37'49.675
10	23.617	38.107	32.011	20.446	1'54.181	<b>242,2</b>	13:39'43.856
11	23.640	37.226	31.915	20.464	<b>1'53.245</b>	240,0	13:41'37.101
12	<b>23.586</b>	<b>37.070</b>	56.106	2'25.745	4'22.507P	241,1	13:45'59.608

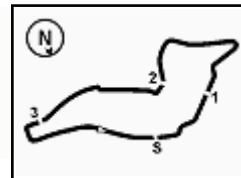
10 F. PAOLINO (1'54.658)							
Lap	Seg.1	Seg.2	Seg.3	Seg.4	Lap Time	km/h	Local Time
1							13:19'28.979
2	42.489	43.805	38.386	21.776	2'26.456P	158,6	13:21'55.435
3	25.786	39.515	36.146	22.200	2'03.647	223,6	13:23'59.082
4	24.744	38.373	32.734	20.526	1'56.377	236,3	13:25'55.459
5	24.330	38.186	32.524	20.417	1'55.457	236,8	13:27'50.916
6	25.176	40.095	34.793	22.551	2'02.615	222,7	13:29'53.531
7	24.442	39.090	33.738	1'37.481	3'14.751P	237,4	13:33'08.282
8	40.730	38.846	33.530	22.222	2'15.328P	148,1	13:35'23.610
9	24.535	39.187	35.730	2'01.714	3'41.166P	233,3	13:39'04.776
10	40.350	40.217	42.081	24.753	2'27.401P	162,7	13:41'32.177
11	24.603	39.044	57.409	37.681	2'38.737	236,3	13:44'10.914
12	45.856	39.780	35.076	22.072	2'22.784	92,5	13:46'33.698
13	<b>24.224</b>	<b>37.926</b>	<b>32.199</b>	<b>20.309</b>	<b>1'54.658</b>	<b>237,9</b>	13:48'28.356

4 R. GURRIERI (1'54.661)							
Lap	Seg.1	Seg.2	Seg.3	Seg.4	Lap Time	km/h	Local Time
1							13:18'52.728
2	46.832	51.554	38.606	23.200	2'40.192P	148,6	13:21'32.920
3	28.783	40.871	38.046	2'35.600	4'23.300P	161,9	13:25'56.220
4	41.632	41.415	34.351	20.930	2'18.328P	156,1	13:28'14.548
5	24.457	37.934	32.483	<b>20.447</b>	1'55.321	233,8	13:30'09.869
6	26.960	40.979	33.658	20.655	2'02.252	229,8	13:32'12.121
7	24.237	38.044	32.419	20.566	1'55.266C	233,8	13:34'07.387
8	24.015	<b>37.176</b>	32.299	21.219	1'54.709	233,3	13:36'02.096
9	24.021	37.988	36.698	1'27.108	3'05.815P	234,3	13:39'07.911
10	40.709	39.122	37.952	20.570	2'18.353P	163,9	13:41'26.264
11	<b>23.951</b>	37.515	58.633	37.476	2'37.575	<b>235,3</b>	13:44'03.839
12	51.412	40.278	33.430	20.899	2'26.019	91,3	13:46'29.858
13	23.986	37.304	<b>32.006</b>	21.365	<b>1'54.661</b>	<b>235,3</b>	13:48'24.519

12 R. FERNÁNDEZ (1'53.476)							
Lap	Seg.1	Seg.2	Seg.3	Seg.4	Lap Time	km/h	Local Time
1							13:18'28.563
2	46.628	43.286	35.547	1'23.248	3'28.709P	155,8	13:21'57.272
3	50.232	38.814	32.968	20.620	2'22.634P	158,1	13:24'19.906

27/10/2023 P = Pits In/Out - C = Lap Time Cancelled





Imola Circuit 4.909 m

**2 / 5**

# ACI Racing Weekend Imola, 28-29 Ottobre 2023

## TCR Italy - Analisi Tempi Prove Libere 2

4	24.521	37.667	32.441	20.432	1'55.061	235,3	13:26'14.967	5	25.395	38.043	32.352	20.572	1'56.362	232,8	13:27'34.550
5	24.257	37.733	32.257	20.430	1'54.677	238,4	13:28'09.644	6	24.195	37.951	32.265	20.436	1'54.847	<b>241,6</b>	13:29'29.397
6	24.181	37.713	32.503	20.495	1'54.892	238,4	13:30'04.536	7	24.030	<b>37.638</b>	<b>31.911</b>	<b>20.219</b>	1'53.798	237,9	13:31'23.195
7	24.039	37.520	32.211	20.500	1'54.270	237,4	13:31'58.806	8	24.912	40.130	34.903	2'16.492	3'56.437P	240,0	13:35'19.632
8	24.751	39.173	32.908	2'21.471	3'58.303P	238,9	13:35'57.109	9	44.029	44.196	38.875	21.197	2'28.297P	140,4	13:37'47.929
9	43.478	40.176	33.470	20.746	2'17.870P	121,9	13:38'14.979	10	24.445	40.723	33.544	20.584	1'59.296	238,4	13:39'47.225
10	24.226	37.728	32.889	20.669	1'55.512	238,4	13:40'10.491	11	23.806			20.317	<b>1'52.730</b>	239,5	13:41'39.955
11	23.897	<b>37.079</b>	<b>32.023</b>	20.477	<b>1'53.476</b>	238,9	13:42'03.967	12	23.806	38.331	59.426	41.784	2'43.347	241,1	13:44'23.302
12	<b>23.875</b>	55.295	1'00.967	33.830	2'53.967	<b>241,1</b>	13:44'57.934	13	47.991	39.983	34.164	20.765	2'22.903	77,1	13:46'46.205
13	27.594	42.314	33.701	21.011	2'04.620	203,4	13:47'02.554	14	<b>23.727</b>			20.242	1'52.944	240,0	13:48'39.149
14	23.963	37.211	32.056	<b>20.399</b>	1'53.629	238,9	13:48'56.183								

14 F. JELMINI (1'53.512)								22 P. NECCHI (1'53.829)							
Lap	Seg.1	Seg.2	Seg.3	Seg.4	Lap Time	km/h	Local Time	Lap	Seg.1	Seg.2	Seg.3	Seg.4	Lap Time	km/h	Local Time
1							13:18'04.432	1							13:18'56.770
2	52.673	44.986	40.057	23.255	2'40.971P	113,9	13:20'45.403	2	47.258	50.225	42.435	23.793	2'43.711P	143,6	13:21'40.481
3	28.210	41.962	39.878	24.153	2'14.203	193,9	13:22'59.606	3	28.507	45.692	39.400	2'34.964	4'28.563P	196,4	13:26'09.044
4	29.506	39.822	34.635	40.330	2'24.293P	177,6	13:25'23.899	4	49.263	43.441	35.312	21.223	2'29.239P	104,6	13:28'38.283
5					1'33.535P		13:26'57.434	5	24.370	40.015	33.117	20.609	1'58.111	236,8	13:30'36.394
6	41.743	37.800	32.616	21.105	2'13.264P	160,7	13:29'10.698	6	24.981	38.745	32.971	20.849	1'57.546	233,3	13:32'33.940
7	23.883	37.357	<b>31.913</b>	20.359	<b>1'53.512</b>	<b>240,0</b>	13:31'04.210	7	24.336	39.074	34.040	20.594	1'58.044C	234,3	13:34'31.984
8	23.911	<b>37.193</b>	32.436	38.323	2'11.863P	<b>240,0</b>	13:33'16.073	8	24.066	37.514	33.311	20.482	1'55.373	238,4	13:36'27.357
9	2'01.453	41.792	35.424	20.404	3'39.073P	153,6	13:36'55.146	9	23.934	37.510	33.003	1'56.646	3'31.093CP	236,3	13:39'58.450
10	23.776	46.923	35.679	<b>20.313</b>	2'06.691	238,4	13:39'01.837	10	41.303	39.109	38.324	20.540	2'19.276P	137,2	13:42'17.726
11	<b>23.702</b>	37.210	42.409	2'54.320	4'37.641P	239,5	13:43'39.478	11	28.494	1'08.377	59.549	20.594	2'57.014	<b>238,9</b>	13:45'14.740
12	1'06.041	46.532	35.875	20.771	2'49.219P	96,3	13:46'28.697	12	23.965	37.314	32.862	20.150	1'54.291C	237,4	13:47'09.031
								13	<b>23.715</b>	<b>37.223</b>	<b>32.649</b>	<b>20.242</b>	<b>1'53.829</b>	238,4	13:49'02.860

18 M. BUTTI (1'51.600)								24 E. OLHAGARAY (1'54.223)							
Lap	Seg.1	Seg.2	Seg.3	Seg.4	Lap Time	km/h	Local Time	Lap	Seg.1	Seg.2	Seg.3	Seg.4	Lap Time	km/h	Local Time
1							13:18'06.226	1							13:18'37.737
2	52.064	44.470	40.261	2'07.671	4'24.466P	149,6	13:22'30.692	2	46.240	45.371	41.142	23.458	2'36.211P	140,6	13:21'13.948
3	39.667	39.468	39.340	20.517	2'18.992P	162,7	13:24'49.684	3	25.814	39.420	37.802	22.119	2'05.155	216,9	13:23'19.103
4	23.952	36.835	31.390	20.157	1'52.334	233,8	13:26'42.018	4	25.140	38.170	33.151	23.156	1'59.617	234,3	13:25'18.720
5	23.547	36.851	31.799	20.820	1'53.017C	236,3	13:28'35.035	5	24.905	37.921	33.778	20.934	1'57.538	233,3	13:27'16.258
6	23.566	36.688	31.589	4'13.048	5'44.891CP	236,8	13:34'19.926	6	25.087	44.875	33.944	20.730	2'04.636	227,8	13:29'20.894
7	1'03.517	43.054	43.712	21.035	2'51.318P	162,2	13:37'11.244	7	24.502	37.993	34.264	41.087	2'17.846P	233,8	13:31'38.740
8	23.678	36.967	31.518	20.354	1'52.517C	233,3	13:39'03.761	8	1'02.414	37.942	32.569	2'53.957	5'06.882P	164,9	13:36'45.622
9	23.584	36.797	31.396	20.441	1'52.218C	236,8	13:40'55.979	9	41.672	41.894	33.961	22.044	2'19.571P	139,7	13:39'05.193
10	24.096	38.156	52.591	2'02.790	3'57.633P	<b>238,9</b>	13:44'53.612	10	<b>24.103</b>	37.435	32.879	20.683	1'55.100	236,3	13:31'00.293
11	40.737	51.646	37.229	<b>20.152</b>	2'29.764P	162,9	13:47'23.376	11	25.030	37.296	32.193	22.238	1'56.757	206,9	13:42'57.050
12	<b>23.475</b>	<b>36.596</b>	<b>31.285</b>	20.244	<b>1'51.600</b>	235,8	13:49'14.976	12	42.596	1'16.053	43.731	23.257	3'05.637	131,1	13:46'02.687
								13	24.352	37.269	<b>32.033</b>	<b>20.569</b>	<b>1'54.223</b>	233,3	13:47'56.910

19 F. FERNÁNDEZ (1'52.835)								25 P. ROCCA (1'53.331)							
Lap	Seg.1	Seg.2	Seg.3	Seg.4	Lap Time	km/h	Local Time	Lap	Seg.1	Seg.2	Seg.3	Seg.4	Lap Time	km/h	Local Time
1							13:18'31.122	1							13:20'43.039
2	47.206	43.830	37.048	21.315	2'29.399P	143,2	13:21'00.521	2	28.743	39.968	35.014	38.978	2'22.703P	155,2	13:23'05.742
3	25.052	38.630	35.621	21.642	2'00.945	225,5	13:23'01.466	3	1'53.058	41.254	33.479	20.515	3'28.306P	162,2	13:26'34.048
4	24.867	37.576	33.111	20.211	1'55.765	216,9	13:24'57.231	4	24.482	37.911	32.351	20.333	1'55.077	233,8	13:28'29.125
5	24.107	37.230	32.012	20.207	1'53.556	240,0	13:26'50.787	5	23.788	37.066	32.117	20.360	<b>1'53.331</b>	232,8	13:30'22.456
6	23.923	<b>36.846</b>	<b>31.865</b>	<b>20.201</b>	<b>1'52.835</b>	238,4	13:28'43.622	6	23.977	37.005	<b>31.716</b>	20.828	1'53.526	231,8	13:32'15.982
7	24.899	44.283	37.181	2'36.633	4'22.996P	236,3	13:33'06.618	7	24.460	37.058	31.795	20.405	1'53.718	232,8	13:34'09.700
8	40.950	38.724	33.431	20.429	2'13.534P	137,6	13:35'20.152	8	23.720	<b>36.987</b>	31.824	21.346	1'53.877	232,8	13:36'03.577
9	24.021	37.374	32.137	20.277	1'53.809	237,9	13:37'13.961	9	23.904	37.411	32.359	37.989	2'11.663P	233,8	13:38'15.240
10	24.046	37.216	31.938	20.271	1'53.471	237,4	13:39'07.432	10	2'15.194	37.724	32.036	20.311	3'45.265P	163,9	13:42'00.505
11	23.929	37.034	31.885	20.243	1'53.091	239,5	13:41'00.523	11	<b>23.657</b>	53.537	1'01.932	36.356	2'55.482	<b>235,3</b>	13:44'55.987
12	<b>23.841</b>	41.437	42.915	6'26.317	8'14.510P	<b>242,2</b>	13:49'15.033	12	25.392	37.534	32.130	20.370	1'55.426	212,2	13:46'51.413
								13	23.856	37.334	31.888	<b>20.283</b>	1'53.361	234,8	13:48'44.774

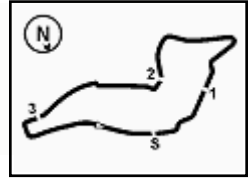
21 N. GUIDA (1'52.730)								27 R. VOLT (1'51.573)							
Lap	Seg.1	Seg.2	Seg.3	Seg.4	Lap Time	km/h	Local Time	Lap	Seg.1	Seg.2	Seg.3	Seg.4	Lap Time	km/h	Local Time
1							13:18'54.325	1							13:18'19.775
2	47.423	47.914	38.939	22.624	2'36.900P	155,0	13:21'31.225	2	46.455	41.177	40.790	21.456	2'29.878P	161,0	13:20'49.653
3	27.566	41.315	39.518	21.828	2'10.227	200,0	13:23'41.452								
4	24.710	38.686	32.623	20.717	1'56.736	234,3	13:25'38.188								

27/10/2023 P = Pits In/Out - C = Lap Time Cancelled





2.5



ACI Racing Weekend Imola, 28-29 Ottobre 2023
TCR Italy - Analisi Tempi Prove Libere 2

Imola Circuit 4.909 m

3 / 5

Table with 13 columns and 13 rows showing lap times and km/h for various drivers including 30 C. BARBERINI, 56 C. BRUSA, 41 V. FERNÁNDEZ, 44 M. IMBERTI, 48 N. NATALONI, 64 L. LOSONCZY, 67 M. PELLEGRINI, and 68 E. BRIGLIADORI.

Table for driver 30 C. BARBERINI (1'53.974) showing lap times and km/h for laps 1-11.

Table for driver 41 V. FERNÁNDEZ (1'54.768) showing lap times and km/h for laps 1-12.

Table for driver 44 M. IMBERTI (1'52.165) showing lap times and km/h for laps 1-13.

Table for driver 48 N. NATALONI (1'56.628) showing lap times and km/h for laps 1-4.

27/10/2023 P = Pits In/Out - C = Lap Time Cancelled

Table for driver 56 C. BRUSA (1'53.261) showing lap times and km/h for laps 1-10.

Table for driver 64 L. LOSONCZY (1'53.344) showing lap times and km/h for laps 1-11.

Table for driver 67 M. PELLEGRINI (1'53.258) showing lap times and km/h for laps 1-13.

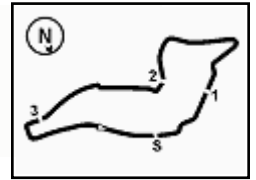
Table for driver 68 E. BRIGLIADORI (1'53.179) showing lap times and km/h for laps 1-7.



Powered by FICr PERUGIA TIMING





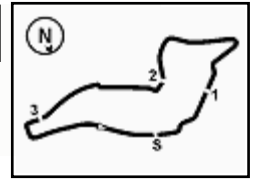


Imola Circuit 4.909 m

**ACI Racing Weekend Imola, 28-29 Ottobre 2023**  
**TCR Italy - Analisi Tempi Prove Libere 2**

11	25.761	40.057	34.169	21.514	2'01.501	219,1	13:41'51.893
12	25.669	56.757	1'01.201	1'11.712	3'35.339P	210,1	13:45'27.232
13	42.438	39.994	34.617	21.966	2'19.015P	127,5	13:47'46.247
14	<b>25.328</b>	40.026	34.337	21.556	2'01.247	<b>222,2</b>	13:49'47.494





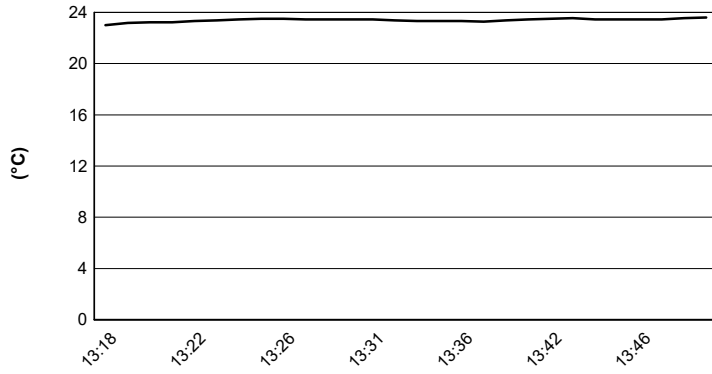
Imola Circuit 4.909 m

# ACI Racing Weekend Imola, 28-29 Ottobre 2023

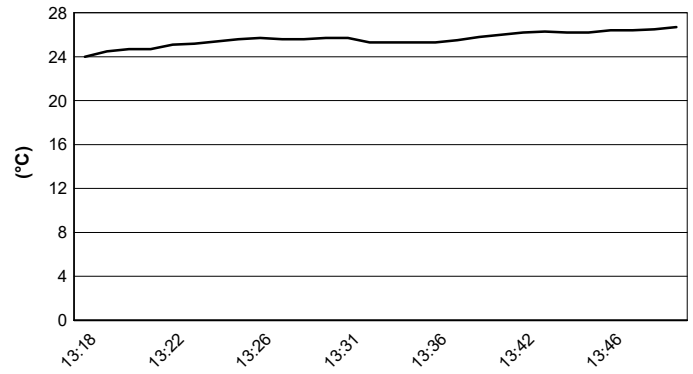
## TCR Italy - Meteo Prove Libere 2

Session started 13:18 - Session ended 13:50

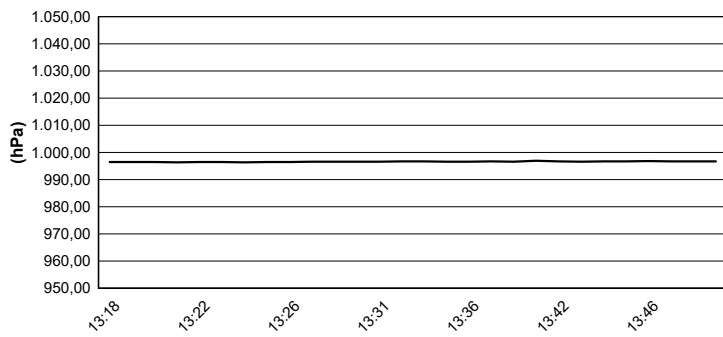
### Air Temperature



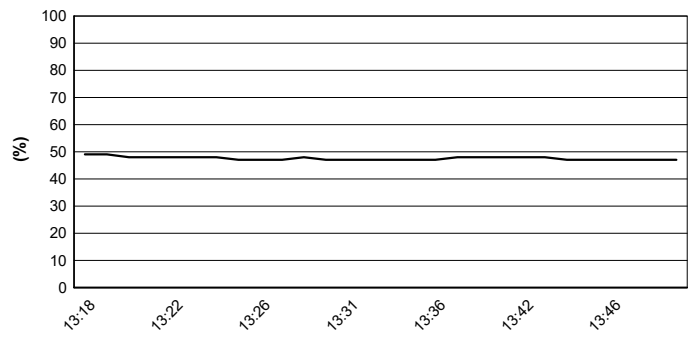
### Track Temperature



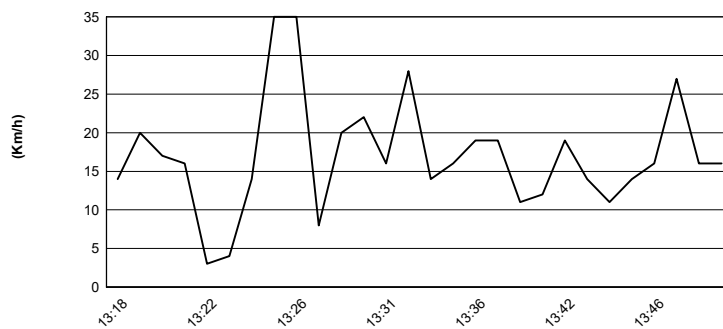
### Air Pressure



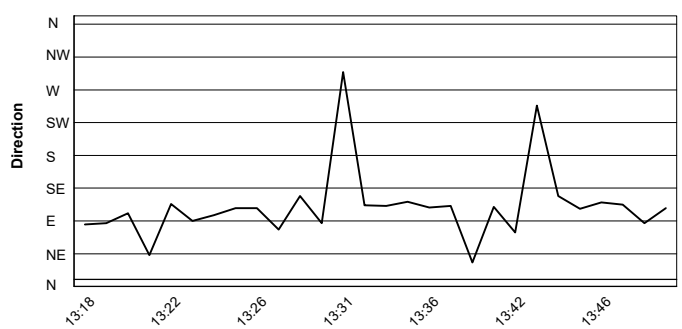
### Humidity



### Wind Speed



### Wind Direction



27/10/2023

