

ACI Racing Weekend Imola, 28-29 Ottobre 2023

TCR Italy - Classifica Qualifiche

Imola Circuit 4.909 m

1 / 2

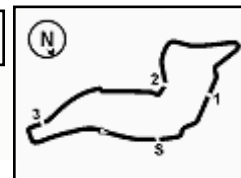
No. Driver	Nat	Entrant	Team	Car	Class	Time	Gap	Rel.	Laps	
1	27 VOLT	Ruben	EST ALM Motorsport	ALM Motorsport	Honda Civic FL5 H80	TCR	1'50.701			11
2	5 POLONI	Matteo	ITA Poloni Matteo		Audi RS3 LMS	TCR	1'50.800	0.099	0.099	11
3	72 GIROLAMI	Franco	ARG Aikoa Racing	Aikoa Racing	Audi RS3 LMS	TCR	1'50.981	0.280	0.181	11
4	1 LANGEVELD	Niels	NLD MM Motorsport	MM Motorsport	Honda Civic FL5 H80	TCR	1'50.986	0.285	0.005	12
5	9 PARK	Junui	KOR Solite Indigo Racing	Target Competition	Hyundai Elantra N	TCR	1'51.059	0.358	0.073	11
6	18 BUTTI	Marco	ITA Target Competition	Target Competition	Hyundai Elantra N	TCR	1'51.098	0.397	0.039	11
7	14 JELMINI	Felice	ITA Jelmini Felice	PMA Motorsport	Audi RS3 LMS	TCR	1'51.181	0.480	0.083	12
8	76 COMTE	Aurelien	FRA Comte Aurelien	SP Competition	Cupra Leon Competicion	TCR	1'51.528	0.827	0.347	11
9	25 ROCCA	Paolo	ITA Rocca Paolo	MM Motorsport	Honda Civic FK7 H70	TCR	1'51.613	0.912	0.085	11
10	2 MASSARO	Rodolfo	ITA Target Competition	Target Competition	Hyundai Elantra N	TCR	1'51.775	1.074	0.162	11
11	44 IMBERTI	Michele	ITA Imberti Michele		Hyundai i30 N	TCR	1'52.132	1.431	0.357	11
12	70 PARK	Junesung	KOR Solite Indigo Racing	Target Competition	Hyundai Elantra N	TCR	1'52.166	1.465	0.034	11
13	68 BRIGLIADORI	Eric	ITA Aggressive Team Italia	Aggressive Team Italia	Hyundai Elantra N	TCR	1'52.339	1.638	0.173	12
14	19 FERNÁNDEZ	Felipe	ESP Auto Club RC2 Valles	Auto Club RC2 Valles	Audi RS3 LMS	TCR	1'52.349	1.648	0.010	12
15	8 BABUIN	Denis	ITA Babuin Denis		Audi RS3 LMS	TCR	1'52.375	1.674	0.026	11
16	12 FERNÁNDEZ	Rubén	ESP Auto Club RC2 Valles	Auto Club RC2 Valles	Audi RS3 LMS	TCR	1'52.429	1.728	0.054	12
17	64 LOSONCZY	Levente	HUN Aggressive Team Italia	Aggressive Team Italia	Hyundai Elantra N	TCR	1'52.607	1.906	0.178	12
18	67 PELLEGRINI	Marco	ITA Pellegrini Marco	Pinetti Motorsport	Audi RS3 LMS	TCR	1'52.860	2.159	0.253	12
19	3 GHERMANDI	Giacomo	ITA LEMA Racing	LEMA Racing	Audi RS3 LMS	TCR	1'53.094	2.393	0.234	11
20	30 BARBERINI	Cosimo	ITA Barberini Cosimo		Cupra Leon Competicion	TCR	1'53.263	2.562	0.169	11
21	77 PUSSIER	Sylvain	FRA Pussier Sylvain	SP Competition	Cupra Leon Competicion	TCR	1'53.390	2.689	0.127	11
22	56 BRUSA	Cesare	ITA Target Competition	Target Competition	Hyundai Elantra N	TCR	1'53.443	2.742	0.053	3
23	4 GURRIERI	Raffaele	ITA Gurrieri Raffaele		Cupra Leon	TCR	1'53.646	2.945	0.203	10
24	41 FERNÁNDEZ	Victor	ESP Auto Club RC2 Valles	Auto Club RC2 Valles	Audi RS3 LMS	TCR	1'53.784	3.083	0.138	12
25	24 OLHAGARAY	Ernesto	MEX Auto Club RC2 Valles	Auto Club RC2 Valles	Audi RS3 LMS	TCR	1'54.510	3.809	0.726	10
26	22 NECCHI	Piero	ITA Necchi Piero		Audi RS3 LMS	TCR	1'54.968	4.267	0.458	10
27	10 PAOLINO	Federico	ITA Paolino Federico		Audi RS3 LMS	TCR	1'55.389	4.688	0.421	9
28	80 BARBERI	Filippo	ITA Aikoa Racing	Aikoa Racing	Audi RS3 DSG	TCDS	1'55.726	5.025	0.337	9
29	48 NATALONI	Nello	ITA Nataloni Nello		Audi RS3 LMS	TCR	1'57.383	6.682	1.657	12
30	90 TRENTIN	Mauro	ITA Trentin Mauro		Cupra Leon	TCDS	1'57.758	7.057	0.375	10
31	21 GUIDA	Nicola	ITA Guida Nicola		Audi RS3 LMS	TCR	1'58.959	8.258	1.201	11
32	97 TAGLIENTE	Vito	ITA Tagliente Vito	Greta Racing Lucania	Volkswagen Golf	TCDS	1'59.398	8.697	0.439	11
33	83 KAÇAN	Seda	TUR Bitci Racing Team AMS	Bitci Racing Team AMS	Audi RS3 DSG	TCDS	2'00.244	9.543	0.846	8

Qualifying Lap Time (117% of 1'50.827): 2'09.668

Humidity:	55%	AIR	19°C
Condition:	DRY	Track	15°C

Stewards : Franco Leoni Marco Michelini Nicola Cadei

 Start 28/10/2023 08:30
 End 09:05



ACI Racing Weekend Imola, 28-29 Ottobre 2023
TCR Italy - Classifica Qualifiche
Penalty and Infringement

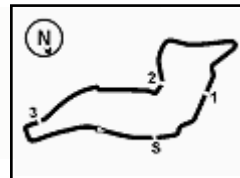
08.37	76	A. COMTE	Time Deleted (1'52.336) - Exceeded Track Limits - Turn 15
08.39	2	R. MASSARO	Time Deleted (1'53.914) - Exceeded Track Limits - Turn 15
08.40	19	F. FERNÁNDEZ	Time Deleted (1'52.709) - Exceeded Track Limits - Turn 14
08.41	10	F. PAOLINO	Time Deleted (1'56.363) - Exceeded Track Limits - Turn 13
08.42	25	P. ROCCA	Time Deleted (1'52.484) - Exceeded Track Limits - Turn 15
08.43	5	M. POLONI	Time Deleted (1'52.535) - Exceeded Track Limits - Turn 15
08.43	44	M. IMBERTI	Time Deleted (1'52.490) - Exceeded Track Limits - Turn 10
08.45	3	G. GHERMANDI	Time Deleted (1'53.566) - Exceeded Track Limits - Turn 13
08.45	25	P. ROCCA	Time Deleted (1'51.911) - Exceeded Track Limits - Turn 10
08.45	64	L. LOSONCZY	Time Deleted (1'53.753) - Exceeded Track Limits - Turn 14
08.48	67	M. PELLEGRINI	Time Deleted (1'52.882) - Exceeded Track Limits - Turn 10
08.48	21	N. GUIDA	Time Deleted (1'53.532) - Exceeded Track Limits - Turn 15
08.49	70	J. PARK	Time Deleted (1'52.082) - Exceeded Track Limits - Turn 15
08.58	25	P. ROCCA	Time Deleted (1'51.537) - Exceeded Track Limits - Turn 10
08.58	1	N. LANGEVELD	Time Deleted (1'51.604) - Exceeded Track Limits - Turn 10
08.58	9	J. PARK	Time Deleted (1'53.341) - Exceeded Track Limits - Turn 13

Fastest Laps Sequence

No.	Entrant	Nat	Team	Car	Local Time	Time	Gap	Avg
1	N. LANGEVELD	NLD	MM Motorsport	Honda Civic FL5 H80	08:34'26.704	1'54.627		154,173
18	M. BUTTI	ITA	Target Competition	Hyundai Elantra N	08:34'48.843	1'53.449	-1.178	155,774
1	N. LANGEVELD	NLD	MM Motorsport	Honda Civic FL5 H80	08:36'19.741	1'53.037	-0.412	156,342
18	M. BUTTI	ITA	Target Competition	Hyundai Elantra N	08:36'41.238	1'52.395	-0.642	157,235
27	R. VOLT	EST	ALM Motorsport	Honda Civic FL5 H80	08:36'50.396	1'52.125	-0.270	157,613
72	F. GIROLAMI	ARG	Aikoa Racing	Audi RS3 LMS	08:37'37.599	1'52.123	-0.002	157,616
72	F. GIROLAMI	ARG	Aikoa Racing	Audi RS3 LMS	08:39'29.249	1'51.650	-0.473	158,284
1	N. LANGEVELD	NLD	MM Motorsport	Honda Civic FL5 H80	08:44'05.657	1'51.300	-0.350	158,782
18	M. BUTTI	ITA	Target Competition	Hyundai Elantra N	08:45'23.178	1'51.098	-0.202	159,070
1	N. LANGEVELD	NLD	MM Motorsport	Honda Civic FL5 H80	08:45'56.643	1'50.986	-0.112	159,231
27	R. VOLT	EST	ALM Motorsport	Honda Civic FL5 H80	08:48'26.399	1'50.701	-0.285	159,641

Stewards : Franco Leoni Marco Michelini Nicola Cadei

 Start 08:30 End 09:05
 28/10/2023



ACI Racing Weekend Imola, 28-29 Ottobre 2023

TCR Italy - Ideal Time Qualifiche

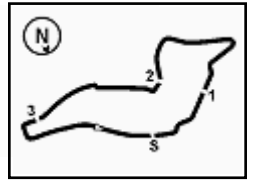
 Imola Circuit 4.909 m
1 / 2

No. Driver	Car	Seg. 1 Diff. 1	Seg. 2 Diff. 2	Seg. 3 Diff. 3	Seg. 4 Diff. 4	Ideal Time		
						Best Lap	Pos.	Diff.
1 1 LANGEVELD N. (NLD)	Honda Civic FL5 H80	23.159 +0.054	36.182 +0.239	31.559 +0.048	19.745	1'50.645 1'50.986	4	0.341
2 27 VOLT R. (EST)	Honda Civic FL5 H80	23.100	36.362	31.384	19.855	1'50.701 1'50.701	1	
3 5 POLONI M. (ITA)	Audi RS3 LMS	23.203 +0.069	36.443	31.307	19.778	1'50.731 1'50.800	2	0.069
4 18 BUTTI M. (ITA)	Hyundai Elantra N	23.459 +0.244	36.441	31.127	19.827	1'50.854 1'51.098	6	0.244
5 72 GIROLAMI F. (ARG)	Audi RS3 LMS	23.252 +0.048	36.402	31.487	19.792	1'50.933 1'50.981	3	0.048
6 9 PARK J. (KOR)	Hyundai Elantra N	23.363 +0.046	36.368 +0.011	31.383	19.880 +0.008	1'50.994 1'51.059	5	0.065
7 2 MASSARO R. (ITA)	Hyundai Elantra N	23.250 +0.527	36.629 +0.237	31.157	19.975	1'51.011 1'51.775	10	0.764
8 14 JELMINI F. (ITA)	Audi RS3 LMS	23.363 +0.037	36.344	31.444	19.993	1'51.144 1'51.181	7	0.037
9 76 COMTE A. (FRA)	Cupra Leon Competicion	23.438	36.407	31.658 +0.037	19.988	1'51.491 1'51.528	8	0.037
10 25 ROCCA P. (ITA)	Honda Civic FK7 H70	23.341 +0.008	36.507 +0.087	31.772 +0.021	19.877	1'51.497 1'51.613	9	0.116
11 70 PARK J. (KOR)	Hyundai Elantra N	23.483 +0.089	36.682 +0.213	31.658 +0.058	19.949 +0.034	1'51.772 1'52.166	12	0.394
12 68 BRIGLIADORI E. (ITA)	Hyundai Elantra N	23.601 +0.209	36.677 +0.127	31.586	20.053 +0.086	1'51.917 1'52.339	13	0.422
13 44 IMBERTI M. (ITA)	Hyundai i30 N	23.538 +0.062	36.670 +0.124	31.736	20.002	1'51.946 1'52.132	11	0.186
14 12 FERNÁNDEZ R. (ESP)	Audi RS3 LMS	23.282 +0.410	36.894	31.814	20.029	1'52.019 1'52.429	16	0.410
15 8 BABUIN D. (ITA)	Audi RS3 LMS	23.526 +0.129	37.031	31.776 +0.001	19.912	1'52.245 1'52.375	15	0.130
16 19 FERNÁNDEZ F. (ESP)	Audi RS3 LMS	23.489	36.886	31.932 +0.050	19.992	1'52.299 1'52.349	14	0.050
17 64 LOSONCZY L. (HUN)	Hyundai Elantra N	23.636	36.717 +0.238	31.817	20.143 +0.056	1'52.313 1'52.607	17	0.294
18 67 PELLEGRINI M. (ITA)	Audi RS3 LMS	23.596	37.031 +0.056	32.082 +0.035	20.060	1'52.769 1'52.860	18	0.091
19 30 BARBERINI C. (ITA)	Cupra Leon Competicion	23.771	37.040	31.808 +0.432	20.186 +0.026	1'52.805 1'53.263	20	0.458
20 3 GHERMANDI G. (ITA)	Audi RS3 LMS	23.600 +0.036	37.312	32.092	20.054	1'53.058 1'53.094	19	0.036
21 56 BRUSA C. (ITA)	Hyundai Elantra N	23.724 +0.105	37.164 +0.184	31.921	20.277 +0.068	1'53.086 1'53.443	22	0.357
22 77 PUSSIER S. (FRA)	Cupra Leon Competicion	23.620	37.329	32.081 +0.150	20.169 +0.041	1'53.199 1'53.390	21	0.191
23 4 GURRIERI R. (ITA)	Cupra Leon	23.854 +0.170	37.383	31.850	20.265 +0.124	1'53.352 1'53.646	23	0.294
24 41 FERNÁNDEZ V. (ESP)	Audi RS3 LMS	23.696 +0.216	37.438	32.092 +0.162	20.180	1'53.406 1'53.784	24	0.378
25 21 GUIDA N. (ITA)	Audi RS3 LMS	23.695 +1.608	37.483 +2.120	31.858 +1.444	20.426 +0.325	1'53.462 1'58.959	31	5.497
26 24 OLHAGARAY E. (MEX)	Audi RS3 LMS	24.113	37.164 +0.488	32.385	20.327 +0.033	1'53.989 1'54.510	25	0.521
27 22 NECCHI P. (ITA)	Audi RS3 LMS	23.547 +0.375	37.272 +0.183	32.925 +0.239	20.298 +0.129	1'54.042 1'54.968	26	0.926
28 10 PAOLINO F. (ITA)	Audi RS3 LMS	23.923 +0.288	38.011 +0.161	32.721	20.285	1'54.940 1'55.389	27	0.449
29 80 BARBERI F. (ITA)	Audi RS3 DSG	24.055	37.669 +0.313	32.831 +0.373	20.485	1'55.040 1'55.726	28	0.686
30 48 NATALONI N. (ITA)	Audi RS3 LMS	24.594 +0.171	38.264 +0.571	33.103	20.680	1'56.641 1'57.383	29	0.742
31 90 TRENTIN M. (ITA)	Cupra Leon	24.728 +0.140	38.902	33.142	20.846	1'57.618 1'57.758	30	0.140
32 97 TAGLIENTE V. (ITA)	Volkswagen Golf	24.892 +0.003	38.868 +0.382	34.057	20.830 +0.366	1'58.647 1'59.398	32	0.751
33 83 KAÇAN S. (TUR)	Audi RS3 DSG	24.906	39.456 +0.177	34.428	21.101 +0.176	1'59.891 2'00.244	33	0.353

28/10/2023



3.3



ACI Racing Weekend Imola, 28-29 Ottobre 2023

TCR Italy - Ideal Time Qualifiche

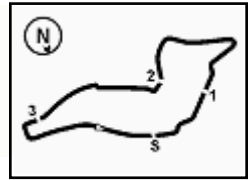
Imola Circuit 4.909 m
2 / 2

No. Driver	Car	Seg. 1	Seg. 2	Seg. 3	Seg. 4	Ideal Time		
		Diff. 1	Diff. 2	Diff. 3	Diff. 4	Best Lap	Pos.	Diff.
Overall Ideal Time		23.100	36.182	31.127	19.745	1'50.154		

28/10/2023



Powered by FICr PERUGIA TIMING



Imola Circuit 4.909 m

1 / 4
1 N. LANGEVELD (1'50.986)

Lap	Seg.1	Seg.2	Seg.3	Seg.4	Lap Time	km/h	Local Time
1		43.396	37.917	21.108		153,8	8:32'32.077
2	24.367	37.485	32.544	20.231	1'54.627	246,0	8:34'26.704
3	23.802	36.957	31.890	20.388	1'53.037	243,8	8:36'19.741
4	23.670	36.787	31.680	36.556	2'08.693P	244,9	8:38'28.434
5	2'08.913	39.914	36.925	20.171	3'45.923P	155,4	8:42'14.357
6	23.529	36.419	31.559	19.793	1'51.300	244,3	8:44'05.657
7	23.213	36.421	31.607	19.745	1'50.986	251,2	8:45'56.643
8	23.159	36.377	32.177	38.405	2'10.118P	252,3	8:48'06.761
9	1'37.789	39.194	33.020	20.235	3'10.238P	153,6	8:51'16.999
10	31.780	1'01.557	47.564	1'12.370	3'33.271P	242,7	8:54'50.270
11	55.141	39.237	40.798	20.269	2'35.445P	168,5	8:57'25.715
12	23.389	36.649	31.514	20.052	1'51.604C	244,9	8:59'17.319
13	23.288	36.182	31.884	19.837	1'51.191	247,7	9:01'08.510

1							8:30'44.521
2	45.056	46.392	39.581	3'00.885	5'11.914P	158,1	8:35'56.435
3	41.704	45.604	34.325	20.766	2'22.399P	165,4	8:38'18.834
4	24.022	37.493	32.056	20.069	1'53.640	244,3	8:40'12.474
5	24.013	37.161	31.740	20.069	1'52.983	250,6	8:42'05.457
6	23.563	36.819	32.028	20.125	1'52.535C	245,5	8:43'57.992
7	23.659	36.882	31.817	20.032	1'52.390	244,9	8:45'50.382
8	23.385	36.638	31.834	19.980	1'51.837	247,1	8:47'42.219
9	23.781	37.948	32.197	2'06.033	3'39.959P	244,3	8:51'22.178
10	4'09.793	43.634	34.766	20.258	5'48.451P	162,7	8:57'10.629
11	23.583	36.725	31.748	19.861	1'51.917	243,2	8:59'02.546
12	23.272	36.443	31.307	19.778	1'50.800	246,0	9:00'53.346

8 D. BABUIN (1'52.375)

Lap	Seg.1	Seg.2	Seg.3	Seg.4	Lap Time	km/h	Local Time
1							8:30'20.201
2	48.641	49.383	43.534	2'59.713	5'21.271P	151,5	8:35'41.472
3	41.130	41.434	34.407	20.730	2'17.701P	161,9	8:37'59.173
4	24.633	39.794	33.023	20.241	1'57.691	238,9	8:39'56.864
5	23.799	37.171	32.324	20.205	1'53.499	242,7	8:41'50.363
6	23.655	37.031	31.777	19.912	1'52.375	241,6	8:43'42.738
7	25.576	39.911	36.803	2'14.071	3'56.361P	242,7	8:47'39.099
8	42.359	45.281	39.738	21.856	2'29.234P	159,1	8:50'08.333
9	24.375	37.866	48.218	2'58.656	4'49.115P	238,4	8:54'57.448
10	46.570	38.816	32.450	22.936	2'20.772P	162,2	8:57'18.220
11	23.526	37.342	32.501	20.125	1'53.494	244,9	8:59'11.714
12	23.588	37.150	31.776	20.038	1'52.552	242,7	9:01'04.266

9 J. PARK (1'51.059)

Lap	Seg.1	Seg.2	Seg.3	Seg.4	Lap Time	km/h	Local Time
1							8:30'10.307
2	48.622	43.016	36.762	2'18.666	4'27.066P	155,4	8:34'37.373
3	40.781	38.074	32.665	20.318	2'11.838P	155,8	8:36'49.211
4	23.912	36.574	33.076	19.925	1'53.487	234,3	8:38'42.698
5	23.363	37.874	33.621	1'52.849	3'27.707P	239,5	8:42'10.405
6	41.464	39.013	33.732	20.361	2'14.570P	159,5	8:44'24.975
7	23.622	57.324	34.018	23.182	2'18.146	236,3	8:46'43.121
8	23.483	36.434	31.484	19.880	1'51.281	235,3	8:48'34.402
9	23.570	36.610	32.502	5'03.069	6'35.751P	237,4	8:55'10.153
10	41.982	40.084	37.854	21.420	2'21.340P	158,6	8:57'31.493
11	23.612	36.368	33.238	20.123	1'53.341C	236,3	8:59'24.834
12	23.409	36.379	31.383	19.888	1'51.059	239,5	9:01'15.893

10 F. PAOLINO (1'55.389)

Lap	Seg.1	Seg.2	Seg.3	Seg.4	Lap Time	km/h	Local Time
1							8:30'52.666
2	48.473	48.712	41.042	2'47.205	5'05.432P	156,1	8:35'58.098
3	41.784	44.719	35.118	21.233	2'22.854P	162,2	8:38'20.952
4	24.754	38.736	34.072	20.908	1'58.470	240,5	8:40'19.422
5	24.225	38.011	33.865	20.262	1'56.363C	242,7	8:42'15.785
6	24.039	1'04.382	33.257	23.112	2'24.790	242,2	8:44'40.575
7	23.933	38.537	34.901	3'15.593	4'52.964P	243,2	8:49'33.539
8	43.078	40.830	34.201	3'59.915	5'58.024P	155,8	8:55'31.563
9	42.170	40.492	37.666	24.760	2'25.088P	115,8	8:57'56.651
10	24.211	38.172	32.721	20.285	1'55.389	242,2	8:59'52.040

12 R. FERNÁNDEZ (1'52.429)

Lap	Seg.1	Seg.2	Seg.3	Seg.4	Lap Time	km/h	Local Time
1							8:30'27.187
2	47.289	46.381	44.546	22.873	2'41.089P	152,5	8:33'08.276
3	25.622	39.410	35.607	21.090	2'01.729	228,8	8:35'10.005
4	24.166	37.320	32.391	20.321	1'54.198	238,9	8:37'04.203

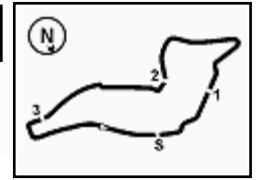
5 M. POLONI (1'50.800)

Lap	Seg.1	Seg.2	Seg.3	Seg.4	Lap Time	km/h	Local Time
1							8:30'51.244
2	45.999	44.853	37.754	22.443	2'31.049P	154,5	8:33'22.293
3	27.480	41.473	36.548	2'40.582	4'26.083P	192,5	8:37'48.376
4	44.086	41.626	37.090	20.818	2'23.620P	128,3	8:40'11.996
5	25.207	38.152	32.863	20.482	1'56.704	236,3	8:42'08.700
6	23.968	37.470	32.149	20.265	1'53.852	236,8	8:44'02.552
7	24.160	41.458	39.399	20.653	2'05.670	238,9	8:46'08.222
8	24.024	37.383	31.850	20.389	1'53.646	235,8	8:48'01.868
9	24.141	38.701	33.929	2'03.481	3'40.252CP	235,3	8:51'42.120
10	4'02.475	43.043	39.056	20.980	5'45.554P	155,4	8:57'27.674
11	24.098	37.923	32.547	20.342	1'54.910	237,4	8:59'22.584

28/10/2023

P = Pits In/Out - C = Lap Time Cancelled





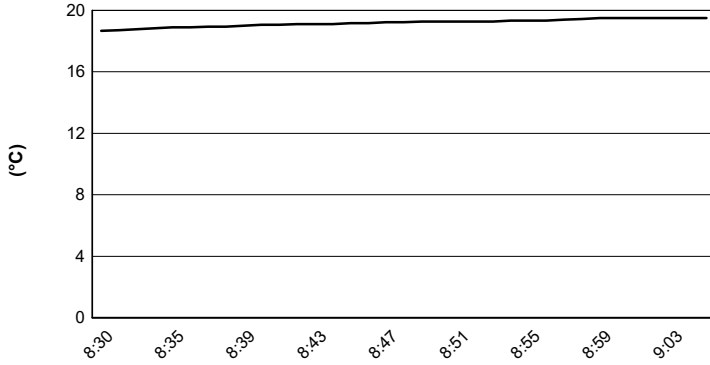
Imola Circuit 4.909 m

ACI Racing Weekend Imola, 28-29 Ottobre 2023

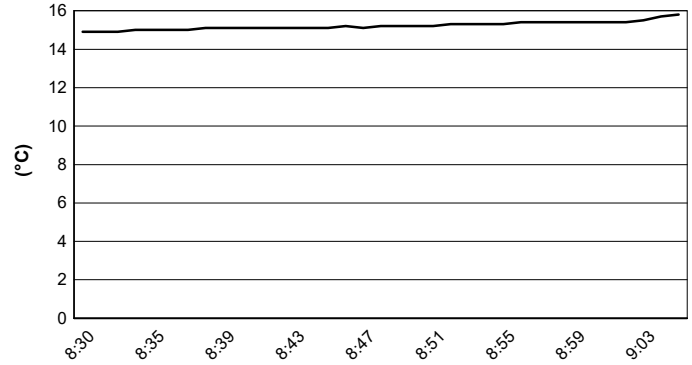
TCR Italy - Meteo Qualifiche

Session started 08:30 - Session ended 9:05

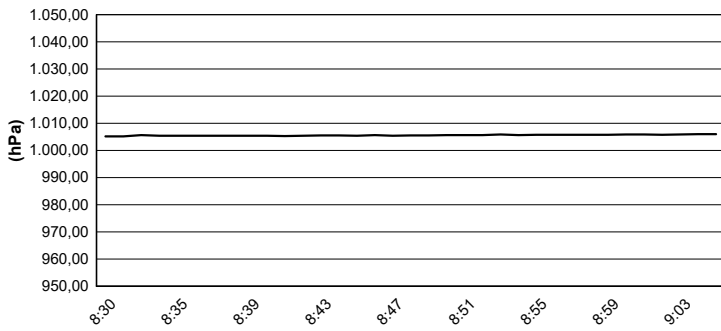
Air Temperature



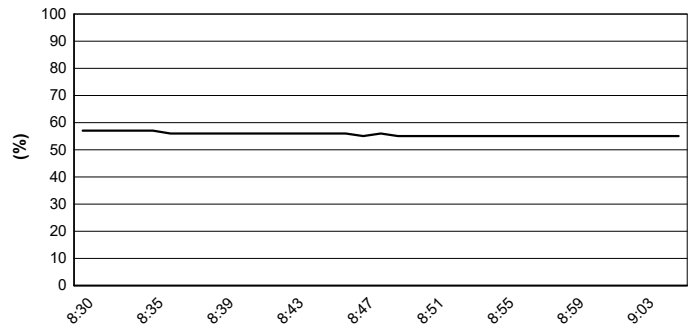
Track Temperature



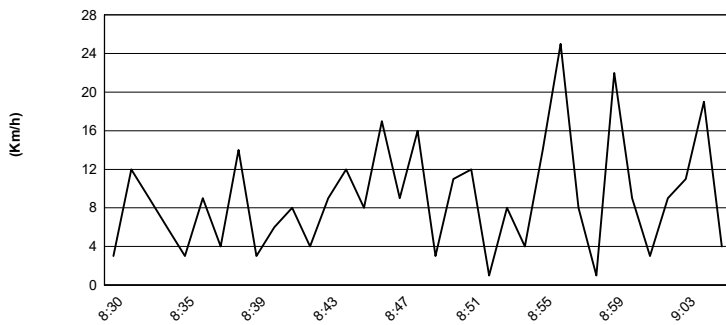
Air Pressure



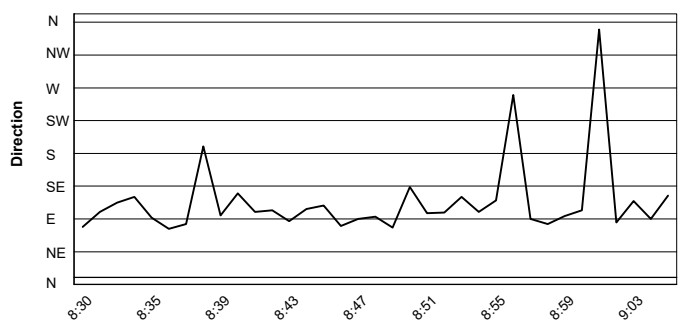
Humidity



Wind Speed



Wind Direction



28/10/2023

