

Vallelunga 4.085 m

# ACI Racing Weekend Vallelunga, 10-11 Giugno 2023

## TCR Italian Festival - Final Results Race 2

Laps 16 = 65,360 km - Avg 129,150 km/h - Race Time 30'21.884

| No.                               | Driver                       | Nat | Entrant   | Team                       | Car                      | Laps | Time      | Gap            | Rel.         | Fastest Lap       |
|-----------------------------------|------------------------------|-----|---|----------------------------|--------------------------|------|-----------|----------------|--------------|-------------------|
| 1                                 | <b>179 HUFF</b> Rob          | GBR | Audi Sport Team Comtoyoyou                          | Audi Sport Team Comtoyoyou | Audi RS3 LMS TCR         | 16   | 30'21.884 |                | 7            | 1'42.459          |
| 2                                 | <b>168 EHRLACHER</b> Yann    | FRA | Cyan Racing Lynk & Co                               | Cyan Racing Lynk & Co      | Lynk & Co 03 FL TCR      | 16   | 30'26.571 | <b>4.687</b>   | <b>4.687</b> | 8 1'42.911        |
| 3                                 | <b>122 VERVISCH</b> Frédéric | BEL | Audi Sport Team Comtoyoyou                          | Audi Sport Team Comtoyoyou | Audi RS3 LMS TCR         | 16   | 30'26.982 | <b>5.098</b>   | <b>0.411</b> | 8 1'42.861        |
| 4                                 | <b>105 MICHELISZ</b> Norbert | HUN | BRC Hyundai N Squadra CoBRC Hyundai N Squadra Corse | Hyundai Elantra N TCR      | Hyundai Elantra N TCR    | 16   | 30'28.288 | <b>6.404</b>   | <b>1.306</b> | 3 1'42.666        |
| 5                                 | <b>196 AZCONA</b> Mikel      | ESP | BRC Hyundai N Squadra CoBRC Hyundai N Squadra Corse | Hyundai Elantra N TCR      | Hyundai Elantra N TCR    | 16   | 30'28.654 | <b>6.770</b>   | <b>0.366</b> | 9 <b>1'42.432</b> |
| 6                                 | <b>111 BJÖRK</b> Thed        | SWE | Cyan Racing Lynk & Co                               | Cyan Racing Lynk & Co      | Lynk & Co 03 FL TCR      | 16   | 30'29.879 | <b>7.995</b>   | <b>1.225</b> | 7 1'42.703        |
| 7                                 | <b>18 BUTTI</b> Marco        | ITA | BRC Hyundai N Squadra CoBRC Hyundai N Squadra Corse | Hyundai Elantra N TCR      | Hyundai Elantra N TCR    | 16   | 30'31.328 | <b>9.444</b>   | <b>1.449</b> | 9 1'43.011        |
| 8P                                | <b>129 GIROLAMI</b> Néstor   | ARG | ALM Motorsport                                      | ALM Motorsport             | Honda Civic Type R FL5 T | 16   | 30'39.909 | <b>18.025</b>  | <b>8.581</b> | 13 1'43.242       |
| 9                                 | <b>31 CECCON</b> Kevin       | ITA | Aggressive Team Italia                              | Aggressive Team Italia     | Hyundai Elantra N TCR    | 16   | 30'43.776 | <b>21.892</b>  | <b>3.867</b> | 3 1'43.921        |
| 10                                | <b>77 PUSSIER</b> Sylvain    | FRA | SP Compétition                                      | SP Compétition             | Cupra Leon Competición T | 16   | 30'44.328 | <b>22.444</b>  | <b>0.552</b> | 3 1'43.496        |
| 11                                | <b>22 PAUWELS</b> Kobe       | BEL | Audi Sport Team Comtoyoyou                          | Audi Sport Team Comtoyoyou | Audi RS3 LMS TCR         | 16   | 30'45.987 | <b>24.103</b>  | <b>1.659</b> | 3 1'43.644        |
| 12P                               | <b>76 COMTE</b> Aurélien     | FRA | SP Compétition                                      | SP Compétition             | Cupra Leon Competición T | 16   | 30'46.575 | <b>24.691</b>  | <b>0.588</b> | 3 1'42.804        |
| 13                                | <b>155 MA</b> Qing Hua       | CHN | Cyan Racing Lynk & Co                               | Cyan Racing Lynk & Co      | Lynk & Co 03 FL TCR      | 16   | 30'47.292 | <b>25.408</b>  | <b>0.717</b> | 2 1'42.800        |
| 14                                | <b>123 VAHTEL</b> Mattias    | EST | ALM Motorsport                                      | ALM Motorsport             | Honda Civic Type R FL5 T | 16   | 30'48.195 | <b>26.311</b>  | <b>0.903</b> | 3 1'43.557        |
| 15                                | <b>112 URRUTIA</b> Santiago  | URU | Cyan Racing Lynk & Co                               | Cyan Racing Lynk & Co      | Lynk & Co 03 FL TCR      | 15   | 31'42.615 | <b>1 Lap</b>   | <b>1 Lap</b> | 3 1'42.961        |
| ----- <b>Not Classified</b> ----- |                              |     |   |                            |                          |      |           |                |              |                   |
| RET                               | <b>27 FILIPPI</b> John       | FRA | Audi Sport Team Comtoyoyou                          | Audi Sport Team Comtoyoyou | Audi RS3 LMS TCR         | 3    | 5'18.180  | <b>13 Laps</b> |              | 2 1'42.986        |

Starting: 16 Classified: 15 Not Classified: 0 Retired: 1 Not Started: 0  
 Fastest Lap N. 9 No. 196 Mikel Azcona Time 1'42.432 Avg. 143,568 Km/h

|            |     |       |      |
|------------|-----|-------|------|
| Humidity:  | 59% | AIR   | 27°C |
| Condition: | DRY | Track | 51°C |

### Penalty and Infringment

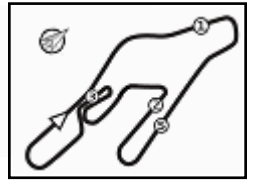
16.04 **129 N. GIROLAMI**  
 19.19 **76 A. COMTE**

Time Penalty 5 sec - Jump Start Stewards dec. n.4  
 Time Penalty 5 sec. Stewards dec. n.7

Stewards : Francesco Maffezzoni      Iacopo Arcangeli      Paolo Quaranta  
 Start      End  
 11/06/2023      16:04      16:35

Powered by FICr PERUGIA TIMING





Vallelunga 4.085 m

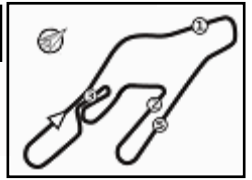
**ACI Racing Weekend Vallelunga, 10-11 Giugno 2023**

**TCR Italian Festival - Lap Chart Race 2**

|    |     | Lap |     |     |     |     |     |     |     |     |     |     |     |     |     |     |
|----|-----|-----|-----|-----|-----|-----|-----|-----|-----|-----|-----|-----|-----|-----|-----|-----|
|    | 1   | 2   | 3   | 4   | 5   | 6   | 7   | 8   | 9   | 10  | 11  | 12  | 13  | 14  | 15  | 16  |
| 1  | 155 | 155 | 179 | 179 | 179 | 179 | 179 | 179 | 179 | 179 | 179 | 179 | 179 | 179 | 179 | 179 |
| 2  | 179 | 179 | 168 | 168 | 168 | 168 | 168 | 168 | 168 | 168 | 168 | 168 | 168 | 168 | 168 | 168 |
| 3  | 168 | 168 | 27  | 122 | 122 | 122 | 122 | 122 | 122 | 122 | 122 | 122 | 122 | 122 | 122 | 122 |
| 4  | 27  | 27  | 155 | 111 | 111 | 111 | 111 | 111 | 111 | 196 | 196 | 196 | 196 | 196 | 196 | 105 |
| 5  | 112 | 112 | 112 | 105 | 105 | 105 | 105 | 105 | 196 | 105 | 105 | 105 | 105 | 105 | 105 | 196 |
| 6  | 122 | 122 | 122 | 196 | 196 | 196 | 196 | 196 | 105 | 111 | 111 | 111 | 111 | 111 | 111 | 111 |
| 7  | 196 | 111 | 111 | 76  | 76  | 76  | 18  | 18  | 18  | 18  | 18  | 18  | 18  | 18  | 18  | 18  |
| 8  | 105 | 105 | 105 | 18  | 18  | 18  | 76  | 76  | 76  | 76  | 76  | 129 | 129 | 129 | 129 | 129 |
| 9  | 111 | 196 | 196 | 22  | 22  | 22  | 31  | 31  | 31  | 129 | 129 | 76  | 76  | 76  | 76  | 76  |
| 10 | 18  | 76  | 76  | 31  | 31  | 31  | 77  | 77  | 129 | 31  | 31  | 31  | 31  | 31  | 31  | 31  |
| 11 | 76  | 18  | 18  | 77  | 77  | 77  | 123 | 129 | 77  | 77  | 77  | 77  | 77  | 77  | 77  | 77  |
| 12 | 22  | 22  | 22  | 123 | 123 | 123 | 22  | 123 | 123 | 123 | 123 | 123 | 123 | 22  | 22  | 22  |
| 13 | 31  | 31  | 31  | 155 | 155 | 155 | 129 | 22  | 22  | 22  | 22  | 22  | 22  | 123 | 123 | 155 |
| 14 | 77  | 77  | 77  | 129 | 129 | 129 | 155 | 155 | 155 | 155 | 155 | 155 | 155 | 155 | 155 | 123 |
| 15 | 123 | 123 | 123 | 112 | 112 | 112 | 112 | 112 | 112 | 112 | 112 | 112 | 112 | 112 | 112 |     |
| 16 | 129 | 129 | 129 |     |     |     |     |     |     |     |     |     |     |     |     |     |

| Final Result |                     |         |
|--------------|---------------------|---------|
| 1            | 179 HUFF R.         | Laps 16 |
| 2            | 168 EHRLACHER Y.    | 4.687   |
| 3            | 122 VERVISCH F.     | 5.098   |
| 4            | 105 MICHELISZ N.    | 6.404   |
| 5            | 196 AZCONA M.       | 6.770   |
| 6            | 111 BJÖRK T.        | 7.995   |
| 7            | 18 BUTTI M.         | 9.444   |
| 8            | 129 GIROLAMI N. (P) | 18.025  |
| 9            | 76 COMTE A.         | 19.691  |
| 10           | 31 CECCON K.        | 21.892  |
| 11           | 77 PUSSIER S.       | 22.444  |
| 12           | 22 PAUWELS K.       | 24.103  |
| 13           | 155 MA Q.           | 25.408  |
| 14           | 123 VAHTEL M.       | 26.311  |
| 15           | 112 URRUTIA S.      | 1 Lap   |
| RET          | 27 FILIPPI J.       | 13 Laps |





# ACI Racing Weekend Vallelunga, 10-11 Giugno 2023

## TCR Italian Festival - Best Sectors & Speed Race 2

Vallelunga 4.085 m

**RESULTS**

|     |                              |                            |         |
|-----|------------------------------|----------------------------|---------|
| 1   | <b>179 HUFF</b> Rob          | Audi RS3 LMS TCR           | Laps 16 |
| 2   | <b>168 EHRLACHER</b> Yann    | Lvk & Co 03 FL TCR         | 4.687   |
| 3   | <b>122 VERVISCH</b> Frédéric | Audi RS3 LMS TCR           | 5.098   |
| 4   | <b>105 MICHELISZ</b> Norbert | Hvundai Elantra N TCR      | 6.404   |
| 5   | <b>196 AZCONA</b> Mikel      | Hvundai Elantra N TCR      | 6.770   |
| 6   | <b>111 BJÖRK</b> Thed        | Lvk & Co 03 FL TCR         | 7.995   |
| 7   | <b>18 BUTTI</b> Marco        | Hvundai Elantra N TCR      | 9.444   |
| 8   | <b>129 GIROLAMI</b> Néstor   | Honda Civic Type R FL5 TCR | 18.025  |
| 9   | <b>76 COMTE</b> Aurélien     | Cupra Leon Competición TCR | 19.691  |
| 10  | <b>31 CECCON</b> Kevin       | Hvundai Elantra N TCR      | 21.892  |
| 11  | <b>77 PUSSIER</b> Sylvain    | Cupra Leon Competición TCR | 22.444  |
| 12  | <b>22 PAUWELS</b> Kobe       | Audi RS3 LMS TCR           | 24.103  |
| 13  | <b>155 MA</b> Qing Hua       | Lvk & Co 03 FL TCR         | 25.408  |
| 14  | <b>123 VAHTEL</b> Mattias    | Honda Civic Type R FL5 TCR | 26.311  |
| 15  | <b>112 URRUTIA</b> Santiago  | Lvk & Co 03 FL TCR         | 1 Lap   |
| RET | <b>27 FILIPPI</b> John       | Audi RS3 LMS TCR           | 13 Laps |

**SPEED**

|    |                              |                            |       |
|----|------------------------------|----------------------------|-------|
| 1  | <b>123 VAHTEL</b> Mattias    | Honda Civic Type R FL5 TCR | 217,7 |
| 2  | <b>22 PAUWELS</b> Kobe       | Audi RS3 LMS TCR           | 217,7 |
| 3  | <b>122 VERVISCH</b> Frédéric | Audi RS3 LMS TCR           | 216,4 |
| 4  | <b>129 GIROLAMI</b> Néstor   | Honda Civic Type R FL5 TCR | 216,0 |
| 5  | <b>179 HUFF</b> Rob          | Audi RS3 LMS TCR           | 216,0 |
| 6  | <b>76 COMTE</b> Aurélien     | Cupra Leon Competición TCR | 215,6 |
| 7  | <b>111 BJÖRK</b> Thed        | Lvk & Co 03 FL TCR         | 215,1 |
| 8  | <b>77 PUSSIER</b> Sylvain    | Cupra Leon Competición TCR | 214,7 |
| 9  | <b>27 FILIPPI</b> John       | Audi RS3 LMS TCR           | 214,7 |
| 10 | <b>18 BUTTI</b> Marco        | Hyundai Elantra N TCR      | 214,3 |
| 11 | <b>155 MA</b> Qing Hua       | Lvk & Co 03 FL TCR         | 214,3 |
| 12 | <b>196 AZCONA</b> Mikel      | Hyundai Elantra N TCR      | 214,3 |
| 13 | <b>112 URRUTIA</b> Santiago  | Lvk & Co 03 FL TCR         | 213,9 |
| 14 | <b>168 EHRLACHER</b> Yann    | Lvk & Co 03 FL TCR         | 213,9 |
| 15 | <b>31 CECCON</b> Kevin       | Hyundai Elantra N TCR      | 213,4 |
| 16 | <b>105 MICHELISZ</b> Norbert | Hyundai Elantra N TCR      | 213,0 |

**SEG. 1**

|    |                              |        |
|----|------------------------------|--------|
| 1  | <b>122 VERVISCH</b> Frédéric | 13.208 |
| 2  | <b>196 AZCONA</b> Mikel      | 13.211 |
| 3  | <b>27 FILIPPI</b> John       | 13.216 |
| 4  | <b>22 PAUWELS</b> Kobe       | 13.216 |
| 5  | <b>18 BUTTI</b> Marco        | 13.249 |
| 6  | <b>179 HUFF</b> Rob          | 13.251 |
| 7  | <b>105 MICHELISZ</b> Norbert | 13.260 |
| 8  | <b>111 BJÖRK</b> Thed        | 13.281 |
| 9  | <b>112 URRUTIA</b> Santiago  | 13.352 |
| 10 | <b>129 GIROLAMI</b> Néstor   | 13.353 |
| 11 | <b>123 VAHTEL</b> Mattias    | 13.366 |
| 12 | <b>168 EHRLACHER</b> Yann    | 13.378 |
| 13 | <b>31 CECCON</b> Kevin       | 13.446 |
| 14 | <b>76 COMTE</b> Aurélien     | 13.491 |
| 15 | <b>77 PUSSIER</b> Sylvain    | 13.498 |
| 16 | <b>155 MA</b> Qing Hua       | 13.542 |

**SEG. 2**

|    |                              |        |
|----|------------------------------|--------|
| 1  | <b>196 AZCONA</b> Mikel      | 35.556 |
| 2  | <b>105 MICHELISZ</b> Norbert | 35.560 |
| 3  | <b>179 HUFF</b> Rob          | 35.577 |
| 4  | <b>76 COMTE</b> Aurélien     | 35.674 |
| 5  | <b>18 BUTTI</b> Marco        | 35.681 |
| 6  | <b>122 VERVISCH</b> Frédéric | 35.709 |
| 7  | <b>168 EHRLACHER</b> Yann    | 35.769 |
| 8  | <b>112 URRUTIA</b> Santiago  | 35.776 |
| 9  | <b>111 BJÖRK</b> Thed        | 35.794 |
| 10 | <b>27 FILIPPI</b> John       | 35.833 |
| 11 | <b>155 MA</b> Qing Hua       | 35.855 |
| 12 | <b>123 VAHTEL</b> Mattias    | 35.885 |
| 13 | <b>129 GIROLAMI</b> Néstor   | 35.919 |
| 14 | <b>22 PAUWELS</b> Kobe       | 36.029 |
| 15 | <b>77 PUSSIER</b> Sylvain    | 36.054 |
| 16 | <b>31 CECCON</b> Kevin       | 36.098 |

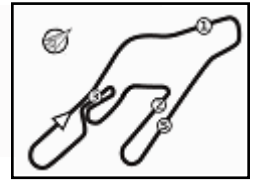
**SEG. 3**

|    |                              |        |
|----|------------------------------|--------|
| 1  | <b>196 AZCONA</b> Mikel      | 31.056 |
| 2  | <b>179 HUFF</b> Rob          | 31.082 |
| 3  | <b>111 BJÖRK</b> Thed        | 31.102 |
| 4  | <b>155 MA</b> Qing Hua       | 31.111 |
| 5  | <b>76 COMTE</b> Aurélien     | 31.183 |
| 6  | <b>112 URRUTIA</b> Santiago  | 31.210 |
| 7  | <b>129 GIROLAMI</b> Néstor   | 31.223 |
| 8  | <b>168 EHRLACHER</b> Yann    | 31.252 |
| 9  | <b>27 FILIPPI</b> John       | 31.264 |
| 10 | <b>105 MICHELISZ</b> Norbert | 31.264 |
| 11 | <b>18 BUTTI</b> Marco        | 31.300 |
| 12 | <b>77 PUSSIER</b> Sylvain    | 31.309 |
| 13 | <b>122 VERVISCH</b> Frédéric | 31.327 |
| 14 | <b>22 PAUWELS</b> Kobe       | 31.373 |
| 15 | <b>31 CECCON</b> Kevin       | 31.449 |
| 16 | <b>123 VAHTEL</b> Mattias    | 31.571 |

**SEG. 4**

|    |                              |        |
|----|------------------------------|--------|
| 1  | <b>155 MA</b> Qing Hua       | 22.115 |
| 2  | <b>179 HUFF</b> Rob          | 22.205 |
| 3  | <b>111 BJÖRK</b> Thed        | 22.246 |
| 4  | <b>168 EHRLACHER</b> Yann    | 22.261 |
| 5  | <b>196 AZCONA</b> Mikel      | 22.325 |
| 6  | <b>129 GIROLAMI</b> Néstor   | 22.348 |
| 7  | <b>122 VERVISCH</b> Frédéric | 22.363 |
| 8  | <b>112 URRUTIA</b> Santiago  | 22.365 |
| 9  | <b>105 MICHELISZ</b> Norbert | 22.379 |
| 10 | <b>77 PUSSIER</b> Sylvain    | 22.401 |
| 11 | <b>123 VAHTEL</b> Mattias    | 22.416 |
| 12 | <b>27 FILIPPI</b> John       | 22.442 |
| 13 | <b>76 COMTE</b> Aurélien     | 22.456 |
| 14 | <b>18 BUTTI</b> Marco        | 22.499 |
| 15 | <b>31 CECCON</b> Kevin       | 22.606 |
| 16 | <b>22 PAUWELS</b> Kobe       | 22.702 |





Vallelunga 4.085 m

# ACI Racing Weekend Vallelunga, 10-11 Giugno 2023

## TCR Italian Festival - Chronological Analysis Race 2

Start at 16:03'37.796

**1 / 3**

| 18 M. BUTTI (1'43.011) |               |               |               |               |                 |              |              |
|------------------------|---------------|---------------|---------------|---------------|-----------------|--------------|--------------|
| Lap                    | Seg.1         | Seg.2         | Seg.3         | Seg.4         | Lap Time        | km/h         | Local Time   |
| 1                      |               |               | 32.900        | 23.138        | 1'54.420        | 211,4        | 16:05'32.216 |
| 2                      | 13.399        | 36.488        | 31.739        | 22.924        | 1'44.550        | 206,9        | 16:07'16.766 |
| 3                      | 13.267        | 36.036        | 31.335        | 22.551        | 1'43.189        | 212,2        | 16:08'59.955 |
| 4                      | 13.340        | 36.336        | <b>31.300</b> | 25.131        | 1'46.107        | 210,1        | 16:10'46.062 |
| 5                      | 29.695        | 1'23.532      | 45.437        | 36.053        | 3'14.717        | 61,2         | 16:14'00.779 |
| 6                      | 27.772        | 1'07.725      | 49.749        | 27.626        | 2'52.872        | 98,7         | 16:16'53.651 |
| 7                      | <b>13.249</b> | 36.047        | 31.433        | <b>22.499</b> | 1'43.228        | <b>214,3</b> | 16:18'36.879 |
| 8                      | 13.377        | 35.723        | 31.341        | 22.671        | 1'43.112        | 213,0        | 16:20'19.991 |
| 9                      | 13.362        | <b>35.681</b> | 31.336        | 22.632        | <b>1'43.011</b> | 212,2        | 16:22'03.002 |
| 10                     | 13.346        | 36.003        | 31.536        | 22.690        | 1'43.575        | 211,8        | 16:23'46.577 |
| 11                     | 13.304        | 35.942        | 31.628        | 22.635        | 1'43.509        | 212,6        | 16:25'30.086 |
| 12                     | 13.311        | 35.890        | 31.606        | 22.616        | 1'43.423        | 212,2        | 16:27'13.509 |
| 13                     | 13.299        | 35.882        | 31.613        | 22.685        | 1'43.479        | 211,4        | 16:28'56.988 |
| 14                     | 13.352        | 36.551        | 31.665        | 22.821        | 1'44.389        | 210,5        | 16:30'41.377 |
| 15                     | 13.331        | 36.160        | 31.563        | 22.755        | 1'43.809        | 210,1        | 16:32'25.186 |
| 16                     | 13.290        | 36.119        | 31.701        | 22.828        | 1'43.938        | 210,5        | 16:34'09.124 |
|                        |               |               |               |               | Race Time       | 30'31.328    |              |

Race Time 30'43.776

| 76 A. COMTE (1'42.804) |               |               |               |               |                 |              |              |
|------------------------|---------------|---------------|---------------|---------------|-----------------|--------------|--------------|
| Lap                    | Seg.1         | Seg.2         | Seg.3         | Seg.4         | Lap Time        | km/h         | Local Time   |
| 1                      |               |               | 32.713        | 23.329        | 1'54.632        | <b>215,6</b> | 16:05'32.428 |
| 2                      | 13.857        | 36.150        | 31.380        | 22.604        | 1'43.991        | 212,6        | 16:07'16.419 |
| 3                      | <b>13.491</b> | <b>35.674</b> | <b>31.183</b> | <b>22.456</b> | <b>1'42.804</b> | 212,6        | 16:08'59.223 |
| 4                      | 13.557        | 36.220        | 31.225        | 25.126        | 1'46.128        | 212,2        | 16:10'45.351 |
| 5                      | 29.614        | 1'23.138      | 45.185        | 36.204        | 3'14.141        | 62,9         | 16:13'59.492 |
| 6                      | 27.934        | 1'07.775      | 50.442        | 27.667        | 2'53.818        | 91,1         | 16:16'53.310 |
| 7                      | 13.517        | 35.755        | 32.786        | 22.792        | 1'44.850        | 214,7        | 16:18'38.160 |
| 8                      | 14.197        | 36.128        | 31.468        | 22.528        | 1'44.321        | 209,3        | 16:20'22.481 |
| 9                      | 13.886        | 36.085        | 31.527        | 22.618        | 1'44.116        | 210,1        | 16:22'06.597 |
| 10                     | 13.863        | 36.147        | 31.599        | 22.604        | 1'44.213        | 209,7        | 16:23'50.810 |
| 11                     | 13.838        | 36.247        | 31.811        | 22.593        | 1'44.489        | 209,3        | 16:25'35.299 |
| 12                     | 13.837        | 36.655        | 31.804        | 22.604        | 1'44.900        | 210,1        | 16:27'20.199 |
| 13                     | 13.811        | 36.187        | 31.837        | 22.592        | 1'44.427        | 209,7        | 16:29'04.626 |
| 14                     | 13.748        | 36.288        | 31.908        | 22.589        | 1'44.533        | 209,3        | 16:30'49.159 |
| 15                     | 13.808        | 36.318        | 32.175        | 22.686        | 1'44.987        | 209,7        | 16:32'34.146 |
| 16                     | 13.907        | 36.336        | 32.161        | 22.821        | 1'45.225        | 208,9        | 16:34'19.371 |
|                        |               |               |               |               | Race Time       | 30'41.575    |              |

| 22 K. PAUWELS (1'43.644) |               |               |               |               |                 |              |              |
|--------------------------|---------------|---------------|---------------|---------------|-----------------|--------------|--------------|
| Lap                      | Seg.1         | Seg.2         | Seg.3         | Seg.4         | Lap Time        | km/h         | Local Time   |
| 1                        |               |               | 33.214        | 23.099        | 1'54.940        | 213,0        | 16:05'32.736 |
| 2                        | 13.590        | 36.527        | <b>31.373</b> | 22.832        | 1'44.322        | 215,1        | 16:07'17.058 |
| 3                        | 13.353        | 36.165        | 31.424        | <b>22.702</b> | <b>1'43.644</b> | 214,7        | 16:09'00.702 |
| 4                        | 13.239        | 36.420        | 31.437        | 25.746        | 1'46.842        | 213,9        | 16:10'47.544 |
| 5                        | 29.314        | 1'23.580      | 45.324        | 37.060        | 3'15.278        | 65,8         | 16:14'02.822 |
| 6                        | 26.884        | 1'08.081      | 48.975        | 27.079        | 2'51.019        | 99,9         | 16:16'53.841 |
| 7                        | 13.402        | <b>36.029</b> | 33.234        | 23.609        | 1'46.274        | <b>217,7</b> | 16:18'40.115 |
| 8                        | 13.525        | 36.794        | 32.462        | 22.742        | 1'45.523        | 216,4        | 16:20'25.638 |
| 9                        | 13.249        | 36.159        | 31.894        | 22.796        | 1'44.098        | 216,9        | 16:22'09.736 |
| 10                       | 13.356        | 36.473        | 32.030        | 22.883        | 1'44.742        | 216,9        | 16:23'54.478 |
| 11                       | 13.362        | 36.435        | 32.244        | 22.903        | 1'44.944        | 216,0        | 16:25'39.422 |
| 12                       | 13.388        | 36.314        | 32.682        | 22.928        | 1'45.312        | 216,0        | 16:27'24.734 |
| 13                       | <b>13.216</b> | 36.250        | 32.085        | 23.036        | 1'44.587        | 216,0        | 16:29'09.321 |
| 14                       | 13.294        | 36.273        | 32.081        | 23.347        | 1'44.995        | 216,0        | 16:30'54.316 |
| 15                       | 13.315        | 36.391        | 32.372        | 23.028        | 1'45.106        | 215,1        | 16:32'39.422 |
| 16                       | 13.396        | 36.102        | 31.932        | 22.931        | 1'44.361        | 216,0        | 16:34'23.783 |
|                          |               |               |               |               | Race Time       | 30'45.987    |              |

| 77 S. PUSSIER (1'43.496) |               |               |               |               |                 |              |              |
|--------------------------|---------------|---------------|---------------|---------------|-----------------|--------------|--------------|
| Lap                      | Seg.1         | Seg.2         | Seg.3         | Seg.4         | Lap Time        | km/h         | Local Time   |
| 1                        |               |               | 31.822        | 23.102        | 1'55.434        | 211,4        | 16:05'33.230 |
| 2                        | 15.640        | 36.448        | 31.434        | 22.518        | 1'46.040        | 210,5        | 16:07'19.270 |
| 3                        | 13.670        | 36.116        | <b>31.309</b> | <b>22.401</b> | <b>1'43.496</b> | 211,4        | 16:09'02.766 |
| 4                        | 13.614        | 36.973        | 31.687        | 26.360        | 1'48.634        | 208,5        | 16:10'51.400 |
| 5                        | 27.975        | 1'23.295      | 46.174        | 36.728        | 3'14.172        | 63,6         | 16:14'05.572 |
| 6                        | 26.004        | 1'08.042      | 48.003        | 26.909        | 2'48.958        | 95,2         | 16:16'54.530 |
| 7                        | 13.706        | <b>36.054</b> | 31.807        | 23.103        | 1'44.670        | 213,4        | 16:18'39.200 |
| 8                        | 13.984        | 36.282        | 31.784        | 22.675        | 1'44.725        | <b>214,7</b> | 16:20'23.925 |
| 9                        | 13.639        | 36.212        | 32.395        | 22.811        | 1'45.057        | <b>214,7</b> | 16:22'08.982 |
| 10                       | <b>13.498</b> | 36.137        | 31.864        | 22.732        | 1'44.231        | 213,9        | 16:23'53.213 |
| 11                       | 13.648        | 36.106        | 31.827        | 22.893        | 1'44.474        | 212,6        | 16:25'37.687 |
| 12                       | 13.724        | 36.157        | 31.905        | 22.899        | 1'44.685        | 213,0        | 16:27'22.372 |
| 13                       | 13.557        | 36.296        | 32.100        | 22.955        | 1'44.908        | 213,0        | 16:29'07.280 |
| 14                       | 13.694        | 36.314        | 31.856        | 22.964        | 1'44.828        | 211,8        | 16:30'52.108 |
| 15                       | 13.689        | 36.410        | 32.033        | 23.022        | 1'45.154        | 212,2        | 16:32'37.262 |
| 16                       | 13.558        | 36.585        | 31.839        | 22.880        | 1'44.862        | 212,6        | 16:34'22.124 |
|                          |               |               |               |               | Race Time       | 30'44.328    |              |

| 27 J. FILIPPI (1'42.986) |               |               |               |               |                 |              |              |
|--------------------------|---------------|---------------|---------------|---------------|-----------------|--------------|--------------|
| Lap                      | Seg.1         | Seg.2         | Seg.3         | Seg.4         | Lap Time        | km/h         | Local Time   |
| 1                        |               |               | 32.454        | <b>22.442</b> | 1'52.195        | 208,9        | 16:05'29.991 |
| 2                        | 13.291        | <b>35.833</b> | 31.336        | 22.526        | <b>1'42.986</b> | 214,3        | 16:07'12.977 |
| 3                        | <b>13.216</b> | 35.844        | <b>31.264</b> | 22.675        | 1'42.999        | <b>214,7</b> | 16:08'55.976 |
|                          |               |               |               |               | Race Time       | 5'18.180     |              |

| 105 N. MICHELISZ (1'42.666) |               |               |               |               |                 |              |              |
|-----------------------------|---------------|---------------|---------------|---------------|-----------------|--------------|--------------|
| Lap                         | Seg.1         | Seg.2         | Seg.3         | Seg.4         | Lap Time        | km/h         | Local Time   |
| 1                           |               |               | 32.158        | 23.144        | 1'53.386        | 208,9        | 16:05'31.182 |
| 2                           | 13.542        | 36.648        | 31.299        | 22.398        | 1'43.887        | 209,3        | 16:07'15.069 |
| 3                           | 13.289        | <b>35.560</b> | 31.402        | 22.415        | <b>1'42.666</b> | 211,8        | 16:08'57.735 |
| 4                           | 13.269        | 36.757        | 31.431        | 24.140        | 1'45.597        | 212,6        | 16:10'43.332 |
| 5                           | 29.227        | 1'22.657      | 46.115        | 35.022        | 3'13.021        | 62,9         | 16:13'56.353 |
| 6                           | 28.625        | 1'08.181      | 51.336        | 28.014        | 2'56.156        | 84,6         | 16:16'52.509 |
| 7                           | 13.418        | 35.729        | <b>31.264</b> | <b>22.379</b> | 1'42.790        | 211,8        | 16:18'35.299 |
| 8                           | 13.339        | 35.772        | 31.325        | 22.593        | 1'43.029        | 212,2        | 16:20'18.328 |
| 9                           | 13.769        | 35.842        | 31.322        | 22.431        | 1'43.364        | <b>213,0</b> | 16:22'01.692 |
| 10                          | 13.275        | 35.731        | 31.853        | 22.730        | 1'43.589        | 212,6        | 16:23'45.281 |
| 11                          | 13.285        | 35.959        | 31.419        | 22.513        | 1'43.176        | 210,9        | 16:25'28.457 |
| 12                          | 13.287        | 35.905        | 31.364        | 22.589        | 1'43.145        | 210,9        | 16:27'11.602 |
| 13                          | 13.304        | 36.015        | 31.469        | 22.747        | 1'43.535        | 210,5        | 16:28'55.137 |
| 14                          | 13.286        | 36.043        | 31.593        | 22.709        | 1'43.631        | 210,9        | 16:30'38.768 |
| 15                          | <b>13.260</b> | 36.101        | 31.617        | 22.668        | 1'43.646        | 211,4        | 16:32'22.414 |
| 16                          | 13.281        | 36.014        | 31.646        | 22.729        | 1'43.670        | 211,4        | 16:34'06.084 |
|                             |               |               |               |               | Race Time       | 30'28.288    |              |

| 31 K. CECCON (1'43.921) |               |               |               |               |                 |              |              |
|-------------------------|---------------|---------------|---------------|---------------|-----------------|--------------|--------------|
| Lap                     | Seg.1         | Seg.2         | Seg.3         | Seg.4         | Lap Time        | km/h         | Local Time   |
| 1                       |               |               | 31.861        | 23.492        | 1'55.361        | 210,5        | 16:05'33.157 |
| 2                       | 13.941        | 36.416        | 31.635        | <b>22.606</b> | 1'44.598        | 209,7        | 16:07'17.755 |
| 3                       | 13.527        | 36.267        | 31.475        | 22.652        | <b>1'43.921</b> | 210,9        | 16:09'01.676 |
| 4                       | 13.517        | 36.549        | <b>31.449</b> | 26.517        | 1'48.032        | 209,7        | 16:10'49.708 |
| 5                       | 27.966        | 1'23.592      | 46.056        | 36.982        | 3'14.596        | 65,0         | 16:14'04.304 |
| 6                       | 25.950        | 1'08.455      | 48.357        | 27.118        | 2'49.880        | 109,0        | 16:16'54.184 |
| 7                       | 13.568        | <b>36.098</b> | 31.880        | 22.944        | 1'44.490        | 211,4        | 16:18'38.674 |
| 8                       | 14.033        | 36.349        | 31.644        | 22.703        | 1'44.729        | 211,8        | 16:20'23.403 |
| 9                       | 13.570        | 36.621        | 31.727        | 22.743        | 1'44.661        | 212,2        | 16:22'08.064 |
| 10                      | 13.517        | 36.602        | 31.714        | 22.774        | 1'44.607        | <b>213,4</b> | 16:23'52.671 |
| 11                      | 13.475        | 36.398        | 31.937        | 22.918        | 1'44.728        | 211,4        | 16:25'37.399 |
| 12                      | 13.463        | 36.288        | 31.783        | 22.909        | 1'44.443        | 211,4        | 16:27'21.842 |
| 13                      | 13.464        | 36.533        | 31.958        | 22.801        | 1'44.756        | 210,9        | 16:29'06.598 |
| 14                      | <b>13.446</b> | 36.576        | 31.880        | 23.024        | 1'44.926        | 211,8        | 16:30'51.524 |
| 15                      | 13.522        | 36.703        | 32.014        | 22.991        | 1'45.230        | 209,7        | 16:32'36.754 |
| 16                      | 13.466        | 36.463        | 31.966        | 22.923        | 1'44.818        | 210,5        | 16:34'21.572 |

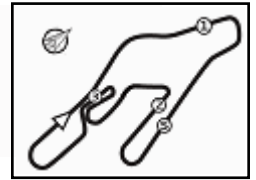
| 111 T. BJÖRK (1'42.703) |        |        |        |               |          |       |              |
|-------------------------|--------|--------|--------|---------------|----------|-------|--------------|
| Lap                     | Seg.1  | Seg.2  | Seg.3  | Seg.4         | Lap Time | km/h  | Local Time   |
| 1                       |        |        | 32.571 | 22.694        | 1'53.585 | 207,7 | 16:05'31.381 |
| 2                       | 13.544 | 36.023 | 31.114 | <b>22.246</b> | 1'42.927 | 212,2 | 16:07'14.308 |

11/06/2023

P = Pits In/Out - C = Lap Time Cancelled

Powered by FICr PERUGIA TIMING





**ACI Racing Weekend Vallelunga, 10-11 Giugno 2023**  
**TCR Italian Festival - Chronological Analysis Race 2**

Vallelunga 4.085 m

Start at 16:03'37.796

2 / 3

|    |               |               |               |        |                 |              |              |    |               |        |        |        |          |       |                     |
|----|---------------|---------------|---------------|--------|-----------------|--------------|--------------|----|---------------|--------|--------|--------|----------|-------|---------------------|
| 3  | 13.282        | 35.889        | 31.360        | 22.456 | 1'42.987        | 213,9        | 16:08'57.295 | 10 | 13.632        | 36.238 | 32.032 | 22.747 | 1'44.649 | 216,9 | 16:23'53.969        |
| 4  | 13.418        | 36.745        | 31.298        | 24.073 | 1'45.534        | <b>215,1</b> | 16:10'42.829 | 11 | 13.668        | 36.295 | 32.128 | 22.833 | 1'44.924 | 216,0 | 16:25'38.893        |
| 5  | 28.706        | 1'22.718      | 46.318        | 34.841 | 3'12.583        | 65,1         | 16:13'55.412 | 12 | 13.470        | 36.556 | 32.485 | 22.684 | 1'45.195 | 215,6 | 16:27'24.088        |
| 6  | 28.938        | 1'07.980      | 51.563        | 28.201 | 2'56.682        | 65,3         | 16:16'52.094 | 13 | 13.405        | 36.286 | 32.139 | 22.763 | 1'44.593 | 215,6 | 16:29'08.681        |
| 7  | 13.354        | 35.839        | <b>31.102</b> | 22.408 | <b>1'42.703</b> | 213,9        | 16:18'34.797 | 14 | 13.422        | 36.423 | 32.438 | 23.631 | 1'45.914 | 215,1 | 16:30'54.595        |
| 8  | 13.317        | <b>35.794</b> | 31.274        | 22.430 | 1'42.815        | <b>215,1</b> | 16:20'17.612 | 15 | <b>13.366</b> | 36.577 | 32.496 | 22.858 | 1'45.297 | 213,9 | 16:32'39.892        |
| 9  | 13.295        | 35.837        | 31.342        | 22.496 | 1'42.970        | 214,3        | 16:22'00.582 | 16 | 13.507        | 36.776 | 33.002 | 22.814 | 1'46.099 | 216,0 | 16:34'25.991        |
| 10 | <b>13.281</b> | 36.316        | 31.892        | 23.513 | 1'45.002        | 214,7        | 16:23'45.584 |    |               |        |        |        |          |       | Race Time 30'48.195 |
| 11 | 13.337        | 36.175        | 31.481        | 22.543 | 1'43.536        | 214,7        | 16:25'29.120 |    |               |        |        |        |          |       |                     |
| 12 | 13.295        | 36.139        | 31.528        | 22.539 | 1'43.501        | 213,4        | 16:27'12.621 |    |               |        |        |        |          |       |                     |
| 13 | 13.339        | 36.124        | 31.581        | 22.553 | 1'43.597        | 212,6        | 16:28'56.218 |    |               |        |        |        |          |       |                     |
| 14 | 13.309        | 36.227        | 31.620        | 22.605 | 1'43.761        | 213,0        | 16:30'39.979 |    |               |        |        |        |          |       |                     |
| 15 | 13.307        | 36.193        | 31.671        | 22.603 | 1'43.774        | 212,6        | 16:32'23.753 |    |               |        |        |        |          |       |                     |
| 16 | 13.299        | 36.321        | 31.707        | 22.595 | 1'43.922        | 213,0        | 16:34'07.675 |    |               |        |        |        |          |       |                     |

Race Time 30'29.879

**112 S. URRUTIA (1'42.961)**

| Lap | Seg.1         | Seg.2         | Seg.3         | Seg.4         | Lap Time        | km/h         | Local Time   |
|-----|---------------|---------------|---------------|---------------|-----------------|--------------|--------------|
| 1   |               |               | 32.551        | 22.528        | 1'52.489        | <b>213,9</b> | 16:05'30.285 |
| 2   | 13.389        | 36.052        | <b>31.210</b> | <b>22.365</b> | 1'43.016        | 210,9        | 16:07'13.301 |
| 3   | <b>13.352</b> | <b>35.776</b> | 31.251        | 22.582        | <b>1'42.961</b> | 213,4        | 16:08'56.262 |
| 4   | 13.724        | 51.956        | 43.540        | 5'10.336      | 6'59.556P       | 167,2        | 16:15'55.818 |
| 5   | 21.857        | 36.467        | 31.352        | 22.630        | 1'52.306P       | 212,2        | 16:17'48.124 |
| 6   | 13.996        | 36.251        | 31.750        | 22.732        | 1'44.729        | 212,6        | 16:19'32.853 |
| 7   | 14.196        | 36.652        | 31.863        | 23.142        | 1'45.853        | 212,2        | 16:21'18.706 |
| 8   | 14.403        | 36.817        | 31.925        | 22.770        | 1'45.915        | 212,2        | 16:23'04.621 |
| 9   | 14.370        | 36.675        | 31.703        | 22.558        | 1'45.306        | 212,2        | 16:24'49.927 |
| 10  | 14.048        | 36.712        | 31.746        | 22.650        | 1'45.156        | 211,8        | 16:26'35.083 |
| 11  | 14.053        | 36.506        | 31.802        | 22.694        | 1'45.055        | 212,2        | 16:28'20.138 |
| 12  | 14.037        | 36.346        | 31.960        | 22.609        | 1'44.952        | 212,6        | 16:30'05.090 |
| 13  | 14.118        | 36.663        | 31.950        | 22.824        | 1'45.555        | 210,9        | 16:31'50.645 |
| 14  | 14.004        | 36.579        | 31.739        | 22.687        | 1'45.009        | 210,9        | 16:33'35.654 |
| 15  | 13.995        | 36.454        | 31.747        | 22.561        | 1'44.757        | 212,2        | 16:35'20.411 |

Race Time 31'42.615

**122 F. VERVISCH (1'42.861)**

| Lap | Seg.1         | Seg.2         | Seg.3         | Seg.4         | Lap Time        | km/h         | Local Time   |
|-----|---------------|---------------|---------------|---------------|-----------------|--------------|--------------|
| 1   |               |               | 32.193        | 23.011        | 1'52.986        | 216,0        | 16:05'30.782 |
| 2   | 13.255        | 36.046        | 31.394        | 22.459        | 1'43.154        | 213,4        | 16:07'13.936 |
| 3   | 13.249        | 35.712        | 31.500        | 22.411        | 1'42.872        | 214,7        | 16:08'56.808 |
| 4   | 13.297        | 37.005        | <b>31.327</b> | 22.915        | 1'44.544        | 211,8        | 16:10'41.352 |
| 5   | 28.851        | 1'23.065      | 46.276        | 34.947        | 3'13.139        | 68,8         | 16:13'54.491 |
| 6   | 28.225        | 1'08.390      | 51.390        | 28.294        | 2'56.299        | 91,1         | 16:16'50.790 |
| 7   | 13.338        | 36.207        | 31.522        | <b>22.363</b> | 1'43.430        | <b>216,4</b> | 16:18'34.220 |
| 8   | 13.341        | 35.717        | 31.409        | 22.394        | <b>1'42.861</b> | 214,3        | 16:20'17.081 |
| 9   | 13.240        | <b>35.709</b> | 31.411        | 22.585        | 1'42.945        | 216,0        | 16:22'00.026 |
| 10  | 13.230        | 35.833        | 31.610        | 22.573        | 1'43.246        | 215,6        | 16:23'43.272 |
| 11  | <b>13.208</b> | 36.079        | 31.644        | 22.598        | 1'43.529        | 213,4        | 16:25'26.801 |
| 12  | 13.238        | 35.996        | 31.545        | 22.528        | 1'43.307        | 215,6        | 16:27'10.108 |
| 13  | 13.223        | 36.096        | 31.801        | 22.617        | 1'43.737        | 213,9        | 16:28'53.845 |
| 14  | 13.225        | 36.093        | 31.686        | 22.612        | 1'43.616        | 213,9        | 16:30'37.461 |
| 15  | 13.240        | 36.074        | 31.636        | 22.642        | 1'43.592        | 214,7        | 16:32'21.053 |
| 16  | 13.279        | 36.081        | 31.668        | 22.697        | 1'43.725        | 214,3        | 16:34'04.778 |

Race Time 30'26.982

**123 M. VAHTEL (1'43.557)**

| Lap | Seg.1  | Seg.2         | Seg.3         | Seg.4         | Lap Time        | km/h         | Local Time   |
|-----|--------|---------------|---------------|---------------|-----------------|--------------|--------------|
| 1   |        |               | 31.822        | 22.854        | 2'06.633        | 212,6        | 16:05'44.429 |
| 2   | 13.712 | <b>35.885</b> | 31.690        | 22.428        | 1'43.715        | 213,4        | 16:07'28.144 |
| 3   | 13.660 | 35.910        | <b>31.571</b> | <b>22.416</b> | <b>1'43.557</b> | 214,7        | 16:09'11.701 |
| 4   | 13.629 | 36.550        | 32.642        | 24.700        | 1'47.521        | 212,6        | 16:10'59.222 |
| 5   | 24.124 | 1'21.471      | 45.963        | 36.136        | 3'07.694        | 61,2         | 16:14'06.916 |
| 6   | 26.274 | 1'07.569      | 47.396        | 26.845        | 2'48.084        | 96,3         | 16:16'55.000 |
| 7   | 13.712 | 36.105        | 31.830        | 22.871        | 1'44.518        | <b>217,7</b> | 16:18'39.518 |
| 8   | 13.917 | 36.566        | 32.436        | 22.617        | 1'45.536        | 215,6        | 16:20'25.054 |
| 9   | 13.385 | 36.178        | 31.957        | 22.746        | 1'44.266        | 216,4        | 16:22'09.320 |

**129 N. GIROLAMI (1'43.242)**

| Lap | Seg.1         | Seg.2         | Seg.3         | Seg.4         | Lap Time        | km/h         | Local Time   |
|-----|---------------|---------------|---------------|---------------|-----------------|--------------|--------------|
| 1   |               |               | 32.130        | 1'10.891      | 2'54.382P       | 193,2        | 16:06'32.178 |
| 2   | 24.068        | 36.910        | 31.813        | 22.838        | 1'55.629P       | 209,3        | 16:08'27.807 |
| 3   | 14.208        | 36.623        | 33.251        | 22.962        | 1'47.044        | 209,3        | 16:10'14.851 |
| 4   | 15.299        | 38.137        | 32.540        | 1'02.134      | 2'28.110P       | 207,7        | 16:12'42.961 |
| 5   | 21.652        | 35.975        | <b>31.223</b> | 22.455        | 1'51.305P       | 212,2        | 16:14'34.266 |
| 6   | 13.828        | 54.497        | 46.396        | 26.764        | 2'21.485        | 93,8         | 16:16'55.751 |
| 7   | 13.490        | 35.943        | 31.930        | 23.145        | 1'44.508        | <b>216,0</b> | 16:18'40.259 |
| 8   | 13.593        | 36.259        | 31.567        | 22.592        | 1'44.011        | 211,8        | 16:20'24.270 |
| 9   | 13.501        | 36.249        | 31.967        | 22.429        | 1'44.146        | 214,3        | 16:22'08.416 |
| 10  | 13.398        | 35.933        | 31.698        | 22.367        | 1'43.396        | 214,3        | 16:23'51.812 |
| 11  | <b>13.353</b> | 36.098        | 31.788        | 22.639        | 1'43.878        | 213,0        | 16:25'35.690 |
| 12  | 13.560        | 36.051        | 31.484        | 22.380        | 1'43.475        | 211,8        | 16:27'19.165 |
| 13  | 13.478        | 35.924        | 31.492        | <b>22.348</b> | <b>1'43.242</b> | 211,4        | 16:29'02.407 |
| 14  | 13.386        | 35.934        | 31.510        | 22.431        | 1'43.261        | 212,2        | 16:30'45.668 |
| 15  | 13.379        | 35.986        | 31.570        | 22.503        | 1'43.438        | 211,8        | 16:32'29.106 |
| 16  | 13.497        | <b>35.919</b> | 31.658        | 22.525        | 1'43.599        | 211,4        | 16:34'12.705 |

Race Time 30'34.909 + 5.000Pen

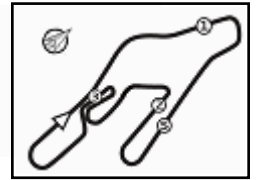
**155 Q. MA (1'42.800)**

| Lap | Seg.1         | Seg.2         | Seg.3         | Seg.4         | Lap Time        | km/h         | Local Time   |
|-----|---------------|---------------|---------------|---------------|-----------------|--------------|--------------|
| 1   |               |               | <b>31.111</b> | <b>22.115</b> | 1'49.967        | 209,3        | 16:05'27.763 |
| 2   | 13.553        | <b>35.855</b> | 31.201        | 22.191        | <b>1'42.800</b> | 209,3        | 16:07'10.563 |
| 3   | <b>13.542</b> | 36.061        | 31.672        | 24.155        | 1'45.430        | 210,9        | 16:08'55.993 |
| 4   | 14.003        | 1'07.314      | 34.153        | 22.743        | 2'18.213        | 190,8        | 16:11'14.206 |
| 5   | 14.119        | 1'17.718      | 45.344        | 36.419        | 2'53.600        | 68,2         | 16:14'07.806 |
| 6   | 25.973        | 1'07.550      | 47.141        | 26.908        | 2'47.572        | 91,8         | 16:16'55.378 |
| 7   | 13.564        | 36.543        | 31.980        | 23.081        | 1'45.168        | <b>214,3</b> | 16:18'40.546 |
| 8   | 13.682        | 36.582        | 32.282        | 22.993        | 1'45.539        | 213,9        | 16:20'26.085 |
| 9   | 13.585        | 36.062        | 31.572        | 22.759        | 1'43.978        | 212,2        | 16:22'10.063 |
| 10  | 13.586        | 36.248        | 31.977        | 22.938        | 1'44.749        | 212,6        | 16:23'54.812 |
| 11  | 13.611        | 36.240        | 32.161        | 22.979        | 1'44.991        | 211,8        | 16:25'39.803 |
| 12  | 13.706        | 36.153        | 32.479        | 22.907        | 1'45.245        | 210,9        | 16:27'25.048 |
| 13  | 13.751        | 36.244        | 31.921        | 22.732        | 1'44.648        | 210,5        | 16:29'09.696 |
| 14  | 13.554        | 36.309        | 31.846        | 23.471        | 1'45.180        | 210,9        | 16:30'54.876 |
| 15  | 13.909        | 36.356        | 32.166        | 22.944        | 1'45.375        | 210,5        | 16:32'40.251 |
| 16  | 13.652        | 36.388        | 32.117        | 22.680        | 1'44.837        | 211,4        | 16:34'25.088 |

Race Time 30'47.292

**168 Y. EHLACHER (1'42.911)**

| Lap | Seg.1         | Seg.2         | Seg.3         | Seg.4         | Lap Time        | km/h         | Local Time   |
|-----|---------------|---------------|---------------|---------------|-----------------|--------------|--------------|
| 1   |               |               | 32.196        | 22.341        | 1'51.487        | 204,2        | 16:05'29.283 |
| 2   | <b>13.378</b> | 35.918        | 31.367        | <b>22.261</b> | 1'42.924        | 209,3        | 16:07'12.207 |
| 3   | 13.390        | <b>35.769</b> | 31.308        | 22.910        | 1'43.377        | 211,4        | 16:08'55.584 |
| 4   | 13.524        | 35.964        | 31.461        | 23.693        | 1'44.642        | 211,4        | 16:10'40.226 |
| 5   | 29.065        | 1'22.849      | 46.464        | 34.865        | 3'13.243        | 69,6         | 16:13'53.469 |
| 6   | 28.529        | 1'07.889      | 52.021        | 28.539        | 2'56.978        | 96,0         | 16:16'50.447 |
| 7   | 13.465        | 35.928        | 31.264        | 22.374        | 1'43.031        | <b>213,9</b> | 16:18'33.478 |
| 8   | 13.532        | 35.851        | <b>31.252</b> | 22.276        | <b>1'42.911</b> | 212,6        | 16:20'16.389 |
| 9   | 13.400        | 35.843        | 31.330        | 22.508        | 1'43.081        | 213,0        | 16:21'59.470 |
| 10  | 13.444        | 35.884        | 31.440        | 22.501        | 1'43.269        | 213,0        | 16:23'42.739 |
| 11  | 13.435        | 36.095        | 31.485        | 22.524        | 1'43.539        | 211,8        | 16:25'26.278 |
| 12  | 13.423        | 35.933        | 31.437        | 22.455        | 1'43.248        | 211,8        | 16:27'09.526 |
| 13  | 13.437        | 36.077        | 31.663        | 22.615        | 1'43.792        | 210,5        | 16:28'53.318 |
| 14  | 13.432        | 36.021        | 31.576        | 22.549        | 1'43.578        | 210,9        | 16:30'36.896 |
|     |               |               |               |               |                 |              |              |



## ACI Racing Weekend Vallelunga, 10-11 Giugno 2023

### TCR Italian Festival - Chronological Analysis Race 2

Start at 16:03'37.796

|                     |        |        |        |        |          |       |              |
|---------------------|--------|--------|--------|--------|----------|-------|--------------|
| 16                  | 13.418 | 36.128 | 31.646 | 22.682 | 1'43.874 | 210,5 | 16:34'04.367 |
| Race Time 30'26.571 |        |        |        |        |          |       |              |

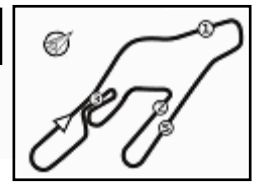
**179 R. HUFF (1'42.459)**

| Lap                 | Seg.1         | Seg.2         | Seg.3         | Seg.4         | Lap Time        | km/h         | Local Time   |
|---------------------|---------------|---------------|---------------|---------------|-----------------|--------------|--------------|
| 1                   |               |               | 31.648        | <b>22.205</b> | 1'50.764        | 215,1        | 16:05'28.560 |
| 2                   | 13.270        | 35.704        | 31.312        | 22.309        | 1'42.595        | 213,9        | 16:07'11.155 |
| 3                   | <b>13.251</b> | 35.890        | 31.674        | 23.258        | 1'44.073        | 215,6        | 16:08'55.228 |
| 4                   | 13.375        | <b>35.577</b> | 31.195        | 23.409        | 1'43.556        | 215,1        | 16:10'38.784 |
| 5                   | 29.819        | 1'22.392      | 46.820        | 34.818        | 3'13.849        | 70,8         | 16:13'52.633 |
| 6                   | 28.691        | 1'07.207      | 52.502        | 28.830        | 2'57.230        | 101,0        | 16:16'49.863 |
| 7                   | 13.413        | 35.634        | <b>31.082</b> | 22.330        | <b>1'42.459</b> | 215,6        | 16:18'32.322 |
| 8                   | 13.415        | 35.737        | 31.132        | 22.451        | 1'42.735        | 215,6        | 16:20'15.057 |
| 9                   | 13.378        | 35.597        | 31.184        | 22.443        | 1'42.602        | 215,6        | 16:21'57.659 |
| 10                  | 13.408        | 35.751        | 31.151        | 22.488        | 1'42.798        | 215,1        | 16:23'40.457 |
| 11                  | 13.344        | 35.836        | 31.267        | 22.483        | 1'42.930        | 215,6        | 16:25'23.387 |
| 12                  | 13.411        | 35.799        | 31.329        | 22.503        | 1'43.042        | <b>216,0</b> | 16:27'06.429 |
| 13                  | 13.434        | 35.894        | 31.392        | 22.526        | 1'43.246        | 214,7        | 16:28'49.675 |
| 14                  | 13.375        | 35.855        | 31.505        | 22.528        | 1'43.263        | 215,1        | 16:30'32.938 |
| 15                  | 13.380        | 35.864        | 31.557        | 22.478        | 1'43.279        | 215,1        | 16:32'16.217 |
| 16                  | 13.355        | 35.923        | 31.557        | 22.628        | 1'43.463        | 215,1        | 16:33'59.680 |
| Race Time 30'21.884 |               |               |               |               |                 |              |              |

**196 M. AZCONA (1'42.432)**

| Lap                 | Seg.1         | Seg.2         | Seg.3         | Seg.4         | Lap Time        | km/h         | Local Time   |
|---------------------|---------------|---------------|---------------|---------------|-----------------|--------------|--------------|
| 1                   |               |               | 32.765        | 22.896        | 1'53.354        | 207,3        | 16:05'31.150 |
| 2                   | 13.592        | 36.914        | 31.446        | 22.368        | 1'44.320        | 208,1        | 16:07'15.470 |
| 3                   | 13.288        | 35.567        | 31.244        | 22.431        | 1'42.530        | 211,8        | 16:08'58.000 |
| 4                   | 13.278        | 36.756        | 31.445        | 24.828        | 1'46.307        | 210,9        | 16:10'44.307 |
| 5                   | 29.913        | 1'22.731      | 45.281        | 35.780        | 3'13.705        | 60,4         | 16:13'58.012 |
| 6                   | 28.411        | 1'07.506      | 51.181        | 27.923        | 2'55.021        | 86,3         | 16:16'53.033 |
| 7                   | 13.410        | 36.124        | <b>31.056</b> | <b>22.325</b> | 1'42.915        | 212,6        | 16:18'35.948 |
| 8                   | 13.382        | <b>35.556</b> | 31.165        | 22.461        | 1'42.564        | 213,0        | 16:20'18.512 |
| 9                   | 13.309        | 35.600        | 31.124        | 22.399        | <b>1'42.432</b> | 213,4        | 16:22'00.944 |
| 10                  | 13.292        | 35.974        | 31.803        | 22.857        | 1'43.926        | <b>214,3</b> | 16:23'44.870 |
| 11                  | 13.346        | 35.697        | 31.195        | 22.414        | 1'42.652        | 211,4        | 16:25'27.522 |
| 12                  | 13.260        | 35.648        | 31.416        | 22.775        | 1'43.099        | 213,0        | 16:27'10.621 |
| 13                  | 13.290        | 35.967        | 31.545        | 22.791        | 1'43.593        | 211,4        | 16:28'54.214 |
| 14                  | 13.281        | 35.925        | 31.601        | 22.910        | 1'43.717        | 212,2        | 16:30'37.931 |
| 15                  | 13.235        | 36.002        | 31.633        | 22.686        | 1'43.556        | 213,0        | 16:32'21.487 |
| 16                  | <b>13.211</b> | 36.075        | 31.610        | 24.067        | 1'44.963        | 212,2        | 16:34'06.450 |
| Race Time 30'28.654 |               |               |               |               |                 |              |              |





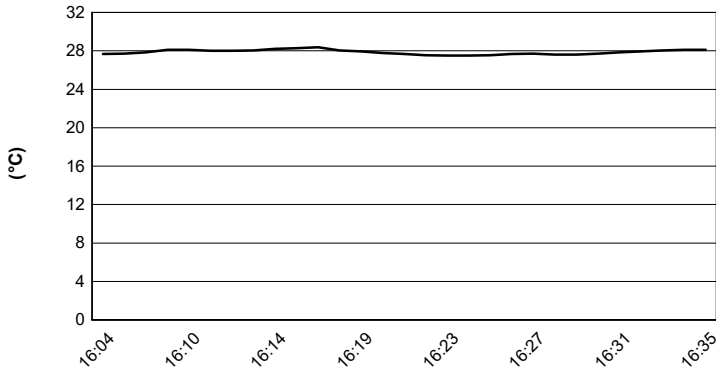
Vallelunga 4.085 m

**ACI Racing Weekend Vallelunga, 10-11 Giugno 2023**

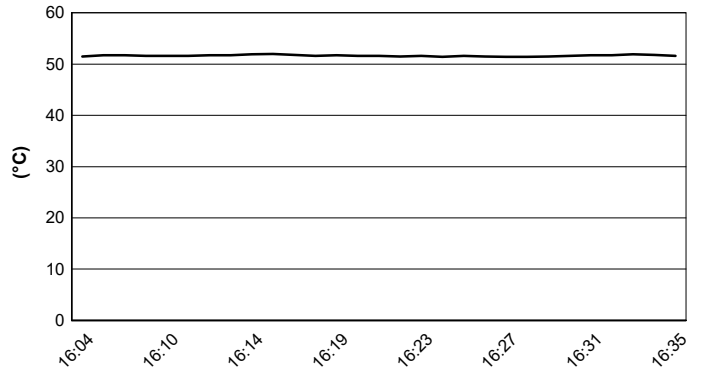
**TCR Italian Festival - Weather Report Race 2**

Session started 16:04 - Session ended 16:35

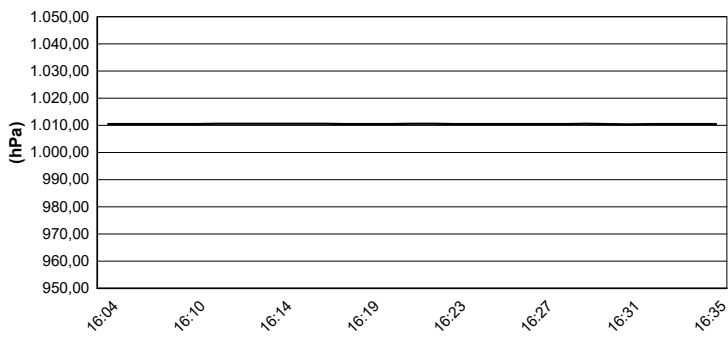
**Air Temperature**



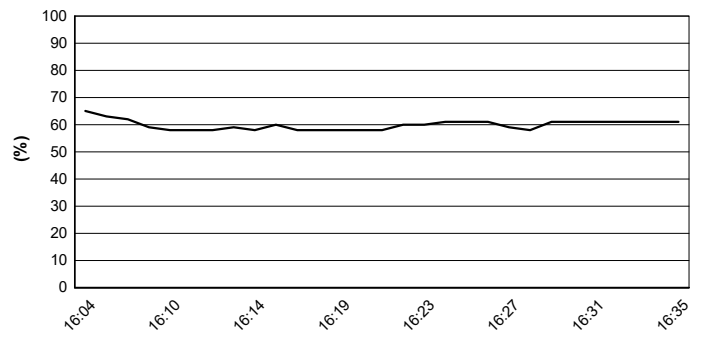
**Track Temperature**



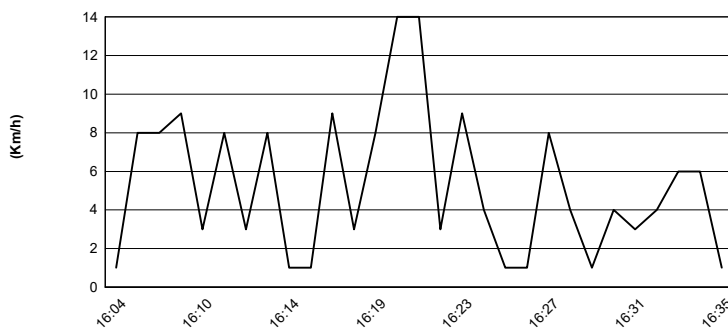
**Air Pressure**



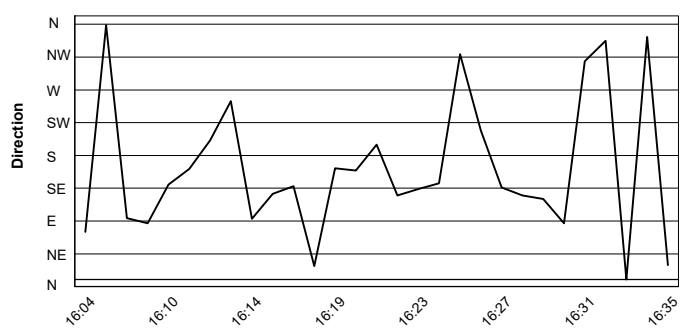
**Humidity**



**Wind Speed**

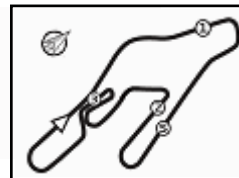


**Wind Direction**



11/06/2023





Vallelunga 4.085 m

**ACI Racing Weekend Vallelunga, 10-11 Giugno 2023**
**TCR Italian Festival - Starting Grid - Race 2 (14 Laps x 4,085 km = 57,190 km)**

|   |     |   |                            |     |  |                            |
|---|-----|---|----------------------------|-----|--|----------------------------|
| 8 | 77  | <b>PUSSIER S.</b><br>SP Compétition             | Cupra<br><b>1'42.205</b>   | 31  | <b>CECCON K.</b><br>Aggressive Team Italia         | Hyundai<br><b>1'41.808</b> |
| 7 | 18  | <b>BUTTI M.</b><br>BRC Hyundai N Squadra Corse  | Hyundai<br><b>1'41.358</b> | 123 | <b>VAHTEL M.</b><br>ALM Motorsport                 | Honda<br><b>1'41.851</b>   |
| 6 | 22  | <b>PAUWELS K.</b><br>Audi Sport Team Comtoyoy   | Audi<br><b>1'41.257</b>    | 76  | <b>COMTE A.</b><br>SP Compétition                  | Cupra<br><b>1'41.621</b>   |
| 5 | 196 | <b>AZCONA M.</b><br>BRC Hyundai N Squadra Corse | Hyundai<br><b>1'40.366</b> | 105 | <b>MICHELISZ N.</b><br>BRC Hyundai N Squadra Corse | Hyundai<br><b>1'40.351</b> |
| 4 | 122 | <b>VERVISCH F.</b><br>Audi Sport Team Comtoyoy  | Audi<br><b>1'40.516</b>    | 111 | <b>BJÖRK T.</b><br>Cyan Racing Lynk & Co           | Lynk&co<br><b>1'40.505</b> |
| 3 | 179 | <b>HUFF R.</b><br>Audi Sport Team Comtoyoy      | Audi<br><b>1'40.817</b>    | 112 | <b>URRUTIA S.</b><br>Cyan Racing Lynk & Co         | Lynk&co<br><b>1'40.540</b> |
| 2 | 129 | <b>GIROLAMI N.</b><br>ALM Motorsport            | Honda<br><b>1'40.818</b>   | 168 | <b>EHRLACHER Y.</b><br>Cyan Racing Lynk & Co       | Lynk&co<br><b>1'40.924</b> |
| 1 | 155 | <b>MA Q.</b><br>Cyan Racing Lynk & Co           | Lynk&co<br><b>1'41.194</b> | 27  | <b>FILIPPI J.</b><br>Audi Sport Team Comtoyoy      | Audi<br><b>1'40.881</b>    |

The Driver n. 31 (Ceccon K.) will start from the back of the grid for Stewards decision n.3

11/06/2023 Stewards :

Francesco Maffezzoni

Iacopo Arcangeli

Paolo Quaranta



Powered by FICr PERUGIA TIMING

