

ACI Racing Weekend Vallelunga, 10-11 Giugno 2023

TCR Italian Festival - Final Results Free Practice 2

Vallelunga 4.085 m

1 / 2

No. Driver	Nat	Entrant	Team	Car	Time	Gap	Rel.	Laps
1 122 VERVISCH Frédéric	BEL	Audi Sport Team Comtoyoy	Audi Sport Team Comtoyoy	Audi RS3 LMS TCR	1'40.093			13
2 27 FILIPPI John	FRA	Audi Sport Team Comtoyoy	Audi Sport Team Comtoyoy	Audi RS3 LMS TCR	1'40.207	0.114	0.114	13
3 179 HUFF Rob	GBR	Audi Sport Team Comtoyoy	Audi Sport Team Comtoyoy	Audi RS3 LMS TCR	1'40.500	0.407	0.293	14
4 22 PAUWELS Kobe	BEL	Audi Sport Team Comtoyoy	Audi Sport Team Comtoyoy	Audi RS3 LMS TCR	1'40.520	0.427	0.020	15
5 76 COMTE Aurélien	FRA	SP Compétition	SP Compétition	Cupra Leon Competición TCR	1'40.730	0.637	0.210	15
6 18 BUTTI Marco	ITA	BRC Hyundai N Squadra Cors	BRC Hyundai N Squadra Corse	Hyundai Elantra N TCR	1'40.883	0.790	0.153	11
7 105 MICHELISZ Norbert	HUN	BRC Hyundai N Squadra Cors	BRC Hyundai N Squadra Corse	Hyundai Elantra N TCR	1'41.088	0.995	0.205	13
8 196 AZCONA Mikel	ESP	BRC Hyundai N Squadra Cors	BRC Hyundai N Squadra Corse	Hyundai Elantra N TCR	1'41.122	1.029	0.034	12
9 112 URRUTIA Santiago	URU	Cyan Racing Lynk & Co	Cyan Racing Lynk & Co	Lynk & Co 03 FL TCR	1'41.231	1.138	0.109	11
10 129 GIROLAMI Néstor	ARG	ALM Motorsport	ALM Motorsport	Honda Civic Type R FL5 TCR	1'41.254	1.161	0.023	11
11 155 MA Qing Hua	CHN	Cyan Racing Lynk & Co	Cyan Racing Lynk & Co	Lynk & Co 03 FL TCR	1'41.339	1.246	0.085	11
12 31 CECCON Kevin	ITA	Aggressive Team Italia	Aggressive Team Italia	Hyundai Elantra N TCR	1'41.363	1.270	0.024	14
13 123 VAHTEL Mattias	EST	ALM Motorsport	ALM Motorsport	Honda Civic Type R FL5 TCR	1'41.390	1.297	0.027	13
14 168 EHRLACHER Yann	FRA	Cyan Racing Lynk & Co	Cyan Racing Lynk & Co	Lynk & Co 03 FL TCR	1'41.431	1.338	0.041	10
15 111 BJÖRK Thed	SWE	Cyan Racing Lynk & Co	Cyan Racing Lynk & Co	Lynk & Co 03 FL TCR	1'41.629	1.536	0.198	11
16 77 PUSSIER Sylvain	FRA	SP Compétition	SP Compétition	Cupra Leon Competición TCR	1'41.688	1.595	0.059	12

Humidity:	78%	AIR	22°C
Condition:	DRY	Track	30°C

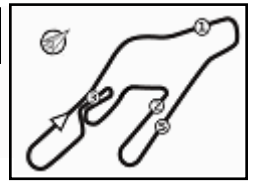
Stewards : Francesco Maffezzoni Iacopo Arcangeli Paolo Quaranta

10/06/2023	Start 09:05	End 09:36
------------	----------------	--------------



Powered by FICr PERUGIA TIMING




ACI Racing Weekend Vallelunga, 10-11 Giugno 2023
TCR Italian Festival - Final Results Free Practice 2

 Vallelunga 4.085 m
 2 / 2

Penalty and Infringement
Fastest Laps Sequence

No.	Entrant	Nat	Team	Car	Local Time	Time	Gap	Avg
122	F. VERVISCH	BEL	Audi Sport Team Comtoyoy	Audi RS3 LMS TCR	09:08'54.389	1'43.995		141,411
122	F. VERVISCH	BEL	Audi Sport Team Comtoyoy	Audi RS3 LMS TCR	09:10'35.792	1'41.403	-2.592	145,025
196	M. AZCONA	ESP	BRC Hyundai N Squadra Corse	Hyundai Elantra N TCR	09:13'03.957	1'41.122	-0.281	145,428
22	K. PAUWELS	BEL	Audi Sport Team Comtoyoy	Audi RS3 LMS TCR	09:16'05.759	1'40.866	-0.256	145,797
179	R. HUFF	GBR	Audi Sport Team Comtoyoy	Audi RS3 LMS TCR	09:21'26.507	1'40.804	-0.062	145,887
27	J. FILIPPI	FRA	Audi Sport Team Comtoyoy	Audi RS3 LMS TCR	09:26'59.069	1'40.371	-0.433	146,516
27	J. FILIPPI	FRA	Audi Sport Team Comtoyoy	Audi RS3 LMS TCR	09:28'39.276	1'40.207	-0.164	146,756
122	F. VERVISCH	BEL	Audi Sport Team Comtoyoy	Audi RS3 LMS TCR	09:35'07.637	1'40.093	-0.114	146,923

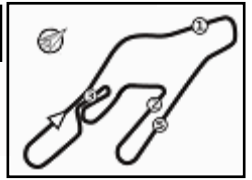
Stewards : Francesco Maffezzoni Iacopo Arcangeli Paolo Quaranta

10/06/2023 Start 09:05 End 09:36



Powered by FICr PERUGIA TIMING





Vallelunga 4.085 m

ACI Racing Weekend Vallelunga, 10-11 Giugno 2023

TCR Italian Festival - Best Sectors & Speed Free Practice 2

BEST LAP			
1	122	VERVISCH Frédéric	Audi RS3 LMS TCR 1'40.093
2	27	FILIPPI John	Audi RS3 LMS TCR 1'40.207
3	179	HUFF Rob	Audi RS3 LMS TCR 1'40.500
4	22	PAUWELS Kobe	Audi RS3 LMS TCR 1'40.520
5	76	COMTE Aurélien	Cupra Leon Competición TCR 1'40.730
6	18	BUTTI Marco	Hyundai Elantra N TCR 1'40.883
7	105	MICHELISZ Norbert	Hyundai Elantra N TCR 1'41.088
8	196	AZCONA Mikel	Hyundai Elantra N TCR 1'41.122
9	112	URRUTIA Santiago	Lynk & Co 03 FL TCR 1'41.231
10	129	GIROLAMI Néstor	Honda Civic Type R FL5 TCR 1'41.254
11	155	MA Qing Hua	Lynk & Co 03 FL TCR 1'41.339
12	31	CECCON Kevin	Hyundai Elantra N TCR 1'41.363
13	123	VAHTEL Mattias	Honda Civic Type R FL5 TCR 1'41.390
14	168	EHLACHER Yann	Lynk & Co 03 FL TCR 1'41.431
15	111	BJÖRK Thed	Lynk & Co 03 FL TCR 1'41.629
16	77	PUSSIER Sylvain	Cupra Leon Competición TCR 1'41.688

SPEED			
1	22	PAUWELS Kobe	Audi RS3 LMS TCR 218,2
2	179	HUFF Rob	Audi RS3 LMS TCR 217,7
3	122	VERVISCH Frédéric	Audi RS3 LMS TCR 217,7
4	123	VAHTEL Mattias	Honda Civic Type R FL5 TCR 216,4
5	27	FILIPPI John	Audi RS3 LMS TCR 216,4
6	112	URRUTIA Santiago	Lynk & Co 03 FL TCR 215,6
7	77	PUSSIER Sylvain	Cupra Leon Competición TCR 214,7
8	129	GIROLAMI Néstor	Honda Civic Type R FL5 TCR 214,3
9	76	COMTE Aurélien	Cupra Leon Competición TCR 213,9
10	111	BJÖRK Thed	Lynk & Co 03 FL TCR 213,9
11	31	CECCON Kevin	Hyundai Elantra N TCR 213,0
12	105	MICHELISZ Norbert	Hyundai Elantra N TCR 213,0
13	196	AZCONA Mikel	Hyundai Elantra N TCR 212,6
14	18	BUTTI Marco	Hyundai Elantra N TCR 211,8
15	168	EHLACHER Yann	Lynk & Co 03 FL TCR 211,8
16	155	MA Qing Hua	Lynk & Co 03 FL TCR 210,9

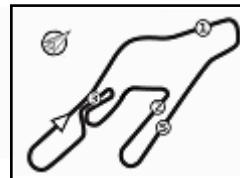
SEG. 1		
1	22	PAUWELS Kobe 13.098
2	27	FILIPPI John 13.150
3	122	VERVISCH Frédéric 13.158
4	179	HUFF Rob 13.197
5	123	VAHTEL Mattias 13.227
6	105	MICHELISZ Norbert 13.228
7	129	GIROLAMI Néstor 13.245
8	196	AZCONA Mikel 13.249
9	112	URRUTIA Santiago 13.264
10	18	BUTTI Marco 13.266
11	111	BJÖRK Thed 13.322
12	76	COMTE Aurélien 13.383
13	31	CECCON Kevin 13.429
14	168	EHLACHER Yann 13.439
15	77	PUSSIER Sylvain 13.501
16	155	MA Qing Hua 13.531

SEG. 2		
1	122	VERVISCH Frédéric 34.652
2	179	HUFF Rob 34.734
3	27	FILIPPI John 34.776
4	111	BJÖRK Thed 34.831
5	22	PAUWELS Kobe 34.875
6	129	GIROLAMI Néstor 34.877
7	18	BUTTI Marco 34.889
8	76	COMTE Aurélien 34.894
9	112	URRUTIA Santiago 34.920
10	168	EHLACHER Yann 34.943
11	31	CECCON Kevin 34.987
12	105	MICHELISZ Norbert 35.019
13	196	AZCONA Mikel 35.036
14	77	PUSSIER Sylvain 35.116
15	123	VAHTEL Mattias 35.208
16	155	MA Qing Hua 35.253

SEG. 3		
1	112	URRUTIA Santiago 30.287
2	27	FILIPPI John 30.312
3	196	AZCONA Mikel 30.424
4	76	COMTE Aurélien 30.439
5	122	VERVISCH Frédéric 30.485
6	155	MA Qing Hua 30.488
7	22	PAUWELS Kobe 30.523
8	111	BJÖRK Thed 30.552
9	168	EHLACHER Yann 30.564
10	179	HUFF Rob 30.628
11	105	MICHELISZ Norbert 30.632
12	129	GIROLAMI Néstor 30.658
13	31	CECCON Kevin 30.675
14	18	BUTTI Marco 30.778
15	123	VAHTEL Mattias 30.941
16	77	PUSSIER Sylvain 30.963

SEG. 4		
1	129	GIROLAMI Néstor 21.605
2	112	URRUTIA Santiago 21.746
3	179	HUFF Rob 21.750
4	122	VERVISCH Frédéric 21.759
5	111	BJÖRK Thed 21.808
6	76	COMTE Aurélien 21.809
7	123	VAHTEL Mattias 21.856
8	18	BUTTI Marco 21.868
9	155	MA Qing Hua 21.896
10	27	FILIPPI John 21.911
11	105	MICHELISZ Norbert 21.932
12	22	PAUWELS Kobe 21.932
13	196	AZCONA Mikel 21.935
14	168	EHLACHER Yann 21.976
15	31	CECCON Kevin 22.037
16	77	PUSSIER Sylvain 22.049





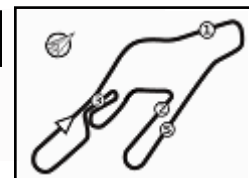
ACI Racing Weekend Vallelunga, 10-11 Giugno 2023

TCR Italian Festival - Ideal Time Free Practice 2

Vallelunga 4.085 m

No. Driver	Car	Seg. 1 Diff. 1	Seg. 2 Diff. 2	Seg. 3 Diff. 3	Seg. 4 Diff. 4	Ideal Time		
						Best Lap	Pos.	Diff.
1 122 VERVISCH F. (BEL)	Audi RS3 LMS TCR	13.158	34.652 +0.039	30.485	21.759	1'40.054 1'40.093	1	0.039
2 27 FILIPPI J. (FRA)	Audi RS3 LMS TCR	13.150	34.776 +0.013	30.312	21.911 +0.045	1'40.149 1'40.207	2	0.058
3 112 URRUTIA S. (URU)	Lynk & Co 03 FL TCR	13.264	34.920 +0.194	30.287 +0.385	21.746 +0.435	1'40.217 1'41.231	9	1.014
4 179 HUFF R. (GBR)	Audi RS3 LMS TCR	13.197 +0.114	34.734	30.628 +0.077	21.750	1'40.309 1'40.500	3	0.191
5 129 GIROLAMI N. (ARG)	Honda Civic Type R FL5 TCR	13.245 +0.035	34.877 +0.313	30.658 +0.189	21.605 +0.332	1'40.385 1'41.254	10	0.869
6 22 PAUWELS K. (BEL)	Audi RS3 LMS TCR	13.098 +0.055	34.875 +0.037	30.523	21.932	1'40.428 1'40.520	4	0.092
7 111 BJÖRK T. (SWE)	Lynk & Co 03 FL TCR	13.322 +0.057	34.831	30.552 +0.247	21.808 +0.812	1'40.513 1'41.629	15	1.116
8 76 COMTE A. (FRA)	Cupra Leon Competición TCR	13.383 +0.044	34.894 +0.161	30.439	21.809	1'40.525 1'40.730	5	0.205
9 196 AZCONA M. (ESP)	Hyundai Elantra N TCR	13.249 +0.169	35.036 +0.137	30.424	21.935 +0.172	1'40.644 1'41.122	8	0.478
10 18 BUTTI M. (ITA)	Hyundai Elantra N TCR	13.266 +0.049	34.889	30.778 +0.033	21.868	1'40.801 1'40.883	6	0.082
11 105 MICHELISZ N. (HUN)	Hyundai Elantra N TCR	13.228 +0.026	35.019 +0.157	30.632	21.932 +0.094	1'40.811 1'41.088	7	0.277
12 168 EHRLACHER Y. (FRA)	Lynk & Co 03 FL TCR	13.439 +0.037	34.943 +0.267	30.564 +0.140	21.976 +0.065	1'40.922 1'41.431	14	0.509
13 31 CECCON K. (ITA)	Hyundai Elantra N TCR	13.429 +0.120	34.987	30.675 +0.087	22.037 +0.028	1'41.128 1'41.363	12	0.235
14 155 MA Q. (CHN)	Lynk & Co 03 FL TCR	13.531 +0.012	35.253 +0.077	30.488	21.896 +0.082	1'41.168 1'41.339	11	0.171
15 123 VAHTEL M. (EST)	Honda Civic Type R FL5 TCR	13.227 +0.022	35.208	30.941 +0.061	21.856 +0.075	1'41.232 1'41.390	13	0.158
16 77 PUSSIER S. (FRA)	Cupra Leon Competición TCR	13.501 +0.049	35.116	30.963	22.049 +0.010	1'41.629 1'41.688	16	0.059
Overall Ideal Time		13.098	34.652	30.287	21.605	1'39.642		





ACI Racing Weekend Vallelunga, 10-11 Giugno 2023

TCR Italian Festival - Chronological Analysis Free Practice 2

Vallelunga 4.085 m

1 / 3

18 M. BUTTI (1'40.883)						
Lap	Seg.1	Seg.2	Seg.3	Seg.4	Lap Time	Local Time
1						9:05'16.703
2	23.030	38.506	32.131	2'37.319	4'10.986P	203,8
3	23.321	38.334	32.027	23.836	1'57.518P	204,5
4	13.270	35.529	31.118	22.026	1'41.943	211,8
5	13.266	35.574	30.875	22.239	1'41.954	211,4
6	13.331	35.552	32.328	3'08.938	4'30.149P	211,8
7	21.417	36.345	31.209	22.717	1'51.688P	210,5
8	13.371	35.346	31.199	22.246	1'42.162	210,5
9	13.328	35.513	31.102	22.354	1'42.297	210,9
10	13.362	35.384	31.321	4'50.429	6'10.496P	209,7
11	22.686	38.002	31.501	22.104	1'54.293P	204,9
12	13.315	34.889	30.811	21.868	1'40.883	211,4

11	13.498	35.527	31.125	1'26.093	2'46.243P	212,2	9:26'07.534
12	26.205	44.154	33.352	22.635	2'06.346P	133,2	9:28'13.880
13	13.549	34.987	30.762	22.065	1'41.363	210,9	9:29'55.243
14	13.488	35.096	30.675	22.210	1'41.469	213,0	9:31'36.712
15	16.484	42.822	34.994	3'31.937	5'06.237P	176,2	9:36'42.949

22 K. PAUWELS (1'40.520)						
Lap	Seg.1	Seg.2	Seg.3	Seg.4	Lap Time	Local Time
1						9:05'19.823
2	25.496	43.320	35.228	23.741	2'07.785P	192,9
3	14.768	38.583	32.778	22.643	1'48.772	209,7
4	13.658	35.760	32.877	1'48.450	3'10.745P	215,1
5	21.662	41.057	33.017	22.032	1'57.768P	214,7
6	13.168	35.073	30.634	21.991	1'40.866	216,0
7	13.187	46.212	39.107	22.048	2'00.554	142,9
8	13.111	35.004	30.750	22.002	1'40.867	216,9
9	13.154	35.312	30.872	22.205	1'41.543	216,0
10	13.473	36.463	32.487	2'56.652	4'19.075P	208,5
11	22.698	43.180	35.688	22.497	2'04.063P	180,0
12	13.189	34.875	30.612	21.947	1'40.623	215,1
13	13.153	34.912	30.523	21.932	1'40.520	216,0
14	13.143	35.211	44.056	26.718	1'59.128	216,4
15	13.098	34.964	30.648	22.158	1'40.868	216,9
16	13.164	35.015	30.609	22.192	1'40.980	218,2

76 A. COMTE (1'40.730)						
Lap	Seg.1	Seg.2	Seg.3	Seg.4	Lap Time	Local Time
1						9:05'32.389
2	27.891	45.680	35.864	25.112	2'14.547P	139,7
3	18.386	40.642	34.423	23.689	1'57.140	181,5
4	14.093	37.753	32.238	23.452	1'47.536	206,1
5	13.807	36.178	31.805	1'47.819	3'09.609P	213,0
6	30.988	37.513	32.051	22.281	2'02.833P	212,6
7	13.506	35.117	30.604	22.010	1'41.237	213,4
8	13.535	34.894	30.528	21.930	1'40.887	213,0
9	13.453	35.085	30.646	22.074	1'41.258	212,6
10	13.439	35.195	30.829	22.110	1'41.573	212,2
11	13.441	35.100	30.863	22.130	1'41.534	212,6
12	13.453	35.380	30.823	22.158	1'41.814	212,2
13	13.611	35.727	31.419	2'05.877	3'26.634P	213,4
14	24.401	40.872	35.415	22.415	2'03.103P	154,7
15	13.427	35.055	30.439	21.809	1'40.730	213,9
16	13.383	35.054	30.562	22.133	1'41.132	213,4

27 J. FILIPPI (1'40.207)						
Lap	Seg.1	Seg.2	Seg.3	Seg.4	Lap Time	Local Time
1						9:05'18.110
2	26.629	46.439	36.548	25.976	2'15.592P	151,9
3	17.629	40.203	32.950	2'12.333	3'43.115P	153,4
4	50.685	36.848	31.525	22.390	2'21.448P	209,7
5	13.534	35.314	30.783	22.066	1'41.697	215,6
6	13.316	35.115	30.755	22.311	1'41.497	216,4
7	13.225	35.193	31.104	22.251	1'41.773	215,6
8	13.261	35.493	32.035	3'17.902	4'38.691P	215,6
9	24.314	37.813	32.302	22.346	1'56.775P	208,5
10	13.176	34.776	30.508	21.911	1'40.371	216,0
11	13.150	34.789	30.312	21.956	1'40.207	216,0
12	13.770	37.663	31.761	22.417	1'45.611	208,9
13	13.175	35.035	30.663	22.099	1'40.972	216,4
14	13.901	40.241	32.944	3'11.291	4'38.377P	150,0

77 S. PUSSIER (1'41.688)						
Lap	Seg.1	Seg.2	Seg.3	Seg.4	Lap Time	Local Time
1						9:05'35.828
2	27.739	43.720	36.326	24.756	2'12.541P	177,3
3	15.604	37.888	33.196	2'13.433	3'40.121P	209,3
4	23.298	38.689	32.679	22.845	1'57.511P	185,2
5	14.069	35.655	31.202	22.081	1'43.007	212,6
6	13.645	35.326	31.109	22.069	1'42.149	213,9
7	13.579	35.340	33.318	2'03.032	3'25.269P	213,4
8	25.307	39.307	32.519	22.543	1'59.676P	201,9
9	13.943	35.856	31.603	22.084	1'43.486	213,0
10	13.550	35.116	30.963	22.059	1'41.688	213,9
11	13.501	36.733	37.355	52.323	2'19.912P	214,3
12	48.932	47.732	31.914	22.190	2'30.768P	134,3
13	13.520	35.345	31.043	22.049	1'41.957	214,3

31 K. CECCON (1'41.363)						
Lap	Seg.1	Seg.2	Seg.3	Seg.4	Lap Time	Local Time
1						9:05'04.650
2	27.257	47.933	36.029	26.072	2'17.291P	137,9
3	17.233	43.030	34.371	24.045	1'58.679	176,5
4	17.660	39.148	34.604	1'57.596	3'29.008P	206,5
5	24.490	39.525	31.751	22.198	1'57.964P	205,7
6	13.506	35.248	30.783	22.037	1'41.574	211,4
7	13.495	35.353	30.683	22.041	1'41.572	212,6
8	13.463	35.356	30.696	22.119	1'41.634	212,2
9	13.429	39.802	31.199	22.256	1'46.686	154,1
10	13.435	35.466	31.043	22.289	1'42.233	212,6

105 N. MICHELISZ (1'41.088)						
Lap	Seg.1	Seg.2	Seg.3	Seg.4	Lap Time	Local Time
1						9:05'12.786
2	24.512	38.862	32.463	2'35.653	4'11.490P	200,7
3	25.939	38.004	32.195	23.606	1'59.744P	208,9
4	13.361	35.275	31.022	21.932	1'41.590	209,7
5	13.331	38.284	30.806	22.493	1'44.914	207,3
6	13.228	35.019	30.992	22.072	1'41.311	211,4
7	13.363	35.167	30.720	22.003	1'41.253	210,9
8	13.254	35.176	30.632	22.026	1'41.088	211,4
9	13.236	35.454	30.961	22.116	1'41.767	212,2
10	13.295	35.251	30.685	22.056	1'41.287	210,9
11	13.312	35.157	30.671	21.993	1'41.133	210,1
12	14.264	36.812	31.486	4'11.257	5'33.819P	199,6
13	37.966	38.155	31.509	22.533	2'10.163P	184,9
14	13.247	35.151	30.712	22.154	1'41.264	210,1

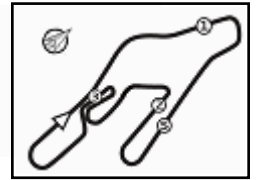
10/06/2023 P = Pits In/Out - C = Lap Time Cancelled

111 T. BJÖRK (1'41.629)						
Lap	Seg.1	Seg.2	Seg.3	Seg.4	Lap Time	Local Time
1						9:05'27.920
2	23.042	38.283	32.162	1'48.634	3'22.121P	206,9



Powered by FICr PERUGIA TIMING





ACI Racing Weekend Vallelunga, 10-11 Giugno 2023

TCR Italian Festival - Chronological Analysis Free Practice 2

Vallelunga 4.085 m

2 / 3

3	22.425	36.761	31.529	22.103	1'52.818P	206,9	9:10'42.859	2	26.226	40.029	32.057	22.173	2'00.485P	205,7	9:07'07.232
4	13.676	34.891	31.276	21.987	1'41.830	212,6	9:12'24.689	3	13.745	35.384	31.118	3'34.772	4'55.019P	212,6	9:12'02.251
5	13.379	34.831	30.799	22.620	1'41.629	212,6	9:14'06.318	4	24.072	37.321	32.598	21.776	1'55.767P	210,1	9:13'58.018
6	13.771	36.810	32.158	3'29.490	4'52.229P	210,5	9:18'58.547	5	13.314	34.881	30.658	2'34.748	3'53.601P	213,9	9:17'51.619
7	39.148	37.432	30.973	22.013	2'09.566P	207,7	9:21'08.113	6	23.629	40.832	33.424	21.605	1'59.490P	209,3	9:19'51.109
8	13.395	34.840	30.552	22.936	1'41.723	212,2	9:22'49.836	7	13.245	34.877	30.670	3'35.817	4'54.609P	214,3	9:24'45.718
9	13.865	36.333	34.508	1'55.024	3'19.730P	209,3	9:26'09.566	8	25.264	41.910	35.232	22.087	2'04.493P	165,6	9:26'50.211
10	46.119	36.786	31.629	21.808	2'16.342P	210,1	9:28'25.908	9	13.300	35.000	30.978	22.199	1'41.477	213,9	9:28'31.688
11	13.322	34.981	31.280	22.057	1'41.640	213,9	9:30'07.548	10	14.867	39.258	34.441	38.061	2'06.627P	186,9	9:30'38.315
12	13.368	35.628	31.026	1'46.817	3'06.839P	213,0	9:33'14.387	11	44.576	40.834	34.118	22.004	2'21.532P	185,2	9:32'59.847
								12	13.280	35.190	30.847	21.937	1'41.254	214,3	9:34'41.101

112 S. URRUTIA (1'41.231)

Lap	Seg.1	Seg.2	Seg.3	Seg.4	Lap Time	km/h	Local Time
1							9:05'23.185
2	23.453	40.264	31.710	22.337	1'57.764P	193,2	9:07'20.949
3	13.727	35.273	30.785	1'49.516	3'09.301P	213,0	9:10'30.250
4	21.754	36.115	30.728	21.746	1'50.343P	208,9	9:12'20.593
5	13.382	34.920	30.287	23.993	1'42.582	213,9	9:14'03.175
6	13.344	35.323	30.306	22.770	1'41.743	213,4	9:15'44.918
7	13.949	35.951	33.472	4'54.730	6'18.102P	213,0	9:22'03.020
8	36.589	36.020	30.839	21.824	2'05.272P	213,0	9:24'08.292
9	13.324	35.016	30.431	23.062	1'41.833	213,4	9:25'50.125
10	13.466	35.483	31.067	4'03.769	5'23.785P	213,4	9:31'13.910
11	35.013	36.208	31.159	22.382	2'04.762P	213,0	9:33'18.672
12	13.264	35.114	30.672	22.181	1'41.231	214,7	9:34'59.903

155 Q. MA (1'41.339)

Lap	Seg.1	Seg.2	Seg.3	Seg.4	Lap Time	km/h	Local Time
1							9:05'21.523
2	24.574	40.055	31.877	1'49.219	3'25.725P	202,6	9:08'47.248
3	38.916	37.486	31.671	22.205	2'10.278P	206,5	9:10'57.526
4	13.533	35.369	30.610	22.684	1'42.196	209,7	9:12'39.722
5	13.543	35.330	30.488	21.978	1'41.339	210,9	9:14'21.061
6	13.909	36.428	31.886	4'19.704	5'41.927P	208,1	9:20'02.988
7	38.947	36.855	32.192	22.534	2'10.528P	207,3	9:22'13.516
8	13.544	35.253	30.881	21.919	1'41.597	210,1	9:23'55.113
9	13.691	35.351	30.713	21.896	1'41.651	210,1	9:25'36.764
10	14.264	36.807	32.353	4'36.785	6'00.209P	206,9	9:31'36.973
11	32.001	36.824	32.173	22.596	2'03.594P	208,5	9:33'40.567
12	13.531	35.278	31.132	22.008	1'41.949	210,5	9:35'22.516

122 F. VERVISH (1'40.093)

Lap	Seg.1	Seg.2	Seg.3	Seg.4	Lap Time	km/h	Local Time
1							9:05'09.725
2	24.347	41.176	32.617	22.529	2'00.669P	189,8	9:07'10.394
3	14.102	36.639	31.150	22.104	1'43.995	206,9	9:08'54.389
4	13.341	35.349	30.665	22.048	1'41.403	214,7	9:10'35.792
5	14.131	38.932	32.663	1'31.238	2'56.964P	193,5	9:13'32.756
6	23.718	35.671	32.496	22.656	1'54.541P	215,6	9:15'27.297
7	13.179	34.767	1'06.749	2'02.004	3'56.699P	216,9	9:19'23.996
8	27.820	35.182	31.086	22.462	1'56.550P	215,1	9:21'20.546
9	13.194	34.904	33.189	22.214	1'43.501	215,6	9:23'04.047
10	13.228	35.096	30.834	22.077	1'41.235	216,0	9:24'45.282
11	13.242	35.155	30.921	3'46.356	5'05.674P	215,1	9:29'50.956
12	24.493	37.666	31.431	22.282	1'55.872P	209,7	9:31'46.828
13	13.178	34.652	31.115	21.771	1'40.716	217,7	9:33'27.544
14	13.158	34.691	30.485	21.759	1'40.093	217,3	9:35'07.637

168 Y. EHLRACHER (1'41.431)

Lap	Seg.1	Seg.2	Seg.3	Seg.4	Lap Time	km/h	Local Time
1							9:05'25.836
2	23.161	38.533	32.208	4'01.044	5'34.946P	203,0	9:11'00.782
3	52.257	36.495	32.676	22.672	2'24.100P	208,9	9:13'24.882
4	13.463	35.092	30.622	23.019	1'42.196	210,9	9:15'07.078
5	13.439	34.943	30.564	23.153	1'42.099	211,8	9:16'49.177
6	13.533	39.168	35.697	6'39.102	8'07.500P	171,7	9:24'56.677
7	34.602	37.669	32.220	21.976	2'06.467P	205,3	9:27'03.144
8	13.476	35.210	30.704	22.041	1'41.431	210,5	9:28'44.575
9	13.646	35.710	30.878	22.002	1'42.236	210,5	9:30'26.811
10	13.455	35.322	30.704	22.284	1'41.765	210,9	9:32'08.576
11	13.544	35.478	31.280	36.808	1'57.110P	211,8	9:34'05.686

179 R. HUFF (1'40.500)

Lap	Seg.1	Seg.2	Seg.3	Seg.4	Lap Time	km/h	Local Time
1							9:05'40.950
2	26.586	44.125	35.344	24.310	2'10.365P	180,0	9:07'51.315
3	14.466	39.139	34.294	23.569	1'51.468	204,5	9:09'42.783
4	13.939	36.964	32.115	22.634	1'45.652	213,9	9:11'28.435
5	13.542	35.840	31.731	22.331	1'43.444	215,1	9:13'11.879
6	13.454	35.222	34.693	1'34.401	2'57.770P	216,0	9:16'09.649
7	23.961	36.940	31.973	22.286	1'55.160P	212,6	9:18'04.809
8	13.319	34.833	30.652	22.090	1'40.894	217,7	9:19'45.703
9	13.324	34.961	30.628	21.891	1'40.804	215,6	9:21'26.507
10	13.236	35.004	33.730	1'46.350	3'08.320P	215,6	9:24'34.827
11	27.583	38.053	32.903	22.535	2'01.074P	212,6	9:26'35.901
12	13.311	34.734	30.705	21.750	1'40.500	216,0	9:28'16.401
13	13.197	34.795	32.639	37.749	1'58.380P	216,9	9:30'14.781
14	31.570	40.027	42.533	23.658	2'17.788P	183,7	9:32'32.569
15	13.206	34.954	30.702	22.030	1'40.892	216,4	9:34'13.461

129 N. GIROLAMI (1'41.254)

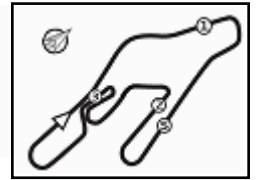
Lap	Seg.1	Seg.2	Seg.3	Seg.4	Lap Time	km/h	Local Time
1							9:05'06.747

196 M. AZCONA (1'41.122)

Lap	Seg.1	Seg.2	Seg.3	Seg.4	Lap Time	km/h	Local Time
1							9:05'14.896
2	24.192	38.332	32.119	2'36.497	4'11.140P	203,8	9:09'26.036

10/06/2023 P = Pits In/Out - C = Lap Time Cancelled



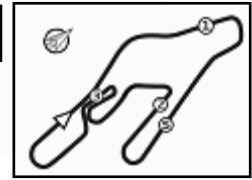


Vallelunga 4.085 m

ACI Racing Weekend Vallelunga, 10-11 Giugno 2023
TCR Italian Festival - Chronological Analysis Free Practice 2

3	24.158	37.484	32.030	23.127	1'56.799P	204,5	9:11'22.835
4	13.418	35.173	30.424	22.107	1'41.122	209,7	9:13'03.957
5	13.372	35.036	30.788	21.935	1'41.131	210,9	9:14'45.088
6	13.368	35.041	30.756	22.013	1'41.178	210,9	9:16'26.266
7	13.369	35.478	30.865	22.192	1'41.904	210,1	9:18'08.170
8	16.053	38.233	31.069	22.009	1'47.364	211,4	9:19'55.534
9	13.249	35.185	30.936	22.072	1'41.442	212,6	9:21'36.976
10	13.283	35.270	30.543	22.101	1'41.197	210,9	9:23'18.173
11	13.297	35.293	30.653	22.086	1'41.329	211,8	9:24'59.502
12	13.622	37.268	32.100	7'00.075	8'23.065P	208,9	9:33'22.567
13	22.723	37.013	31.510	22.391	1'53.637P	206,9	9:35'16.204





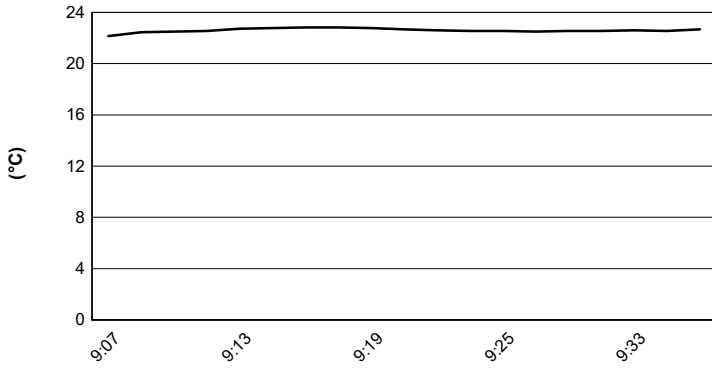
Vallelunga 4.085 m

ACI Racing Weekend Vallelunga, 10-11 Giugno 2023

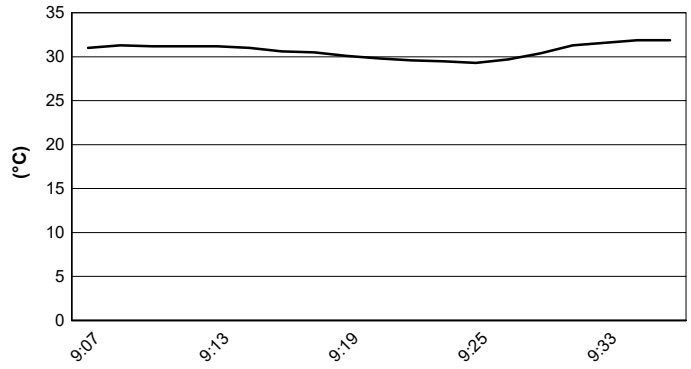
TCR Italian Festival - Weather Report Free Practice 2

Session started 09:05 - Session ended 9:36

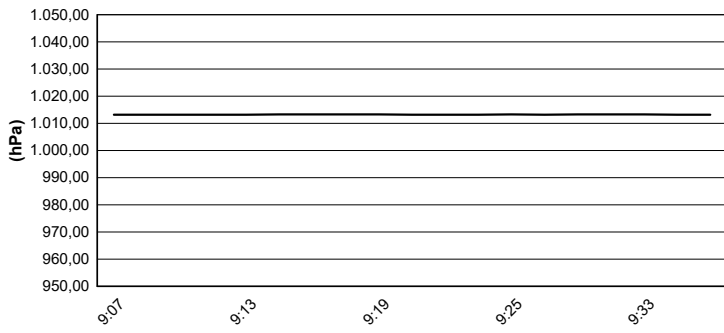
Air Temperature



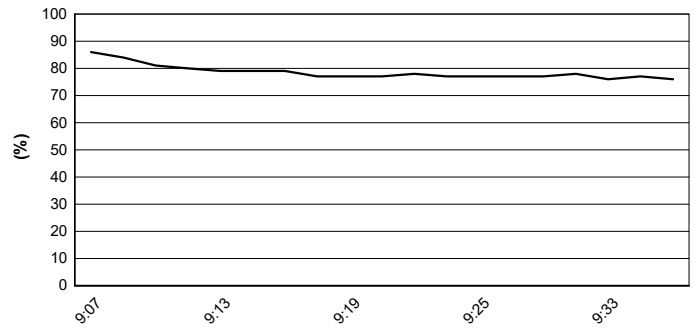
Track Temperature



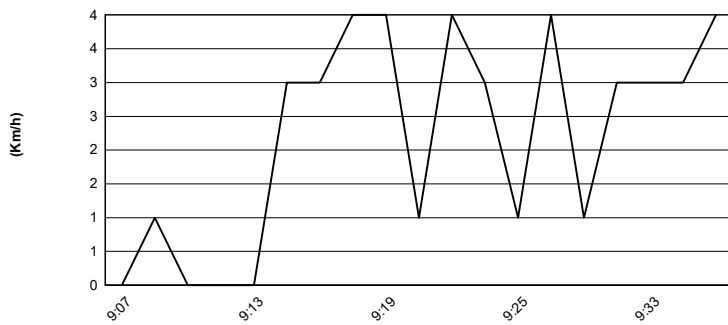
Air Pressure



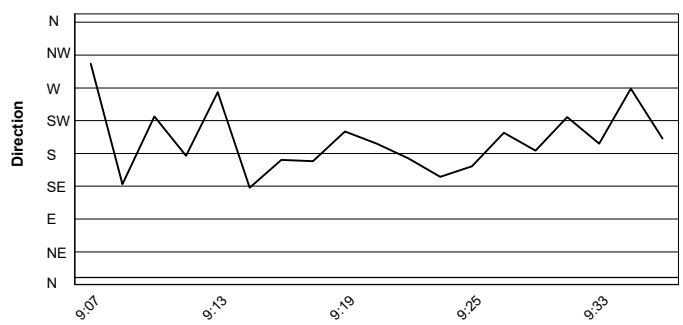
Humidity



Wind Speed



Wind Direction



10/06/2023



Powered by FICr PERUGIA TIMING

