

ACI Racing Weekend Vallelunga, 10-11 Giugno 2023

TCR Italian Festival - Results Qualifying 1

Vallelunga 4.085 m

1 / 2

No. Driver	Nat	Entrant	Team	Car	Time	Gap	Rel.	Laps
1 105 MICHELISZ Norbert	HUN	BRC Hyundai N Squadra Corse	BRC Hyundai N Squadra Corse	Hyundai Elantra N TCR	1'40.363			8
2 112 URRUTIA Santiago	URU	Cyan Racing Lynk & Co	Cyan Racing Lynk & Co	Lynk & Co 03 FL TCR	1'40.540	0.177	0.177	7
3 111 BJÖRK Thed	SWE	Cyan Racing Lynk & Co	Cyan Racing Lynk & Co	Lynk & Co 03 FL TCR	1'40.557	0.194	0.017	6
4 129 GIROLAMI Néstor	ARG	ALM Motorsport	ALM Motorsport	Honda Civic Type R FL5 TCR	1'40.818	0.455	0.261	5
5 196 AZCONA Mikel	ESP	BRC Hyundai N Squadra Corse	BRC Hyundai N Squadra Corse	Hyundai Elantra N TCR	1'40.854	0.491	0.036	7
6 27 FILIPPI John	FRA	Audi Sport Team Comtoyoyou	Audi Sport Team Comtoyoyou	Audi RS3 LMS TCR	1'40.881	0.518	0.027	9
7 168 EHRLACHER Yann	FRA	Cyan Racing Lynk & Co	Cyan Racing Lynk & Co	Lynk & Co 03 FL TCR	1'40.924	0.561	0.043	6
8 122 VERVISCH Frédéric	BEL	Audi Sport Team Comtoyoyou	Audi Sport Team Comtoyoyou	Audi RS3 LMS TCR	1'40.948	0.585	0.024	9
9 179 HUFF Rob	GBR	Audi Sport Team Comtoyoyou	Audi Sport Team Comtoyoyou	Audi RS3 LMS TCR	1'41.104	0.741	0.156	9
10 22 PAUWELS Kobe	BEL	Audi Sport Team Comtoyoyou	Audi Sport Team Comtoyoyou	Audi RS3 LMS TCR	1'41.155	0.792	0.051	9
11 155 MA Qing Hua	CHN	Cyan Racing Lynk & Co	Cyan Racing Lynk & Co	Lynk & Co 03 FL TCR	1'41.246	0.883	0.091	7
12 76 COMTE Aurélien	FRA	SP Compétition	SP Compétition	Cupra Leon Competición TCR	1'41.269	0.906	0.023	9
13 18 BUTTI Marco	ITA	BRC Hyundai N Squadra Corse	BRC Hyundai N Squadra Corse	Hyundai Elantra N TCR	1'41.358	0.995	0.089	8
14 31 CECCON Kevin	ITA	Aggressive Team Italia	Aggressive Team Italia	Hyundai Elantra N TCR	1'41.808	1.445	0.450	9
15 123 VAHTEL Mattias	EST	ALM Motorsport	ALM Motorsport	Honda Civic Type R FL5 TCR	1'41.851	1.488	0.043	10
16 77 PUSSIER Sylvain	FRA	SP Compétition	SP Compétition	Cupra Leon Competición TCR	1'42.205	1.842	0.354	9

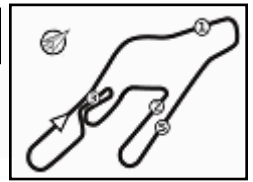
Humidity:	61%	AIR	26°C
Condition:	DRY	Track	53°C

Stewards : Francesco Maffezzoni Iacopo Arcangeli Paolo Quaranta

 Start End
 10/06/2023 14:05 14:26


Powered by FICr PERUGIA TIMING




ACI Racing Weekend Vallelunga, 10-11 Giugno 2023
TCR Italian Festival - Results Qualifying 1
Penalty and Infringement
Fastest Laps Sequence

No.	Entrant	Nat	Team	Car	Local Time	Time	Gap	Avg
129	N. GIROLAMI	ARG	ALM Motorsport	Honda Civic Type R FL5 TCR	14:08'52.773	1'41.725		144,566
196	M. AZCONA	ESP	BRC Hyundai N Squadra Corse	Hyundai Elantra N TCR	14:08'55.001	1'40.927	-0.798	145,709
129	N. GIROLAMI	ARG	ALM Motorsport	Honda Civic Type R FL5 TCR	14:15'29.055	1'40.818	-0.109	145,867
112	S. URRUTIA	URU	Cyan Racing Lynk & Co	Lynk & Co 03 FL TCR	14:15'38.026	1'40.540	-0.278	146,270
105	N. MICHELISZ	HUN	BRC Hyundai N Squadra Corse	Hyundai Elantra N TCR	14:23'15.884	1'40.363	-0.177	146,528

Stewards : Francesco Maffezzoni

Iacopo Arcangeli

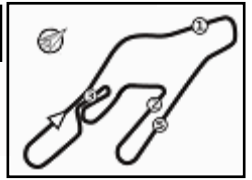
Paolo Quaranta

10/06/2023 Start 14:05 End 14:26



Powered by FICr PERUGIA TIMING





Vallelunga 4.085 m

ACI Racing Weekend Vallelunga, 10-11 Giugno 2023

TCR Italian Festival - Best Sectors & Speed Qualifying 1

BEST LAP			
1	105 MICHELISZ Norbert	Hvundai Elantra N TCR	1'40.363
2	112 URRUTIA Santiago	Lvnk & Co 03 FL TCR	1'40.540
3	111 BJÖRK Thed	Lvnk & Co 03 FL TCR	1'40.557
4	129 GIROLAMI Néstor	Honda Civic Type R FL5 TCR	1'40.818
5	196 AZCONA Mikel	Hvundai Elantra N TCR	1'40.854
6	27 FILIPPI John	Audi RS3 LMS TCR	1'40.881
7	168 EHRLACHER Yann	Lvnk & Co 03 FL TCR	1'40.924
8	122 VERVISCH Frédéric	Audi RS3 LMS TCR	1'40.948
9	179 HUFF Rob	Audi RS3 LMS TCR	1'41.104
10	22 PAUWELS Kobe	Audi RS3 LMS TCR	1'41.155
11	155 MA Qing Hua	Lvnk & Co 03 FL TCR	1'41.246
12	76 COMTE Aurélien	Cupra Leon Competición TCR	1'41.269
13	18 BUTTI Marco	Hvundai Elantra N TCR	1'41.358
14	31 CECCON Kevin	Hvundai Elantra N TCR	1'41.808
15	123 VAHTEL Mattias	Honda Civic Type R FL5 TCR	1'41.851
16	77 PUSSIER Sylvain	Cupra Leon Competición TCR	1'42.205

SPEED			
1	123 VAHTEL Mattias	Honda Civic Type R FL5 TCR	216,0
2	27 FILIPPI John	Audi RS3 LMS TCR	216,0
3	122 VERVISCH Frédéric	Audi RS3 LMS TCR	216,0
4	179 HUFF Rob	Audi RS3 LMS TCR	215,6
5	112 URRUTIA Santiago	Lvnk & Co 03 FL TCR	214,3
6	22 PAUWELS Kobe	Audi RS3 LMS TCR	214,3
7	76 COMTE Aurélien	Cupra Leon Competición TCR	212,6
8	129 GIROLAMI Néstor	Honda Civic Type R FL5 TCR	212,6
9	18 BUTTI Marco	Hvundai Elantra N TCR	212,2
10	105 MICHELISZ Norbert	Hvundai Elantra N TCR	212,2
11	77 PUSSIER Sylvain	Cupra Leon Competición TCR	212,2
12	31 CECCON Kevin	Hvundai Elantra N TCR	211,4
13	111 BJÖRK Thed	Lvnk & Co 03 FL TCR	211,4
14	168 EHRLACHER Yann	Lvnk & Co 03 FL TCR	210,5
15	196 AZCONA Mikel	Hvundai Elantra N TCR	210,1
16	155 MA Qing Hua	Lvnk & Co 03 FL TCR	209,7

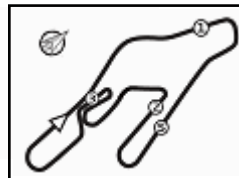
SEG. 1		
1	22 PAUWELS Kobe	13.091
2	27 FILIPPI John	13.113
3	18 BUTTI Marco	13.133
4	123 VAHTEL Mattias	13.141
5	179 HUFF Rob	13.151
6	105 MICHELISZ Norbert	13.160
7	122 VERVISCH Frédéric	13.168
8	129 GIROLAMI Néstor	13.239
9	112 URRUTIA Santiago	13.271
10	196 AZCONA Mikel	13.283
11	76 COMTE Aurélien	13.341
12	168 EHRLACHER Yann	13.354
13	111 BJÖRK Thed	13.366
14	77 PUSSIER Sylvain	13.389
15	31 CECCON Kevin	13.416
16	155 MA Qing Hua	13.444

SEG. 2		
1	105 MICHELISZ Norbert	34.860
2	129 GIROLAMI Néstor	34.866
3	112 URRUTIA Santiago	34.949
4	27 FILIPPI John	35.003
5	196 AZCONA Mikel	35.016
6	179 HUFF Rob	35.022
7	111 BJÖRK Thed	35.029
8	168 EHRLACHER Yann	35.106
9	18 BUTTI Marco	35.121
10	122 VERVISCH Frédéric	35.122
11	76 COMTE Aurélien	35.198
12	22 PAUWELS Kobe	35.220
13	155 MA Qing Hua	35.260
14	123 VAHTEL Mattias	35.356
15	31 CECCON Kevin	35.378
16	77 PUSSIER Sylvain	35.488

SEG. 3		
1	111 BJÖRK Thed	30.355
2	112 URRUTIA Santiago	30.484
3	105 MICHELISZ Norbert	30.516
4	196 AZCONA Mikel	30.519
5	155 MA Qing Hua	30.543
6	168 EHRLACHER Yann	30.558
7	129 GIROLAMI Néstor	30.610
8	27 FILIPPI John	30.618
9	122 VERVISCH Frédéric	30.700
10	22 PAUWELS Kobe	30.732
11	31 CECCON Kevin	30.736
12	76 COMTE Aurélien	30.737
13	179 HUFF Rob	30.739
14	18 BUTTI Marco	30.957
15	77 PUSSIER Sylvain	31.188
16	123 VAHTEL Mattias	31.198

SEG. 4		
1	111 BJÖRK Thed	21.807
2	112 URRUTIA Santiago	21.820
3	105 MICHELISZ Norbert	21.827
4	168 EHRLACHER Yann	21.843
5	196 AZCONA Mikel	21.855
6	155 MA Qing Hua	21.880
7	122 VERVISCH Frédéric	21.946
8	76 COMTE Aurélien	21.953
9	129 GIROLAMI Néstor	21.960
10	123 VAHTEL Mattias	21.999
11	27 FILIPPI John	22.031
12	22 PAUWELS Kobe	22.049
13	31 CECCON Kevin	22.054
14	77 PUSSIER Sylvain	22.091
15	179 HUFF Rob	22.097
16	18 BUTTI Marco	22.147





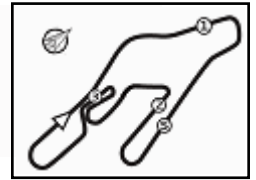
Vallelunga 4.085 m

ACI Racing Weekend Vallelunga, 10-11 Giugno 2023

TCR Italian Festival - Ideal Time Qualifying 1

No. Driver	Car	Seg. 1	Seg. 2	Seg. 3	Seg. 4	Ideal Time		
		Diff. 1	Diff. 2	Diff. 3	Diff. 4	Best Lap	Pos.	Diff.
1 105 MICHELISZ N. (HUN)	Hyundai Elantra N TCR	13.160	34.860	30.516	21.827	1'40.363 1'40.363	1	
2 112 URRUTIA S. (URU)	Lynk & Co 03 FL TCR	13.271 +0.016	34.949	30.484	21.820	1'40.524 1'40.540	2	0.016
3 111 BJÖRK T. (SWE)	Lynk & Co 03 FL TCR	13.366	35.029	30.355	21.807	1'40.557 1'40.557	3	
4 196 AZCONA M. (ESP)	Hyundai Elantra N TCR	13.283 +0.030	35.016	30.519	21.855 +0.151	1'40.673 1'40.854	5	0.181
5 129 GIROLAMI N. (ARG)	Honda Civic Type R FL5 TCR	13.239	34.866	30.610	21.960 +0.143	1'40.675 1'40.818	4	0.143
6 27 FILIPPI J. (FRA)	Audi RS3 LMS TCR	13.113	35.003	30.618 +0.116	22.031	1'40.765 1'40.881	6	0.116
7 168 EHRLACHER Y. (FRA)	Lynk & Co 03 FL TCR	13.354 +0.063	35.106	30.558	21.843	1'40.861 1'40.924	7	0.063
8 122 VERVISCH F. (BEL)	Audi RS3 LMS TCR	13.168 +0.012	35.122	30.700	21.946	1'40.936 1'40.948	8	0.012
9 179 HUFF R. (GBR)	Audi RS3 LMS TCR	13.151 +0.095	35.022	30.739	22.097	1'41.009 1'41.104	9	0.095
10 22 PAUWELS K. (BEL)	Audi RS3 LMS TCR	13.091 +0.052	35.220 +0.011	30.732	22.049	1'41.092 1'41.155	10	0.063
11 155 MA Q. (CHN)	Lynk & Co 03 FL TCR	13.444	35.260 +0.119	30.543	21.880	1'41.127 1'41.246	11	0.119
12 76 COMTE A. (FRA)	Cupra Leon Competición TCR	13.341 +0.016	35.198	30.737	21.953 +0.024	1'41.229 1'41.269	12	0.040
13 18 BUTTI M. (ITA)	Hyundai Elantra N TCR	13.133	35.121	30.957	22.147	1'41.358 1'41.358	13	
14 31 CECCON K. (ITA)	Hyundai Elantra N TCR	13.416	35.378	30.736 +0.224	22.054	1'41.584 1'41.808	14	0.224
15 123 VAHTEL M. (EST)	Honda Civic Type R FL5 TCR	13.141	35.356	31.198 +0.015	21.999 +0.142	1'41.694 1'41.851	15	0.157
16 77 PUSSIER S. (FRA)	Cupra Leon Competición TCR	13.389	35.488	31.188 +0.037	22.091 +0.012	1'42.156 1'42.205	16	0.049
Overall Ideal Time		13.091	34.860	30.355	21.807	1'40.113		





Vallelunga 4.085 m

1 / 2
18 M. BUTTI (1'41.358)

Lap	Seg.1	Seg.2	Seg.3	Seg.4	Lap Time	km/h	Local Time
1							14:05'18.590
2	22.704	37.507	33.252	22.929	1'56.392P	203,4	14:07'14.982
3	13.219	35.300	31.089	22.218	1'41.826	210,1	14:08'56.808
4	13.246	35.986	33.279	2'10.981	3'33.492P	211,8	14:12'30.300
5	24.893	40.504	32.461	22.858	2'00.716P	171,7	14:14'31.016
6	13.133	35.121	30.957	22.147	1'41.358	212,2	14:16'12.374
7	13.201	35.406	32.027	2'08.653	3'29.287P	211,8	14:19'41.661
8	23.183	37.136	31.729	22.540	1'54.588P	205,3	14:21'36.249
9	13.153	35.306	30.959	22.255	1'41.673	211,8	14:23'17.922

 10 **13.341** 35.308 31.013 22.094 1'41.756 **212,6** 14:24'38.633

22 K. PAUWELS (1'41.155)

Lap	Seg.1	Seg.2	Seg.3	Seg.4	Lap Time	km/h	Local Time
1							14:05'21.585
2	25.274	41.639	44.221	23.049	2'14.183P	174,8	14:07'35.768
3	13.156	35.335	30.806	22.059	1'41.356	212,6	14:09'17.124
4	14.963	38.239	33.034	22.369	1'48.605	207,7	14:11'05.729
5	13.144	35.463	31.035	22.284	1'41.926	214,3	14:12'47.655
6	13.371	40.042	33.431	1'56.208	3'23.052P	213,9	14:16'10.707
7	23.429	40.709	33.633	22.702	2'00.473P	206,5	14:18'11.180
8	13.143	35.231	30.732	22.049	1'41.155	214,3	14:19'52.335
9	15.234	45.510	33.620	22.650	1'57.014	149,4	14:21'49.349
10	13.091	35.220	30.820	22.201	1'41.332	214,3	14:23'30.681

27 J. FILIPPI (1'40.881)

Lap	Seg.1	Seg.2	Seg.3	Seg.4	Lap Time	km/h	Local Time
1							14:05'19.961
2	23.849	38.476	32.954	1'31.019	3'06.298P	207,3	14:08'26.259
3	24.063	37.803	31.999	22.504	1'56.369P	206,9	14:10'22.628
4	13.183	35.157	30.647	22.043	1'41.030	214,7	14:12'03.658
5	13.178	35.253	30.618	22.214	1'41.263	214,7	14:13'44.921
6	13.185	35.471	31.094	3'01.741	4'21.491P	214,3	14:18'06.412
7	23.587	36.813	31.675	22.388	1'54.463P	208,5	14:20'00.875
8	13.113	35.003	30.734	22.031	1'40.881	215,1	14:21'41.756
9	13.605	39.280	34.866	22.416	1'50.167	200,7	14:23'31.923
10	13.141	35.257	31.105	22.346	1'41.849	216,0	14:25'13.772

31 K. CECCON (1'41.808)

Lap	Seg.1	Seg.2	Seg.3	Seg.4	Lap Time	km/h	Local Time
1							14:05'05.644
2	23.595	39.341	32.263	2'11.246	3'46.445P	191,5	14:08'52.089
3	25.734	38.170	35.739	23.771	2'03.414P	205,3	14:10'55.503
4	13.460	35.929	30.881	22.154	1'42.424	209,3	14:12'37.927
5	13.474	35.546	30.736	22.226	1'41.982	208,9	14:14'19.909
6	13.465	36.403	31.925	1'36.706	2'58.499P	211,4	14:17'18.408
7	25.304	41.207	34.999	22.744	2'04.254P	194,9	14:19'22.662
8	13.416	35.378	30.960	22.054	1'41.808	208,9	14:21'04.470
9	13.503	36.677	37.268	23.391	1'50.839	210,5	14:22'55.309
10	13.453	35.594	31.103	22.285	1'42.435	210,1	14:24'37.744

76 A. COMTE (1'41.269)

Lap	Seg.1	Seg.2	Seg.3	Seg.4	Lap Time	km/h	Local Time
1							14:05'31.385
2	21.820	38.664	32.432	22.329	1'55.245P	189,5	14:07'26.630
3	13.725	35.426	30.888	1'50.081	3'10.120P	210,9	14:10'36.750
4	23.960	44.364	35.142	22.361	2'05.827P	153,0	14:12'42.577
5	13.428	35.335	30.799	21.953	1'41.515	211,4	14:14'24.092
6	13.493	35.211	30.972	22.232	1'41.908	212,2	14:16'06.000
7	13.846	37.161	31.752	1'46.088	3'08.847P	205,3	14:19'14.847
8	24.363	41.103	32.556	22.739	2'00.761P	157,0	14:21'15.608
9	13.357	35.198	30.737	21.977	1'41.269	211,8	14:22'56.877

77 S. PUSSIER (1'42.205)

Lap	Seg.1	Seg.2	Seg.3	Seg.4	Lap Time	km/h	Local Time
1							14:05'35.628
2	25.387	38.987	33.076	1'54.165	3'31.615P	205,7	14:09'07.243
3	24.828	39.951	33.812	22.106	2'00.697P	183,7	14:11'07.940
4	13.762	35.666	31.335	22.091	1'42.854	210,9	14:12'50.794
5	13.402	35.721	31.188	22.308	1'42.619	212,2	14:14'33.413
6	14.384	38.857	32.588	1'48.602	3'14.431P	208,9	14:17'47.844
7	26.109	37.744	32.067	22.410	1'58.330P	205,7	14:19'46.174
8	13.389	35.488	31.225	22.103	1'42.205	211,4	14:21'28.379
9	13.474	35.648	40.576	23.501	1'53.199	211,8	14:23'21.578
10	13.548	35.634	31.681	22.618	1'43.481	211,4	14:25'05.059

105 N. MICHELISZ (1'40.363)

Lap	Seg.1	Seg.2	Seg.3	Seg.4	Lap Time	km/h	Local Time
1							14:05'15.010
2	25.760	39.450	33.010	22.911	2'01.131P	204,5	14:07'16.141
3	13.274	35.329	30.912	22.038	1'41.553	208,9	14:08'57.694
4	13.341	35.904	31.453	2'09.710	3'30.408P	210,5	14:12'28.102
5	25.487	41.356	32.551	22.833	2'02.227P	134,0	14:14'30.329
6	13.210	35.096	30.849	21.871	1'41.026	210,9	14:16'11.355
7	13.249	35.283	30.900	2'08.494	3'27.926P	210,9	14:19'39.281
8	23.419	38.344	31.841	22.636	1'56.240P	184,9	14:21'35.521
9	13.160	34.860	30.516	21.827	1'40.363	212,2	14:23'15.884

111 T. BJÖRK (1'40.557)

Lap	Seg.1	Seg.2	Seg.3	Seg.4	Lap Time	km/h	Local Time
1							14:05'29.722
2	22.217	38.028	31.822	2'29.661	4'01.728P	205,7	14:09'31.450
3	21.775	36.695	32.918	22.002	1'53.390P	209,3	14:11'24.840
4	13.473	35.112	30.584	21.900	1'41.069	210,5	14:13'05.909
5	13.407	35.215	31.250	3'02.315	4'22.187P	210,9	14:17'28.096
6	21.835	36.146	30.879	21.904	1'50.764P	210,1	14:19'18.860
7	13.366	35.029	30.355	21.807	1'40.557	211,4	14:20'59.417

112 S. URRUTIA (1'40.540)

Lap	Seg.1	Seg.2	Seg.3	Seg.4	Lap Time	km/h	Local Time
1							14:05'24.859
2	22.642	37.239	31.300	22.581	1'53.762P	203,4	14:07'18.621
3	13.271	35.214	30.943	22.033	1'41.461	213,4	14:09'00.082
4	13.294	35.509	31.236	1'44.091	3'04.130P	214,3	14:12'04.212
5	24.191	36.047	30.950	22.086	1'53.274P	204,9	14:13'57.486
6	13.287	34.949	30.484	21.820	1'40.540	214,3	14:15'38.026
7	13.276	35.331	30.700	5'25.247	6'44.554P	213,4	14:22'22.580
8	23.161	37.207	31.574	22.603	1'54.545P	194,6	14:24'17.125

122 F. VERVISCH (1'40.948)

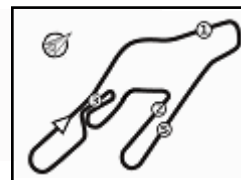
Lap	Seg.1	Seg.2	Seg.3	Seg.4	Lap Time	km/h	Local Time
1							14:05'13.154
2	25.636	38.348	31.745	1'52.674	3'28.403P	178,2	14:08'41.557
3	21.263	35.513	30.828	22.425	1'50.029P	215,6	14:10'31.586
4	13.169	35.182	30.856	21.982	1'41.189	215,6	14:12'12.775
5	13.194	35.367	30.939	22.055	1'41.555	214,3	14:13'54.330
6	13.195	35.678	31.505	2'19.532	3'39.910P	213,9	14:17'34.240
7	22.962	37.172	32.903	22.590	1'55.627P	210,1	14:19'29.867
8	13.180	35.122	30.700	21.946	1'40.948	216,0	14:21'10.815
9	13.168	35.159	30.859	21.990	1'41.176	215,1	14:22'51.991
10	13.203	35.210	31.320	22.218	1'41.951	215,6	14:24'33.942

10/06/2023

P = Pits In/Out - C = Lap Time Cancelled

Powered by FICr PERUGIA TIMING





Vallelunga 4.085 m

2 / 2

123 M. VAHTEL (1'41.851)							
Lap	Seg.1	Seg.2	Seg.3	Seg.4	Lap Time	km/h	Local Time
1							14:05'08.512
2	23.547	37.988	32.362	1'26.447	3'00.344P	208,5	14:08'08.856
3	24.077	38.001	32.602	22.453	1'57.133P	206,1	14:10'05.989
4	13.621	35.427	31.198	22.157	1'42.403	215,6	14:11'48.392
5	13.229	35.470	31.310	21.999	1'42.008	214,3	14:13'30.400
6	13.288	35.536	31.463	22.095	1'42.382	214,7	14:15'12.782
7	13.203	35.649	31.659	1'36.453	2'56.964P	215,6	14:18'09.746
8	22.719	36.897	31.841	22.129	1'53.586P	210,1	14:20'03.332
9	13.141	35.356	31.213	22.141	1'41.851	214,7	14:21'45.183
10	13.241	35.384	31.357	22.060	1'42.042	216,0	14:23'27.225
11	13.222	35.672	31.481	22.253	1'42.628	214,3	14:25'09.853

4	13.607	36.861	33.149	2'10.823	3'34.440P	207,3	14:12'29.441
5	24.876	39.738	32.523	22.835	1'59.972P	169,8	14:14'29.413
6	13.313	35.016	30.519	22.006	1'40.854	210,1	14:16'10.267
7	13.419	36.652	31.703	2'08.383	3'30.157P	210,1	14:19'40.424
8	23.130	36.613	31.989	22.719	1'54.451P	205,3	14:21'34.875

129 N. GIROLAMI (1'40.818)							
Lap	Seg.1	Seg.2	Seg.3	Seg.4	Lap Time	km/h	Local Time
1							14:05'07.184
2	24.588	41.787	34.703	22.786	2'03.864P	188,5	14:07'11.048
3	13.338	35.289	31.138	21.960	1'41.725	211,4	14:08'52.773
4	14.514	36.926	31.880	1'29.332	2'52.652P	210,9	14:11'45.425
5	26.382	38.544	35.265	22.621	2'02.812P	205,7	14:13'48.237
6	13.239	34.866	30.610	22.103	1'40.818	212,6	14:15'29.055

155 Q. MA (1'41.246)							
Lap	Seg.1	Seg.2	Seg.3	Seg.4	Lap Time	km/h	Local Time
1							14:05'23.790
2	23.612	38.356	32.240	2'53.257	4'27.465P	202,6	14:09'51.255
3	22.710	36.370	31.571	22.644	1'53.295P	208,5	14:11'44.550
4	13.502	35.641	31.286	22.379	1'42.808	208,1	14:13'27.358
5	13.465	35.260	30.690	21.980	1'41.395	209,3	14:15'08.753
6	14.277	37.523	31.815	3'58.916	5'22.531P	207,3	14:20'31.284
7	22.592	36.677	31.222	22.243	1'52.734P	207,7	14:22'24.018
8	13.444	35.379	30.543	21.880	1'41.246	209,7	14:24'05.264

168 Y. EHRLACHER (1'40.924)							
Lap	Seg.1	Seg.2	Seg.3	Seg.4	Lap Time	km/h	Local Time
1							14:05'27.740
2	22.515	38.221	32.353	2'54.968	4'28.057P	206,5	14:09'55.797
3	21.640	39.300	32.344	23.047	1'56.331P	165,4	14:11'52.128
4	13.354	35.160	30.654	21.894	1'41.062	210,5	14:13'33.190
5	13.359	35.424	32.956	5'41.180	7'02.919P	210,5	14:20'36.109
6	22.286	37.326	32.278	22.514	1'54.404P	204,5	14:22'30.513
7	13.417	35.106	30.558	21.843	1'40.924	209,7	14:24'11.437

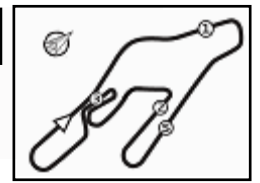
179 R. HUFF (1'41.104)							
Lap	Seg.1	Seg.2	Seg.3	Seg.4	Lap Time	km/h	Local Time
1							14:05'10.509
2	24.340	37.984	32.047	1'59.713	3'34.084P	211,8	14:08'44.593
3	32.167	37.662	35.547	23.334	2'08.710P	212,2	14:10'53.303
4	13.269	35.265	31.064	22.138	1'41.736	215,6	14:12'35.039
5	13.389	35.270	31.043	22.156	1'41.858	214,7	14:14'16.897
6	13.333	35.690	31.479	1'59.768	3'20.270P	215,1	14:17'37.167
7	24.246	37.265	35.147	23.050	1'59.708P	213,4	14:19'36.875
8	13.246	35.022	30.739	22.097	1'41.104	214,7	14:21'17.979
9	13.188	35.180	30.759	22.135	1'41.262	215,1	14:22'59.241
10	13.437	37.790	33.372	23.575	1'48.174	201,1	14:24'47.415

196 M. AZCONA (1'40.854)							
Lap	Seg.1	Seg.2	Seg.3	Seg.4	Lap Time	km/h	Local Time
1							14:05'16.977
2	23.899	37.133	33.359	22.706	1'57.097P	205,7	14:07'14.074
3	13.283	35.183	30.606	21.855	1'40.927	208,9	14:08'55.001

10/06/2023

P = Pits In/Out - C = Lap Time Cancelled





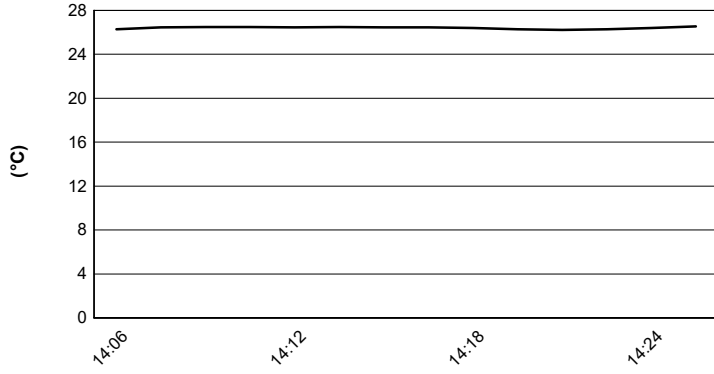
Vallelunga 4.085 m

ACI Racing Weekend Vallelunga, 10-11 Giugno 2023

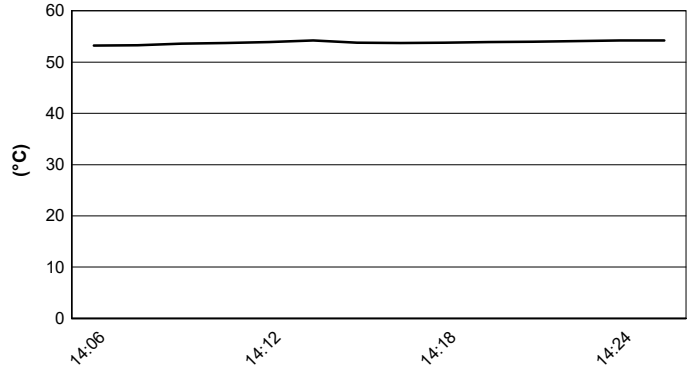
TCR Italian Festival - Weather Report Qualifying 1

Session started 14:05 - Session ended 14:26

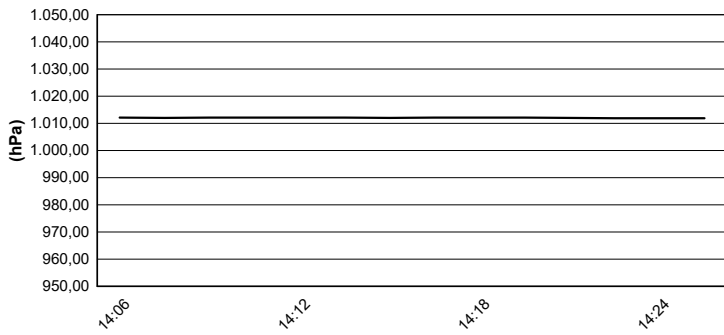
Air Temperature



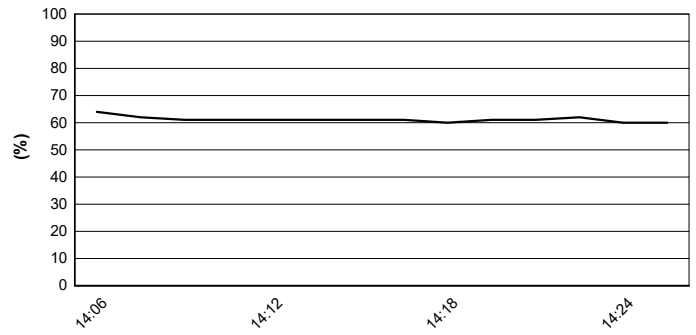
Track Temperature



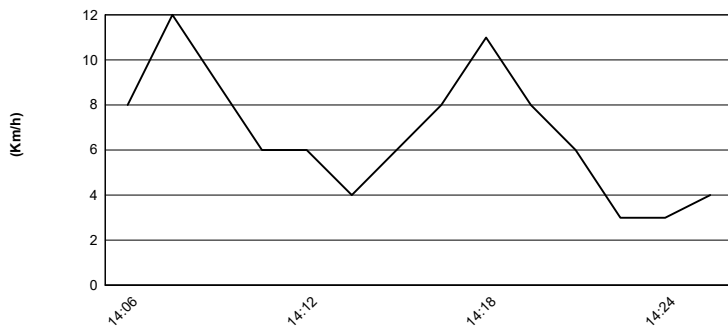
Air Pressure



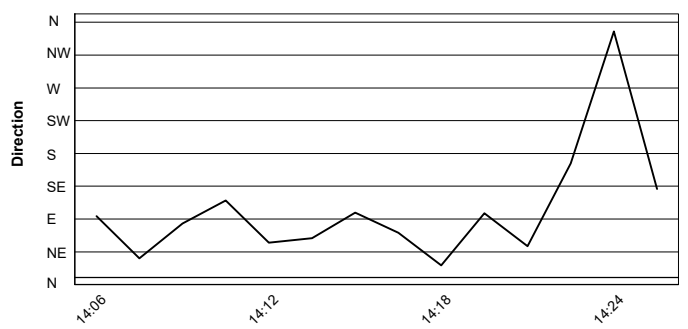
Humidity



Wind Speed



Wind Direction



10/06/2023



Powered by FICr PERUGIA TIMING

