

ACI Racing Weekend Vallelunga, 10-11 Giugno 2023

TCR Italian Festival - Results Qualifying 2

Vallelunga 4.085 m

1 / 2

No. Driver	Nat	Entrant	Team	Car	Time	Gap	Rel.	Laps
1	105 MICHELISZ Norbert	HUN	BRC Hyundai N Squadra Cors	BRC Hyundai N Squadra Corse	Hyundai Elantra N TCR	1'40.351		5
2	196 AZCONA Mikel	ESP	BRC Hyundai N Squadra Cors	BRC Hyundai N Squadra Corse	Hyundai Elantra N TCR	1'40.366	0.015	0.015 5
3	111 BJÖRK Thed	SWE	Cyan Racing Lynk & Co	Cyan Racing Lynk & Co	Lynk & Co 03 FL TCR	1'40.505	0.154	0.139 5
4	122 VERVISCH Frédéric	BEL	Audi Sport Team Comtoyoy	Audi Sport Team Comtoyoy	Audi RS3 LMS TCR	1'40.516	0.165	0.011 5
5	112 URRUTIA Santiago	URU	Cyan Racing Lynk & Co	Cyan Racing Lynk & Co	Lynk & Co 03 FL TCR	1'40.760	0.409	0.244 5
6	179 HUFF Rob	GBR	Audi Sport Team Comtoyoy	Audi Sport Team Comtoyoy	Audi RS3 LMS TCR	1'40.817	0.466	0.057 5
7	168 EHRLACHER Yann	FRA	Cyan Racing Lynk & Co	Cyan Racing Lynk & Co	Lynk & Co 03 FL TCR	1'41.002	0.651	0.185 4
8	129 GIROLAMI Néstor	ARG	ALM Motorsport	ALM Motorsport	Honda Civic Type R FL5 TCR	1'41.009	0.658	0.007 3
9	27 FILIPPI John	FRA	Audi Sport Team Comtoyoy	Audi Sport Team Comtoyoy	Audi RS3 LMS TCR	1'41.192	0.841	0.183 5
10	155 MA Qing Hua	CHN	Cyan Racing Lynk & Co	Cyan Racing Lynk & Co	Lynk & Co 03 FL TCR	1'41.194	0.843	0.002 4
11	22 PAUWELS Kobe	BEL	Audi Sport Team Comtoyoy	Audi Sport Team Comtoyoy	Audi RS3 LMS TCR	1'41.257	0.906	0.063 4
12	76 COMTE Aurélien	FRA	SP Compétition	SP Compétition	Cupra Leon Competición TCR	1'41.621	1.270	0.364 4

Humidity:	60%	Air	26°C
Condition:	DRY	Track	54°C

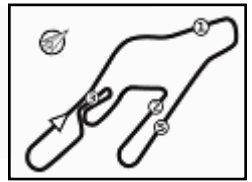
Stewards : Francesco Maffezzoni Iacopo Arcangeli Paolo Quaranta

10/06/2023	Start 14:30	End 14:41
------------	----------------	--------------



Powered by FICr PERUGIA TIMING




ACI Racing Weekend Vallelunga, 10-11 Giugno 2023
TCR Italian Festival - Results Qualifying 2

Vallelunga 4.085 m

2 / 2

Penalty and Infringement
Fastest Laps Sequence

No.	Entrant	Nat	Team	Car	Local Time	Time	Gap	Avg
129	N. GIROLAMI	ARG	ALM Motorsport	Honda Civic Type R FL5 TCR	14:33'47.388	1'41.009		145,591
179	R. HUFF	GBR	Audi Sport Team Comtoyoy	Audi RS3 LMS TCR	14:33'50.471	1'40.907	-0.102	145,738
122	F. VERVISCH	BEL	Audi Sport Team Comtoyoy	Audi RS3 LMS TCR	14:33'52.669	1'40.842	-0.065	145,832
196	M. AZCONA	ESP	BRC Hyundai N Squadra Corse	Hyundai Elantra N TCR	14:33'53.630	1'40.800	-0.042	145,893
105	N. MICHELISZ	HUN	BRC Hyundai N Squadra Corse	Hyundai Elantra N TCR	14:33'54.567	1'40.672	-0.128	146,078
122	F. VERVISCH	BEL	Audi Sport Team Comtoyoy	Audi RS3 LMS TCR	14:40'16.991	1'40.516	-0.156	146,305
111	T. BJÖRK	SWE	Cyan Racing Lynk & Co	Lynk & Co 03 FL TCR	14:40'20.017	1'40.505	-0.011	146,321
105	N. MICHELISZ	HUN	BRC Hyundai N Squadra Corse	Hyundai Elantra N TCR	14:41'05.122	1'40.351	-0.154	146,546

Stewards : Francesco Maffezzoni

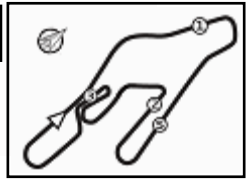
Iacopo Arcangeli

Paolo Quaranta

 Start 14:30
 End 14:41


Powered by FICr PERUGIA TIMING





Vallelunga 4.085 m

ACI Racing Weekend Vallelunga, 10-11 Giugno 2023

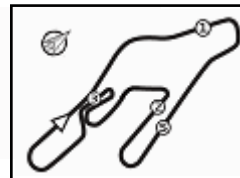
TCR Italian Festival - Best Sectors & Speed Qualifying 2

BEST LAP			
1	105 MICHELISZ Norbert	Hvundai Elantra N TCR	1'40.351
2	196 AZCONA Mikel	Hvundai Elantra N TCR	1'40.366
3	111 BJÖRK Thed	Lynk & Co 03 FL TCR	1'40.505
4	122 VERVISCH Frédéric	Audi RS3 LMS TCR	1'40.516
5	112 URRUTIA Santiago	Lynk & Co 03 FL TCR	1'40.760
6	179 HUFF Rob	Audi RS3 LMS TCR	1'40.817
7	168 EHRLACHER Yann	Lynk & Co 03 FL TCR	1'41.002
8	129 GIROLAMI Néstor	Honda Civic Type R FL5 TCR	1'41.009
9	27 FILIPPI John	Audi RS3 LMS TCR	1'41.192
10	155 MA Qing Hua	Lynk & Co 03 FL TCR	1'41.194
11	22 PAUWELS Kobe	Audi RS3 LMS TCR	1'41.257
12	76 COMTE Aurélien	Cupra Leon Competición TCR	1'41.621

SPEED			
1	179 HUFF Rob	Audi RS3 LMS TCR	216,9
2	27 FILIPPI John	Audi RS3 LMS TCR	216,0
3	122 VERVISCH Frédéric	Audi RS3 LMS TCR	216,0
4	22 PAUWELS Kobe	Audi RS3 LMS TCR	214,7
5	112 URRUTIA Santiago	Lynk & Co 03 FL TCR	214,7
6	105 MICHELISZ Norbert	Hyundai Elantra N TCR	214,3
7	111 BJÖRK Thed	Lynk & Co 03 FL TCR	212,6
8	129 GIROLAMI Néstor	Honda Civic Type R FL5 TCR	212,6
9	196 AZCONA Mikel	Hyundai Elantra N TCR	211,8
10	76 COMTE Aurélien	Cupra Leon Competición TCR	210,9
11	155 MA Qing Hua	Lynk & Co 03 FL TCR	210,9
12	168 EHRLACHER Yann	Lynk & Co 03 FL TCR	210,1

SEG. 1		SEG. 2		SEG. 3		SEG. 4		
1	122 VERVISCH Frédéric	13.085	1	196 AZCONA Mikel	34.830	1	105 MICHELISZ Norbert	21.744
2	27 FILIPPI John	13.117	2	105 MICHELISZ Norbert	34.839	2	196 AZCONA Mikel	21.809
3	22 PAUWELS Kobe	13.132	3	111 BJÖRK Thed	34.844	3	129 GIROLAMI Néstor	21.825
4	179 HUFF Rob	13.141	4	122 VERVISCH Frédéric	34.875	4	111 BJÖRK Thed	21.843
5	112 URRUTIA Santiago	13.177	5	179 HUFF Rob	35.004	5	155 MA Qing Hua	21.864
6	105 MICHELISZ Norbert	13.183	6	129 GIROLAMI Néstor	35.016	6	168 EHRLACHER Yann	21.889
7	196 AZCONA Mikel	13.208	7	112 URRUTIA Santiago	35.030	7	112 URRUTIA Santiago	21.901
8	129 GIROLAMI Néstor	13.260	8	155 MA Qing Hua	35.059	8	122 VERVISCH Frédéric	21.902
9	111 BJÖRK Thed	13.268	9	22 PAUWELS Kobe	35.123	9	179 HUFF Rob	21.913
10	155 MA Qing Hua	13.355	10	27 FILIPPI John	35.153	10	76 COMTE Aurélien	21.948
11	168 EHRLACHER Yann	13.380	11	76 COMTE Aurélien	35.171	11	27 FILIPPI John	22.016
12	76 COMTE Aurélien	13.418	12	168 EHRLACHER Yann	35.209	12	22 PAUWELS Kobe	22.169





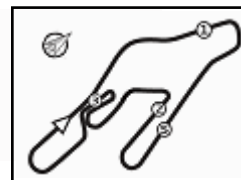
ACI Racing Weekend Vallelunga, 10-11 Giugno 2023

TCR Italian Festival - Ideal Time Qualifying 2

Vallelunga 4.085 m

No. Driver	Car	Seg. 1	Seg. 2	Seg. 3	Seg. 4	Ideal Time		
		Diff. 1	Diff. 2	Diff. 3	Diff. 4	Best Lap	Pos.	Diff.
1 105 MICHELISZ N. (HUN)	Hyundai Elantra N TCR	13.183 +0.049	34.839	30.536	21.744	1'40.302 1'40.351	1	0.049
2 196 AZCONA M. (ESP)	Hyundai Elantra N TCR	13.208	34.830	30.519	21.809	1'40.366 1'40.366	2	
3 111 BJÖRK T. (SWE)	Lynk & Co 03 FL TCR	13.268 +0.026	34.844	30.524	21.843	1'40.479 1'40.505	3	0.026
4 122 VERVISCH F. (BEL)	Audi RS3 LMS TCR	13.085	34.875	30.654	21.902	1'40.516 1'40.516	4	
5 112 URRUTIA S. (URU)	Lynk & Co 03 FL TCR	13.177	35.030	30.478 +0.174	21.901	1'40.586 1'40.760	5	0.174
6 179 HUFF R. (GBR)	Audi RS3 LMS TCR	13.141 +0.033	35.004 +0.034	30.692	21.913	1'40.750 1'40.817	6	0.067
7 155 MA Q. (CHN)	Lynk & Co 03 FL TCR	13.355	35.059 +0.225	30.691	21.864	1'40.969 1'41.194	10	0.225
8 168 EHRLACHER Y. (FRA)	Lynk & Co 03 FL TCR	13.380	35.209	30.524	21.889	1'41.002 1'41.002	7	
9 129 GIROLAMI N. (ARG)	Honda Civic Type R FL5 TCR	13.260	35.016	30.908	21.825	1'41.009 1'41.009	8	
10 27 FILIPPI J. (FRA)	Audi RS3 LMS TCR	13.117	35.153	30.906	22.016	1'41.192 1'41.192	9	
11 22 PAUWELS K. (BEL)	Audi RS3 LMS TCR	13.132	35.123	30.833	22.169	1'41.257 1'41.257	11	
12 76 COMTE A. (FRA)	Cupra Leon Competición TCR	13.418 +0.011	35.171 +0.019	30.856 +0.198	21.948	1'41.393 1'41.621	12	0.228
Overall Ideal Time		13.085	34.830	30.478	21.744	1'40.137		





Vallelunga 4.085 m

ACI Racing Weekend Vallelunga, 10-11 Giugno 2023

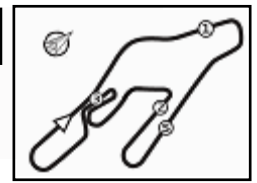
TCR Italian Festival - Chronological Analysis Qualifying 2

22 K. PAUWELS (1'41.257)								129 N. GIROLAMI (1'41.009)							
Lap	Seg.1	Seg.2	Seg.3	Seg.4	Lap Time	km/h	Local Time	Lap	Seg.1	Seg.2	Seg.3	Seg.4	Lap Time	km/h	Local Time
1							14:30'22.538	1							14:30'07.797
2	25.023	46.634	35.006	23.364	2'10.027P	180,9	14:32'32.565	2	24.585	38.443	33.122	22.432	1'58.582P	206,5	14:32'06.379
3	13.132	35.123	30.833	22.169	1'41.257	214,3	14:34'13.822	3	13.260	35.016	30.908	21.825	1'41.009	212,6	14:33'47.388
4	15.076	43.105	35.695	23.328	1'57.204	157,4	14:36'11.026	4	14.185	37.469	32.905	2'43.150	4'07.709P	208,5	14:37'55.097
5	13.167	35.144	30.872	22.222	1'41.405	214,7	14:37'52.431								
27 J. FILIPPI (1'41.192)								155 Q. MA (1'41.194)							
Lap	Seg.1	Seg.2	Seg.3	Seg.4	Lap Time	km/h	Local Time	Lap	Seg.1	Seg.2	Seg.3	Seg.4	Lap Time	km/h	Local Time
1							14:30'31.299	1							14:30'16.021
2	23.245	38.935	33.068	22.643	1'57.891P	181,5	14:32'29.190	2	22.720	37.240	34.418	25.295	1'59.673P	207,7	14:32'15.694
3	13.117	35.153	30.906	22.016	1'41.192	216,0	14:34'10.382	3	13.355	35.284	30.691	21.864	1'41.194	210,9	14:33'56.888
4	13.137	35.261	30.910	22.206	1'41.514	215,6	14:35'51.896	4	13.483	35.701	31.074	1'45.499	3'05.757P	209,7	14:37'02.645
5	13.778	37.646	32.995	22.700	1'47.119	212,6	14:37'39.015	5	21.632	35.832	30.851	22.122	1'50.437P	208,1	14:38'53.082
6	13.142	35.589	31.084	22.432	1'42.247	214,7	14:39'21.262								
76 A. COMTE (1'41.621)								168 Y. EHLRACHER (1'41.002)							
Lap	Seg.1	Seg.2	Seg.3	Seg.4	Lap Time	km/h	Local Time	Lap	Seg.1	Seg.2	Seg.3	Seg.4	Lap Time	km/h	Local Time
1							14:32'26.939	1							14:30'18.588
2	27.233	45.137	37.634	23.164	2'13.168P	170,9	14:34'40.107	2	22.768	39.281	34.673	29.577	2'06.299P	203,4	14:32'24.887
3	13.429	35.190	31.054	21.948	1'41.621	210,9	14:36'21.728	3	13.380	35.209	30.524	21.889	1'41.002	210,1	14:34'05.889
4	13.501	35.171	36.940	26.508	1'52.120	210,9	14:38'13.848	4	13.964	37.156	34.682	2'12.383	3'38.185P	208,5	14:37'44.074
5	13.418	35.385	30.856	22.478	1'42.137	210,5	14:39'55.985	5	23.669	37.623	32.736	22.587	1'56.615P	205,3	14:39'40.689
105 N. MICHELISZ (1'40.351)								179 R. HUFF (1'40.817)							
Lap	Seg.1	Seg.2	Seg.3	Seg.4	Lap Time	km/h	Local Time	Lap	Seg.1	Seg.2	Seg.3	Seg.4	Lap Time	km/h	Local Time
1							14:30'12.795	1							14:30'08.692
2	23.172	39.662	34.412	23.854	2'01.100P	177,6	14:32'13.895	2	24.417	38.455	35.045	22.955	2'00.872P	211,4	14:32'09.564
3	13.183	35.093	30.563	21.833	1'40.672	211,8	14:33'54.567	3	13.141	35.004	30.756	22.006	1'40.907	215,6	14:33'50.471
4	13.232	35.250	31.076	2'13.538	3'33.096P	211,4	14:37'27.663	4	13.197	35.407	31.546	1'28.542	2'48.692P	216,9	14:36'39.163
5	22.378	40.412	32.218	22.100	1'57.108P	183,4	14:39'24.771	5	22.775	36.565	31.921	22.628	1'53.889P	213,4	14:38'33.052
6	13.232	34.839	30.536	21.744	1'40.351	214,3	14:41'05.122	6	13.174	35.038	30.692	21.913	1'40.817	215,6	14:40'13.869
111 T. BJÖRK (1'40.505)								196 M. AZCONA (1'40.366)							
Lap	Seg.1	Seg.2	Seg.3	Seg.4	Lap Time	km/h	Local Time	Lap	Seg.1	Seg.2	Seg.3	Seg.4	Lap Time	km/h	Local Time
1							14:30'19.944	1							14:30'14.361
2	22.090	37.394	33.112	28.526	2'01.122P	206,5	14:32'21.066	2	22.734	37.476	34.337	23.922	1'58.469P	202,2	14:32'12.830
3	13.268	35.025	30.544	21.856	1'40.693	212,6	14:34'01.759	3	13.229	35.185	30.564	21.822	1'40.800	210,5	14:33'53.630
4	13.297	35.204	30.694	1'23.588	2'42.783P	212,2	14:36'44.542	4	13.324	36.938	31.571	2'13.497	3'35.330P	189,1	14:37'28.960
5	21.750	36.214	32.388	24.618	1'54.970P	211,4	14:38'39.512	5	22.082	40.338	32.440	22.137	1'56.997P	184,0	14:39'25.957
6	13.294	34.844	30.524	21.843	1'40.505	212,6	14:40'20.017	6	13.208	34.830	30.519	21.809	1'40.366	211,8	14:41'06.323
112 S. URRUTIA (1'40.760)								122 F. VERVISCH (1'40.516)							
Lap	Seg.1	Seg.2	Seg.3	Seg.4	Lap Time	km/h	Local Time	Lap	Seg.1	Seg.2	Seg.3	Seg.4	Lap Time	km/h	Local Time
1							14:30'16.958	1							14:30'11.294
2	22.727	37.949	33.867	26.143	2'00.686P	175,3	14:32'17.644	2	23.150	38.530	35.387	23.466	2'00.533P	202,6	14:32'11.827
3	13.177	35.030	30.652	21.901	1'40.760	214,3	14:33'58.404	3	13.094	35.079	30.697	21.972	1'40.842	216,0	14:33'52.669
4	13.181	35.311	31.019	1'37.859	2'57.370P	214,7	14:36'55.774	4	13.139	35.662	31.187	1'29.829	2'49.817P	216,0	14:36'42.486
5	21.533	36.137	30.921	22.104	1'50.695P	207,3	14:38'46.469	5	21.689	36.494	33.025	22.781	1'53.989P	214,3	14:38'36.475
6	13.225	35.059	30.478	22.001	1'40.763	213,9	14:40'27.232	6	13.085	34.875	30.654	21.902	1'40.516	216,0	14:40'16.991

10/06/2023

P = Pits In/Out - C = Lap Time Cancelled





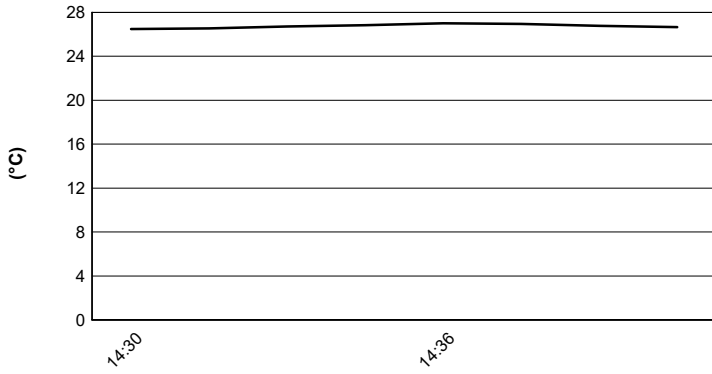
Vallelunga 4.085 m

ACI Racing Weekend Vallelunga, 10-11 Giugno 2023

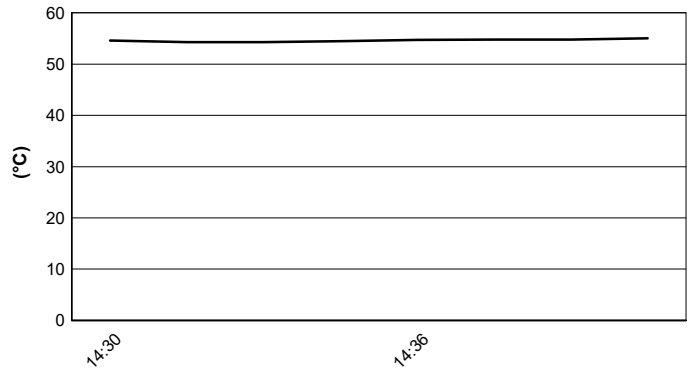
TCR Italian Festival - Meteo Qualifying 2

Session started 14:30 - Session ended 14:41


Air Temperature



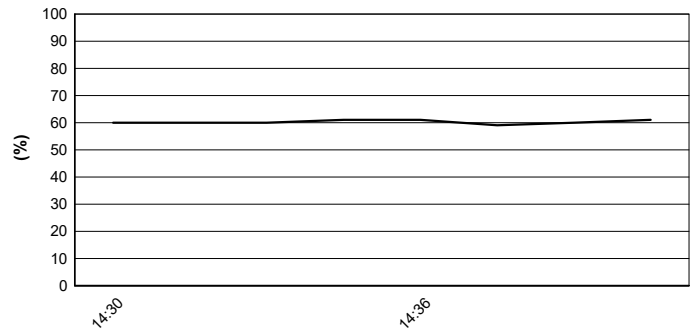
Track Temperature



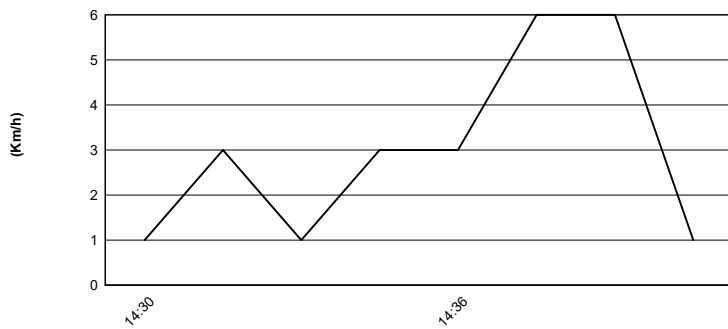
Air Pressure



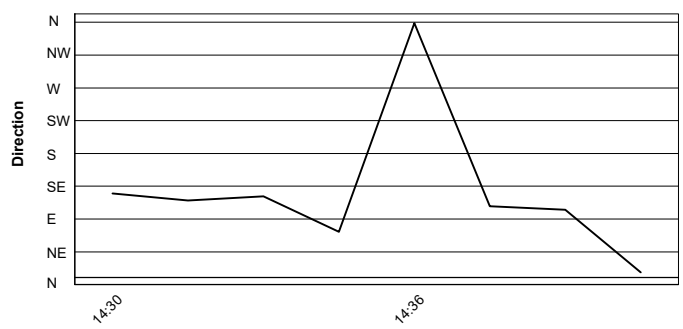
Humidity



Wind Speed

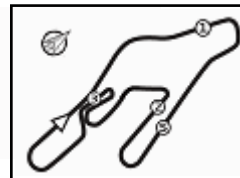


Wind Direction



10/06/2023





Valledlunga 4.085 m

ACI Racing Weekend Valledlunga, 10-11 Giugno 2023

TCR Italian Festival - Combined Qualifying

No.	Driver	Nat	Entrant	Team	Car	Time
1	105 MICHELISZ N.	HUN	BRC Hyundai N Squadra Cors	BRC Hyundai N Squadra Cc	Hyundai Elantra N TCR	1'40.351
2	196 AZCONA M.	ESP	BRC Hyundai N Squadra Cors	BRC Hyundai N Squadra Cc	Hyundai Elantra N TCR	1'40.366
3	111 BJÖRK T.	SWE	Cyan Racing Lynk & Co	Cyan Racing Lynk & Co	Lynk & Co 03 FL TCR	1'40.505
4	122 VERVISCH F.	BEL	Audi Sport Team Comtoyoyu	Audi Sport Team Comtoyoyu	Audi RS3 LMS TCR	1'40.516
5	112 URRUTIA S.	URU	Cyan Racing Lynk & Co	Cyan Racing Lynk & Co	Lynk & Co 03 FL TCR	1'40.760
6	179 HUFF R.	GBR	Audi Sport Team Comtoyoyu	Audi Sport Team Comtoyoyu	Audi RS3 LMS TCR	1'40.817
7	168 EHRLACHER Y.	FRA	Cyan Racing Lynk & Co	Cyan Racing Lynk & Co	Lynk & Co 03 FL TCR	1'41.002
8	129 GIROLAMI N.	ARG	ALM Motorsport	ALM Motorsport	Honda Civic Type R FL5 TCR	1'41.009
9	27 FILIPPI J.	FRA	Audi Sport Team Comtoyoyu	Audi Sport Team Comtoyoyu	Audi RS3 LMS TCR	1'41.192
10	155 MA Q.	CHN	Cyan Racing Lynk & Co	Cyan Racing Lynk & Co	Lynk & Co 03 FL TCR	1'41.194
11	22 PAUWELS K.	BEL	Audi Sport Team Comtoyoyu	Audi Sport Team Comtoyoyu	Audi RS3 LMS TCR	1'41.257
12	76 COMTE A.	FRA	SP Compétition	SP Compétition	Cupra Leon Competición TCR	1'41.621
13	18 BUTTI M.	ITA	BRC Hyundai N Squadra Cors	BRC Hyundai N Squadra Cc	Hyundai Elantra N TCR	1'41.358
14	31 CECCON K.	ITA	Aggressive Team Italia	Aggressive Team Italia	Hyundai Elantra N TCR	1'41.808
15	123 VAHTEL M.	EST	ALM Motorsport	ALM Motorsport	Honda Civic Type R FL5 TCR	1'41.851
16	77 PUSSIER S.	FRA	SP Compétition	SP Compétition	Cupra Leon Competición TCR	1'42.205

