

ACI Racing Weekend Vallelunga, 15-16 Giugno 2024

Campionato Italiano GT Endurance - Classifica Qualifying 2 GTCup

Vallelunga 4.085 m

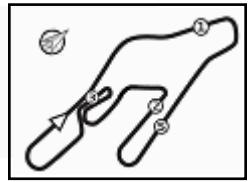
1 / 2

No. Driver	Nat	Entrant	Team	Car	Class	Time	Gap	Rel.	Laps
1 127 LAURINI Ludovico	ITA	Racevent	Racevent	Porsche 911 Cup 992	GTC-GTC2	1'34.387			3
2 122 DI BENEDETTO Davide	ITA	Ebimotors	Ebimotors	Porsche 911 Cup 992	GTC-GTC2	1'35.151	0.764	0.764	5
3 291 JACOMA Ivan Martin	CHE	Centri Porsche Ticino	Centri Porsche Ticino	Porsche 911 Cup 992	GTC-GTC2	1'35.188	0.801	0.037	3
4 202 D'AURIA Ferdinando	ITA	HC Racing Division	HC Racing Division	Lamborghini Huracán ST EVO 2GTC-GTC1.		1'35.731	1.344	0.543	7
5 272 MAINETTI Alessandro	ITA	DL Racing	DL Racing	Lamborghini Huracán ST EVO 2GTC-GTC1.		1'35.840	1.453	0.109	3
6 172 CAIOLA Alessio	ITA	DL Racing	DL Racing	Lamborghini Huracán ST EVO 2GTC-GTC1.		1'35.925	1.538	0.085	3
7 111 DI MARE Sabatino	ITA	Best Lap	Best Lap	Ferrari 488 Challenge Evo	GTC-GTC1	1'36.010	1.623	0.085	6
8 217 VAN DER SLOOT Sandra	NLD	EF Racing	EF Racing	Porsche 911 Cup 992	GTC-GTC2	1'36.307	1.920	0.297	7
9 212 AGOGLIA Pietro	ITA	Best Lap	Best Lap	Ferrari 488 Challenge Evo	GTC-GTC1.	1'36.638	2.251	0.331	6
10 151 RISITANO Nicolas	ITA	SR&R	SR&R	Ferrari 488 Challenge Evo	GTC-GTC1	1'36.849	2.462	0.211	2
11 103 BACCI Alex	ITA	Easy Race	Easy Race	Ferrari 488 Challenge Evo	GTC-GTC1	1'37.205	2.818	0.356	6
12 207 BARBOLINI Edoardo	ITA	Invictus Corse	Invictus Corse	Lamborghini Huracán ST EVO 2GTC-GTC1.		1'37.441	3.054	0.236	6
13 292 KNEZ Matej	SVN	Centri Porsche Ticino	Centri Porsche Ticino	Porsche 911 Cup 992	GTC-GTC2	1'39.432	5.045	1.991	3
14 232 LAH Andrej	SVN	LEMA Racing	LEMA Racing	Lamborghini Huracán ST EVO 2GTC-GTC1.		1'40.356	5.969	0.924	6

Humidity:	52%	AIR	22°C
Condition:	DRY	Track	31°C

Stewards : Valerio Brizzolari Gabriele Lancieri Roberto Sardelli

Start 15/06/2024 19:57 End 20:12



ACI Racing Weekend Vallelunga, 15-16 Giugno 2024

Campionato Italiano GT Endurance - Classifica Qualifying 2 GTCup

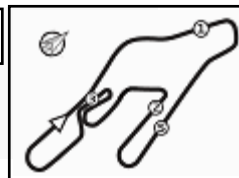
Penalty and Infringment

Fastest Laps Sequence

No.	Entrant	Nat	Team	Car	Local Time	Time	Gap	Avg
172	A. CAIOLA	ITA	DL Racing	Lamborghini Huracán ST EVO 2	20:00'29.570	1'36.700		152,079
272	A. MAINETTI	ITA	DL Racing	Lamborghini Huracán ST EVO 2	20:00'34.174	1'36.209	-0.491	152,855
127	L. LAURINI	ITA	Racevent	Porsche 911 Cup 992	20:01'00.100	1'34.855	-1.354	155,037
127	L. LAURINI	ITA	Racevent	Porsche 911 Cup 992	20:02'34.487	1'34.387	-0.468	155,805

Stewards : Valerio Brizzolari Gabriele Lancieri Roberto Sardelli

15/06/2024 Start 19:57 End 20:12


ACI Racing Weekend Vallelunga, 15-16 Giugno 2024
Campionato Italiano GT Endurance - Best Sectors & Speed Qualifying 2 GTCup

Vallelunga 4.085 m

BEST LAP

1	127 LAURINI Ludovico	Porsche 911 Cup 992	1'34.387
2	122 DI BENEDETTO Davide	Porsche 911 Cup 992	1'35.151
3	291 JACOMA Ivan Martin	Porsche 911 Cup 992	1'35.188
4	202 D'AURIA Ferdinando	Lamborghini Huracán ST EVO 2	1'35.731
5	272 MAINETTI Alessandro	Lamborghini Huracán ST EVO 2	1'35.840
6	172 CAIOLA Alessio	Lamborghini Huracán ST EVO 2	1'35.925
7	111 DI MARE Sabatino	Ferrari 488 Challenge Evo	1'36.010
8	217 VAN DER SLOOT Sandra	Porsche 911 Cup 992	1'36.307
9	212 AGOGLIA Pietro	Ferrari 488 Challenge Evo	1'36.638
10	151 RISITANO Nicolas	Ferrari 488 Challenge Evo	1'36.849
11	103 BACCI Alex	Ferrari 488 Challenge Evo	1'37.205
12	207 BARBOLINI Edoardo	Lamborghini Huracán ST EVO 2	1'37.441
13	292 KNEZ Matej	Porsche 911 Cup 992	1'39.432
14	232 LAH Andrej	Lamborghini Huracán ST EVO 2	1'40.356

SPEED

1	202 D'AURIA Ferdinando	Lamborghini Huracán ST EVO 2	241,6
2	103 BACCI Alex	Ferrari 488 Challenge Evo	237,4
3	111 DI MARE Sabatino	Ferrari 488 Challenge Evo	236,3
4	212 AGOGLIA Pietro	Ferrari 488 Challenge Evo	235,3
5	151 RISITANO Nicolas	Ferrari 488 Challenge Evo	234,3
6	127 LAURINI Ludovico	Porsche 911 Cup 992	232,8
7	172 CAIOLA Alessio	Lamborghini Huracán ST EVO 2	231,8
8	207 BARBOLINI Edoardo	Lamborghini Huracán ST EVO 2	231,3
9	122 DI BENEDETTO Davide	Porsche 911 Cup 992	231,3
10	291 JACOMA Ivan Martin	Porsche 911 Cup 992	230,8
11	272 MAINETTI Alessandro	Lamborghini Huracán ST EVO 2	230,3
12	217 VAN DER SLOOT Sandra	Porsche 911 Cup 992	229,8
13	292 KNEZ Matej	Porsche 911 Cup 992	229,3
14	232 LAH Andrej	Lamborghini Huracán ST EVO 2	229,3

SEG. 1

1	127 LAURINI Ludovico	12.326
2	202 D'AURIA Ferdinando	12.405
3	111 DI MARE Sabatino	12.427
4	212 AGOGLIA Pietro	12.577
5	291 JACOMA Ivan Martin	12.617
6	172 CAIOLA Alessio	12.638
7	122 DI BENEDETTO Davide	12.661
8	207 BARBOLINI Edoardo	12.678
9	272 MAINETTI Alessandro	12.701
10	151 RISITANO Nicolas	12.767
11	103 BACCI Alex	12.831
12	292 KNEZ Matej	13.114
13	232 LAH Andrej	13.338
14	217 VAN DER SLOOT Sandr	13.348

SEG. 2

1	127 LAURINI Ludovico	32.678
2	122 DI BENEDETTO Davide	32.813
3	172 CAIOLA Alessio	32.845
4	291 JACOMA Ivan Martin	32.860
5	111 DI MARE Sabatino	32.989
6	272 MAINETTI Alessandro	33.013
7	217 VAN DER SLOOT Sandr	33.080
8	202 D'AURIA Ferdinando	33.110
9	212 AGOGLIA Pietro	33.188
10	103 BACCI Alex	33.380
11	151 RISITANO Nicolas	33.413
12	207 BARBOLINI Edoardo	33.704
13	292 KNEZ Matej	33.871
14	232 LAH Andrej	34.753

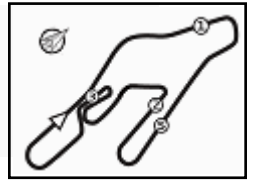
SEG. 3

1	122 DI BENEDETTO Davide	28.659
2	291 JACOMA Ivan Martin	28.732
3	127 LAURINI Ludovico	28.871
4	217 VAN DER SLOOT Sandr	28.907
5	202 D'AURIA Ferdinando	28.922
6	272 MAINETTI Alessandro	29.069
7	172 CAIOLA Alessio	29.241
8	111 DI MARE Sabatino	29.247
9	151 RISITANO Nicolas	29.452
10	207 BARBOLINI Edoardo	29.506
11	212 AGOGLIA Pietro	29.590
12	103 BACCI Alex	29.657
13	292 KNEZ Matej	29.836
14	232 LAH Andrej	29.858

SEG. 4

1	127 LAURINI Ludovico	20.465
2	291 JACOMA Ivan Martin	20.717
3	122 DI BENEDETTO Davide	20.777
4	217 VAN DER SLOOT Sandr	20.865
5	202 D'AURIA Ferdinando	20.973
6	272 MAINETTI Alessandro	20.973
7	172 CAIOLA Alessio	21.008
8	111 DI MARE Sabatino	21.148
9	151 RISITANO Nicolas	21.192
10	212 AGOGLIA Pietro	21.232
11	103 BACCI Alex	21.317
12	207 BARBOLINI Edoardo	21.479
13	292 KNEZ Matej	21.584
14	232 LAH Andrej	22.021



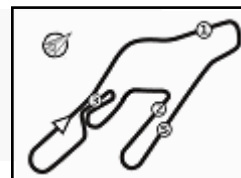


ACI Racing Weekend Vallelunga, 15-16 Giugno 2024

Campionato Italiano GT Endurance - Ideal Time Qualifying 2 GTCup

Vallelunga 4.085 m

No. Driver Entrant	Car	Seg. 1 Diff. 1	Seg. 2 Diff. 2	Seg. 3 Diff. 3	Seg. 4 Diff. 4	Ideal Time		
						Best Lap	Pos.	Diff.
1 127 LAURINI L. (ITA) RACEVENT	Porsche 911 Cup 992	12.326 +0.030	32.678 +0.017	28.871	20.465	1'34.340 1'34.387	1	0.047
2 122 DI BENEDETTO D. (ITA) EBIMOTORS	Porsche 911 Cup 992	12.661 +0.052	32.813	28.659 +0.052	20.777 +0.137	1'34.910 1'35.151	2	0.241
3 291 JACOMA I. (CHE) CENTRI PORSCHE TICINO	Porsche 911 Cup 992	12.617	32.860 +0.262	28.732	20.717	1'34.926 1'35.188	3	0.262
4 202 D'AURIA F. (ITA) HC RACING DIVISION	Lamborghini Huracán ST EVO 2	12.405 +0.090	33.110 +0.064	28.922 +0.167	20.973	1'35.410 1'35.731	4	0.321
5 172 CAIOLA A. (ITA) DL RACING	Lamborghini Huracán ST EVO 2	12.638	32.845 +0.183	29.241 +0.010	21.008	1'35.732 1'35.925	6	0.193
6 272 MAINETTI A. (ITA) DL RACING	Lamborghini Huracán ST EVO 2	12.701	33.013	29.069	20.973 +0.084	1'35.756 1'35.840	5	0.084
7 111 DI MARE S. (ITA) BEST LAP	Ferrari 488 Challenge Evo	12.427 +0.053	32.989 +0.043	29.247 +0.019	21.148 +0.084	1'35.811 1'36.010	7	0.199
8 217 VAN DER SLOOT S. (NL) EF RACING	Porsche 911 Cup 992	13.348 +0.052	33.080	28.907	20.865 +0.055	1'36.200 1'36.307	8	0.107
9 212 AGOGLIA P. (ITA) BEST LAP	Ferrari 488 Challenge Evo	12.577 +0.042	33.188	29.590 +0.009	21.232	1'36.587 1'36.638	9	0.051
10 151 RISITANO N. (ITA) SR&R	Ferrari 488 Challenge Evo	12.767 +0.025	33.413	29.452	21.192	1'36.824 1'36.849	10	0.025
11 103 BACCI A. (ITA) EASY RACE	Ferrari 488 Challenge Evo	12.831	33.380	29.657 +0.020	21.317	1'37.185 1'37.205	11	0.020
12 207 BARBOLINI E. (ITA) INVICTUS CORSE	Lamborghini Huracán ST EVO 2	12.678 +0.074	33.704	29.506	21.479	1'37.367 1'37.441	12	0.074
13 292 KNEZ M. (SVN) CENTRI PORSCHE TICINO	Porsche 911 Cup 992	13.114 +0.112	33.871 +0.811	29.836	21.584 +0.104	1'38.405 1'39.432	13	1.027
14 232 LAH A. (SVN) LEMA RACING	Lamborghini Huracán ST EVO 2	13.338 +0.165	34.753 +0.099	29.858	22.021 +0.122	1'39.970 1'40.356	14	0.386
Overall Ideal Time		12.326	32.678	28.659	20.465	1'34.128		



ACI Racing Weekend Vallelunga, 15-16 Giugno 2024

Campionato Italiano GT Endurance - Analisi Tempi Qualifying 2 GTCup

103 Easy Race (1'37.205)

Lap	Seg.1	Seg.2	Seg.3	Seg.4	Lap Time	km/h	Local Time
Alex Bacci							
1							
2	19.337	35.133	30.027	21.800	1'46.297P	233,8	20:00'10.901
3	13.114	33.744	29.691	21.381	1'37.930	235,3	20:01'48.831
4	13.079	33.429	29.657	21.353	1'37.518	236,3	20:03'26.349
5	12.993	38.929	42.620	3'18.830	4'53.372P	236,3	20:08'19.721
6	18.054	36.405	34.881	22.508	1'51.848P	231,8	20:10'11.569
7	12.831	33.380	29.677	21.317	1'37.205	237,4	20:11'48.774

Ferdinando D'Auria

1							
2	18.640	35.506	33.290	23.423	1'50.859P	235,3	19:59'00.296
3	12.731	33.717	29.599	21.108	1'37.155	241,1	20:00'37.451
4	12.495	33.174	29.089	20.973	1'35.731	241,1	20:02'13.182
5	12.405	33.302	29.061	22.365	1'37.133C	241,1	20:03'50.315
6	17.388	38.189	36.267	2'52.927	4'24.771P	231,3	20:08'15.086
7	17.143	34.049	30.325	24.117	1'45.634P	240,0	20:10'00.720
8	12.539	33.110	28.922	21.201	1'35.772	241,6	20:11'36.492

111 Best Lap (1'36.010)

Lap	Seg.1	Seg.2	Seg.3	Seg.4	Lap Time	km/h	Local Time
Sabatino Di Mare							
1							
2	18.325	35.402	37.915	21.912	1'53.554P	232,8	19:59'40.650
3	12.492	33.217	29.247	21.148	1'36.104	236,3	20:01'16.754
4	12.427	33.151	29.473	21.263	1'36.314	236,3	20:02'53.068
5	12.455	32.989	44.043	3'55.358	5'24.845P	236,3	20:08'17.913
6	18.559	36.993	34.749	22.667	1'52.968P	229,3	20:10'10.881
7	12.480	33.032	29.266	21.232	1'36.010	235,8	20:11'46.891

207 Invictus Corse (1'37.441)

Lap	Seg.1	Seg.2	Seg.3	Seg.4	Lap Time	km/h	Local Time
Edoardo Barbolini							
1							
2	23.376	42.237	35.842	22.640	2'04.095P	187,5	19:59'53.264
3	13.118	34.422	30.082	21.526	1'39.148	229,8	20:01'32.412
4	12.716	34.008	29.751	21.522	1'37.997	231,3	20:03'10.409
5	12.678	34.313	36.633	3'36.231	4'59.855P	230,8	20:08'10.264
6	17.675	34.819	30.540	23.255	1'46.289P	228,3	20:09'56.553
7	12.752	33.704	29.506	21.479	1'37.441	231,3	20:11'33.994

122 Ebimotors (1'35.151)

Lap	Seg.1	Seg.2	Seg.3	Seg.4	Lap Time	km/h	Local Time
Davide Di Benedetto							
1							
2	20.035	39.972	37.156	21.650	1'58.813P	161,0	19:59'51.034
3	12.950	33.094	28.659	20.777	1'35.480	229,3	20:01'26.514
4	12.713	32.813	28.711	20.914	1'35.151	230,3	20:03'01.665
5	12.661	32.946	38.865	3'46.442	5'10.914P	230,3	20:08'12.579
6	17.012	34.687	29.396	21.620	1'42.715P	227,4	20:09'55.294
7	12.842	33.118	32.488			231,3	

212 Best Lap (1'36.638)

Lap	Seg.1	Seg.2	Seg.3	Seg.4	Lap Time	km/h	Local Time
Pietro Agoglia							
1							
2	20.094	37.764	39.747	21.816	1'59.421P	220,9	19:59'45.380
3	12.700	33.216	29.833	21.369	1'37.118	233,8	20:01'22.498
4	12.802	33.773	29.590	21.251	1'37.416	233,3	20:02'59.914
5	12.577	33.449	41.256	3'44.307	5'11.589P	234,3	20:08'11.503
6	17.985	36.335	33.946	22.596	1'50.862P	231,3	20:10'02.365
7	12.619	33.188	29.599	21.232	1'36.638	235,3	20:11'39.003

127 Racevent (1'34.387)

Lap	Seg.1	Seg.2	Seg.3	Seg.4	Lap Time	km/h	Local Time
Ludovico Laurini							
1							
2	18.261	34.343	32.903	21.441	1'46.948P	229,3	19:59'25.245
3	12.411	32.897	28.947	20.600	1'34.855	232,8	20:01'00.100
4	12.356	32.695	28.871	20.465	1'34.387	232,8	20:02'34.487
5	12.326	32.678	28.591			232,3	

217 EF Racing (1'36.307)

Lap	Seg.1	Seg.2	Seg.3	Seg.4	Lap Time	km/h	Local Time
Sandra van der Sloot							
1							
2	18.674	34.904	29.880	21.463	1'44.921P	225,0	19:59'07.699
3	13.429	33.353	29.195	21.268	1'37.245	228,3	20:00'44.944
4	13.400	33.080	28.907	20.920	1'36.307	228,8	20:02'21.251
5	13.564	33.191	29.626	23.655	1'40.036C	228,8	20:04'01.287
6	19.414	42.507	35.085	2'29.451	4'06.457P	164,1	20:08'07.744
7	17.462	33.971	29.603	21.154	1'42.190P	226,4	20:09'49.934
8	13.348	33.512	28.987	20.865	1'36.712	229,8	20:11'26.646

151 SR&R (1'36.849)

Lap	Seg.1	Seg.2	Seg.3	Seg.4	Lap Time	km/h	Local Time
Nicolas Risitano							
1							
2	21.998	36.955	31.586	22.617	1'53.156P	226,4	19:59'34.129
3	12.792	33.413	29.452	21.192	1'36.849	234,3	20:01'10.978
4	12.767	33.465	43.189			232,8	

232 LEMA Racing (1'40.356)

Lap	Seg.1	Seg.2	Seg.3	Seg.4	Lap Time	km/h	Local Time
Andrej Lah							
1							
2	20.017	37.013	31.558	22.715	1'51.303P	225,5	20:00'01.713
3	13.778	35.816	30.874	22.182	1'42.650	227,8	20:01'44.363
4	13.520	34.753	30.089	22.021	1'40.383	227,4	20:03'24.746
5	13.338	46.284	47.908	3'04.366	4'51.896P	199,6	20:08'16.642
6	19.638	47.324	31.438	22.163	2'00.563P	127,2	20:10'17.205
7	13.503	34.852	29.858	22.143	1'40.356	229,3	20:11'57.561

172 DL Racing (1'35.925)

Lap	Seg.1	Seg.2	Seg.3	Seg.4	Lap Time	km/h	Local Time
Alessio Caiola							
1							
2	17.678	35.905	31.396	21.804	1'46.783P	227,8	19:58'52.870
3	12.969	33.358	29.241	21.132	1'36.700	229,8	20:00'29.570
4	12.638	33.028	29.251	21.008	1'35.925	230,8	20:02'05.495
5	12.699	32.845				231,8	

272 DL Racing (1'35.840)

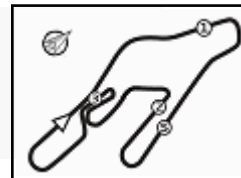
Lap	Seg.1	Seg.2	Seg.3	Seg.4	Lap Time	km/h	Local Time
Alessandro Mainetti							
1							
2	17.342	36.136	34.792	22.602	1'50.872P	192,2	19:58'57.965
3	12.803	33.277	29.156	20.973	1'36.209	230,3	20:00'34.174
4	12.701	33.013	29.069	21.057	1'35.840	230,3	20:02'10.014

202 HC Racing Division (1'35.731)

Lap	Seg.1	Seg.2	Seg.3	Seg.4	Lap Time	km/h	Local Time
-----	-------	-------	-------	-------	----------	------	------------

15/06/2024

P = Pits In/Out - C = Lap Time Cancelled



ACI Racing Weekend Vallelunga, 15-16 Giugno 2024

Campionato Italiano GT Endurance - Analisi Tempi Qualifying 2 GTCup

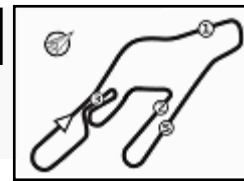
 5 12.777 33.025 29.094 **230,3**
291 Centri Porsche Ticino (1'35.188)

Lap	Seg.1	Seg.2	Seg.3	Seg.4	Lap Time	km/h	Local Time
Ivan Martin Jacoma							
1							
2	18.018	35.679	32.285	21.633	1'47.615P	223,6	19:59'16.932
3	12.741	33.436	29.382	20.918	1'36.477	229,3	20:00'53.409
4	12.617	33.122	28.732	20.717	1'35.188	229,8	20:02'28.597
5	12.625	32.860	28.987			230,8	

292 Centri Porsche Ticino (1'39.432)

Lap	Seg.1	Seg.2	Seg.3	Seg.4	Lap Time	km/h	Local Time
Matej Knez							
1							
2	19.021	36.618	33.968	24.102	1'53.709P	221,8	19:59'05.401
3	13.226	34.682	29.836	21.688	1'39.432	226,9	20:00'44.833
4	14.001	33.871	29.997	21.584	1'39.453	229,3	20:02'24.286
5	13.114	34.249	29.955			228,3	

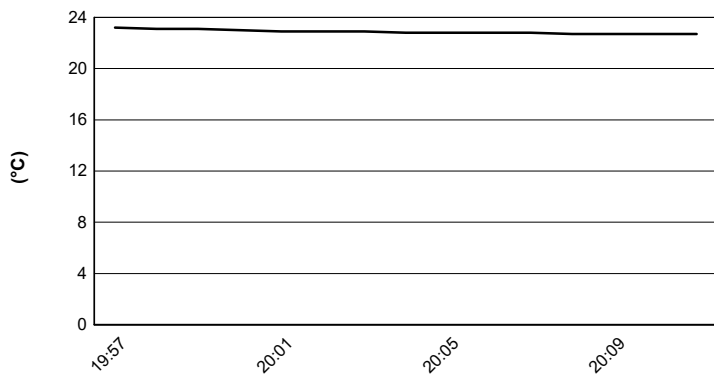




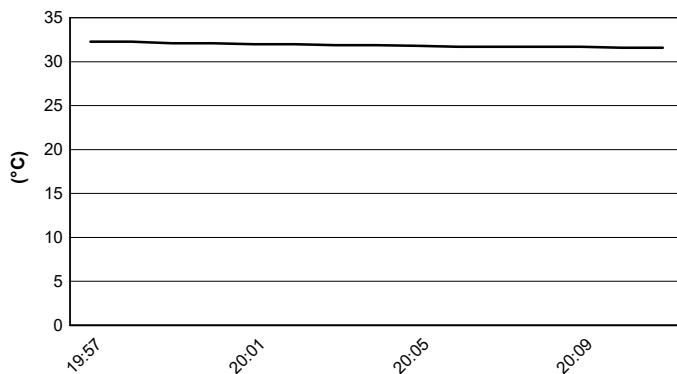
Vallelunga 4.085 m

ACI Racing Weekend Vallelunga, 15-16 Giugno 2024
Campionato Italiano GT Endurance - Meteo Qualifying 2 GTCup
Session started 19:57 - Session ended 20:12

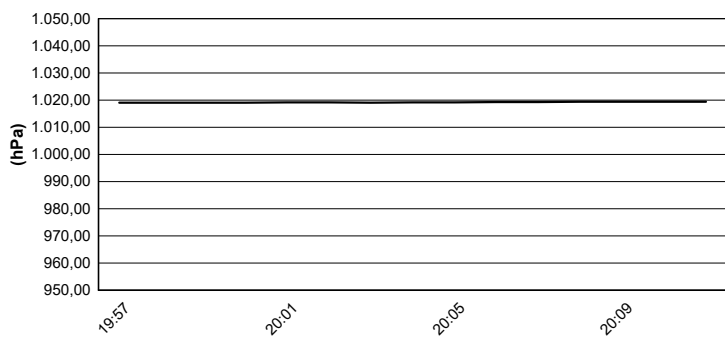
Air Temperature



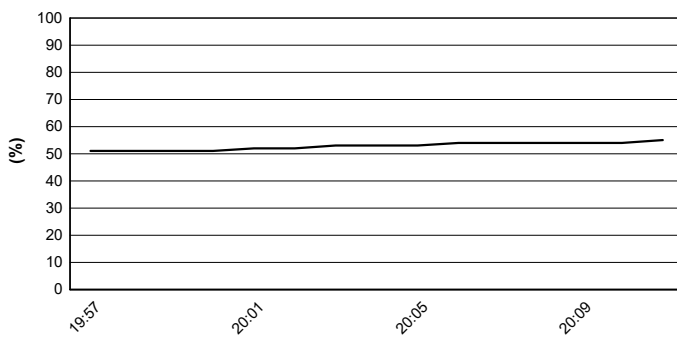
Track Temperature



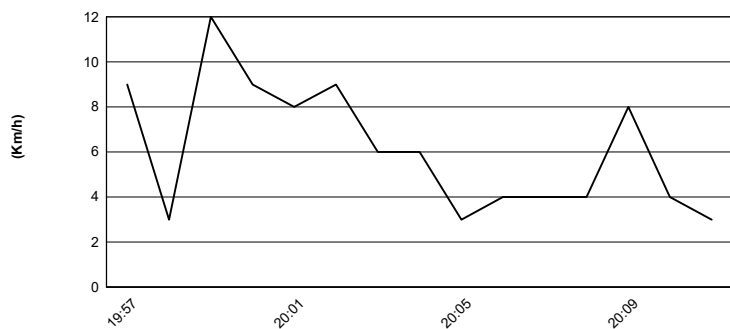
Air Pressure



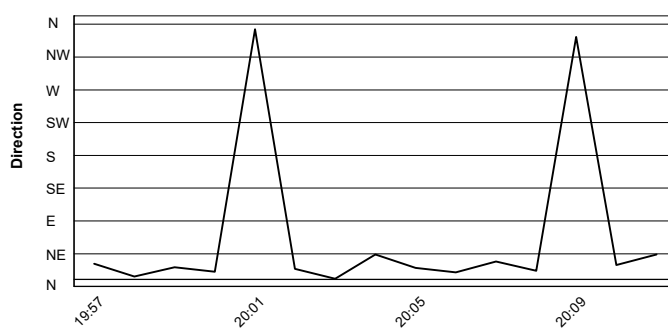
Humidity



Wind Speed



Wind Direction



15/06/2024

