

# ACI Racing Weekend Monza, 26-27 Ottobre 2024

## Campionato Italiano GT Endurance - Classifica Prove Libere 1

Autodromo Monza 5.793 m

1 / 3

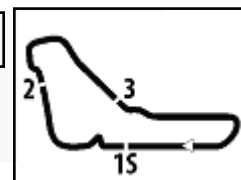
	Conduattore 1 Num. Concorrente	Conduattore 2 Team	Conduattore 3 Auto	Classe	Tempo	Dist.	Media	Giri
1	<b>12 MAZZOLA Rocco (ITA)</b> TRESOR AUDI SPORT ITALIA	<b>DELLI GUANTI Pietro (ITA)</b> Tresor Audi Sport Italia (ITA)	<b>AKA Alex (DEU)</b> AUDI R8 LMS	GT3-GT3PR	<b>1'51.526</b>		186,995	16
2	<b>27 FISICHELLA Giancarlo (ITA)</b> SCUDERIA BALDINI	<b>LECLERC Arthur (MCO)</b> Scuderia Baldini (ITA)	<b>MOSCA Tommaso (ITA)</b> FERRARI 296	GT3-GT3PR	<b>1'51.809</b>	0.283	186,522	16
3	<b>85 DELEDDA Alessio (ITA)</b> IMPERIALE RACING	<b>GILARDONI Kevin (CHE)</b> Imperiale Racing (ITA)	<b>DE WILDE Ugo (BEL)</b> LAMBORGHINI HURACÁN EVO 2	GT3-GT3PR	<b>1'52.607</b>	1.081	185,200	14
4	<b>182 VAN DER VORM Willem (NLD)</b> FORMULA RACING	<b>RUGOLO Michele (ITA)</b> Formula Racing (DNK)	FERRARI 296 CHALLENGE	GTC-GTC1P	<b>1'54.122</b>	2.596	182,741	15
5	<b>99 MONCINI Leonardo (ITA)</b> TRESOR AUDI SPORT ITALIA	<b>COLA Andrea (ITA)</b> Tresor Audi Sport Italia (ITA)	<b>VAN BERLO Glenn (NLD)</b> AUDI R8 LMS	GT3-GT3PR	<b>1'54.505</b>	2.979	182,130	17
6	<b>19 CAZZANIGA Riccardo (ITA)</b> VSR	<b>DI FOLCO Alberto (ITA)</b> VSR (ITA)	<b>LIBERATI Edoardo (ITA)</b> LAMBORGHINI HURACÁN EVO 2	GT3-GT3PR	<b>1'54.687</b>	3.161	181,841	13
7	<b>51 BRACALENTE Alessandro (ITA)</b> AF CORSE	<b>DONNO Eliseo (ITA)</b> AF Corse (ITA)	FERRARI 488	GT3-GT3PA	<b>1'54.898</b>	3.372	181,507	15
8	<b>55 JELMINI Felice (ITA)</b> NOVA RACE EVENTS	<b>FRASSINETI Alex (ITA)</b> Nova Race Events (ITA)	<b>GALBIATI Kikko (ITA)</b> HONDA NSX	GT3-GT3PR	<b>1'55.060</b>	3.534	181,252	13
9	<b>54 FASCICOLO Giuseppe (ITA)</b> IMPERIALE RACING	<b>BOWEN Alexander Robert (ITA)</b> Imperiale Racing (ITA)	<b>GVAZAVA Dmitry (KGZ)</b> LAMBORGHINI HURACÁN EVO 2	GT3-GT3AM	<b>1'55.274</b>	3.748	180,915	15
10	<b>77 MAGNONI Luca (ITA)</b> NOVA RACE EVENTS	<b>CIGLIA Massimo (ITA)</b> Nova Race Events (ITA)	<b>MASSARO Rodolfo (ITA)</b> HONDA NSX	GT3-GT3AM	<b>1'55.424</b>	3.898	180,680	15
11	<b>50 PONZIO Riccardo (ITA)</b> AF CORSE	<b>GAI Stefano (ITA)</b> AF Corse (ITA)	<b>MAC Mikkel (DNK)</b> FERRARI 296	GT3-GT3PA	<b>1'55.609</b>	4.083	180,391	16
12	<b>16 SANDRUCCI Gustavo (ITA)</b> AKM MOTORSPORT	<b>ALIABADI Cambiz (USA)</b> AKM Motorsport (SMR)	<b>SÖDERSTRÖM Oliver (SWE)</b> MERCEDES AMG	GT3-GT3PA	<b>1'55.673</b>	4.147	180,291	16
13	<b>63 GUIDETTI Jacopo (ITA)</b> VSR	<b>MOULIN Baptiste (BEL)</b> VSR (ITA)	<b>TRIBAUDINI Stephane (FRA)</b> LAMBORGHINI HURACÁN EVO 2	GT3-GT3PA	<b>1'55.763</b>	4.237	180,151	13
14	<b>255 PARISOTTO Giacomo (ITA)</b> REPARTO CORSE RAM	<b>DAMINATO Fabio (ITA)</b> Reparto Corse RAM (ITA)	<b>SIMONINI Mattia (ITA)</b> FERRARI 488 CHALLENGE EVO	GTC-GTC1A	<b>1'56.123</b>	4.597	179,592	16
15	<b>7 COMANDINI Stefano (ITA)</b> BMW ITALIA CECCATO RACING	<b>DENES Philippe (USA)</b> BMW Italia Ceccato Racing (ITA)	<b>GUERRA Francesco (ITA)</b> BMW G82 M4	GT3-GT3PR	<b>1'56.383</b>	4.857	179,191	9
16	<b>183 ACOSTA Rey (USA)</b> FORMULA RACING	<b>BONANOMI Marco (ITA)</b> Formula Racing (DNK)	FERRARI 296 CHALLENGE	GTC-GTC1P	<b>1'56.488</b>	4.962	179,030	15
17	<b>103 POSTIGLIONE Vito (ITA)</b> EASY RACE	<b>LA MAZZA Francesco (ITA)</b> Easy Race (ITA)	<b>SEGATTINI Emma (ITA)</b> FERRARI 488 CHALLENGE EVO	GTC-GTC1P	<b>1'56.581</b>	5.055	178,887	14
18	<b>292 KNEZ Matej (SVN)</b> AMAG FIRST RENNSPORT	<b>FONTANA Alex (CHE)</b> Centri Porsche Ticino (CHE)	<b>HOFMANN Patrick (ITA)</b> PORSCHE 911 CUP 992	GTC-GTC2A	<b>1'57.026</b>	5.500	178,207	10
19	<b>202 D'AURIA Ferdinando (ITA)</b> HC RACING DIVISION	<b>CLEMENTI PISANI Alberto (ITA)</b> HC Racing Division (ITA)	<b>BOLGER Douglas (GBR)</b> LAMBORGHINI HURACÁN ST EVO 2	GTC-GTC1A	<b>1'57.525</b>	5.999	177,450	15
20	<b>177 RENMANS Gilles (BEL)</b> SPEED LOVER	<b>SCARPETTA Vincenzo (ITA)</b>	FERRARI 488 CHALLENGE EVO	GTC-GTC1P	<b>1'57.726</b>	6.200	177,147	7
21	<b>272 MAINETTI Alessandro (ITA)</b> DL RACING	<b>TESTA Rodrigo (PRT)</b> DL Racing (ITA)	<b>RIVA Giacomo (ITA)</b> LAMBORGHINI HURACÁN ST EVO 2	GTC-GTC1A	<b>1'57.953</b>	6.427	176,806	12
22	<b>8 CASSARÀ Marco (ITA)</b> BMW ITALIA CECCATO RACING	<b>DE LUCA Francesco (ITA)</b> BMW Italia Ceccato Racing (ITA)	<b>NILSSON Alfred (SWE)</b> BMW G82 M4	GT3-GT3PA	<b>1'58.193</b>	6.667	176,447	8
23	<b>75 COLAVITA Leonardo (ITA)</b> COLAVITA LEONARDO	<b>RICCITELLI Simone (ITA)</b>	<b>ULRICH Christoph (CHE)</b> FERRARI 488	GT3-GT3AM	<b>1'58.256</b>	6.730	176,353	15
24	<b>224 RANGONI Luca (ITA)</b> ZRS MOTORSPORT	<b>MOSCONI Pierluigi (ITA)</b> ZRS Motorsport (ITA)	PORSCHE 911 CUP 992	GTC-GTC2A	<b>1'58.270</b>	6.744	176,332	15
25	<b>172 SEGÙ Luca (ITA)</b> DL RACING	<b>CAIOLA Alessio (ITA)</b> DL Racing (ITA)	<b>FONTANA Andrea (ITA)</b> LAMBORGHINI HURACÁN ST EVO 2	GTC-GTC1P	<b>1'58.372</b>	6.846	176,180	14

Direttore di Gara : Oscar Comi

Direttore di Prova : Alessandro Ferrari

25/10/2024      Inizio 11:00      Fine 11:51

Esposta alle: .....



# ACI Racing Weekend Monza, 26-27 Ottobre 2024

## Campionato Italiano GT Endurance - Classifica Prove Libere 1

Autodromo Monza 5.793 m

2 / 3

26	<b>28 FERRI Fulvio (ITA)</b> NOVA RACE EVENTS	<b>BODELLINI Andrea (ITA)</b> Nova Race Events (ITA)	<b>MARCHETTI Alessandro (ITA)</b> MERCEDES AMG	GT3-GT3AM	<b>1'58.434</b>	6.908	176,088	15
27	<b>117 PIRIA Vittoria (ITA)</b> EF RACING	<b>MEZZETTI William (ITA)</b> EF Racing (ITA)	PORSCHE 911 R 992	GTC-GTC2P	<b>1'58.660</b>	7.134	175,753	16
28	<b>127 CALCAGNO Paolo (ITA)</b> RACEVENT	<b>SONZOGNI Jenny (ITA)</b> Racevent (ITA)	<b>VALORI Ronnie (ITA)</b> PORSCHE 911 CUP 992	GTC-GTC2P	<b>1'58.888</b>	7.362	175,416	15
29	<b>122 NICOLOSI Giuseppe (ITA)</b> EBIMOTORS	<b>DI BENEDETTO Davide (ITA)</b> Ebimotors (ITA)	<b>CAZZANIGA Daniele (ITA)</b> PORSCHE 911 CUP 992	GTC-GTC2P	<b>1'59.038</b>	7.512	175,194	15
30	<b>33 PAVLOVIC Milos (SRB)</b> STAR PERFORMANCE	<b>SPENGLER Florian (DEU)</b> Star Performance (THA)	<b>JAO-JAVANIL Sanporn (THA)</b> LAMBORGHINI HURACÁN EVO 2	GT3-GT3AM	<b>1'59.700</b>	8.174	174,226	10
31	<b>32 MUR Sandro (HRV)</b> STAR PERFORMANCE	<b>LERTLAMPRASERTKUL Nuttapong (THA)</b> Star Performance (THA)	<b>LOMMAHADTHAI Aniwat (THA)</b> LAMBORGHINI HURACÁN EVO 2	GT3-GT3AM	<b>1'59.862</b>	8.336	173,990	11
32	<b>251 RISITANO Nicolas (ITA)</b> SR&R	<b>SCHOFIELD Lyle (IRL)</b> SR&R (ITA)	<b>MARZIALETTI Giammarco (ITA)</b> FERRARI 488 CHALLENGE EVO	GTC-GTC1A	<b>2'00.038</b>	8.512	173,735	13
33	<b>217 VAN DER SLOOT Sandra (NLD)</b> EF RACING	<b>BURATTI Andrea (ITA)</b> EF Racing (ITA)	PORSCHE 911 CUP 992	GTC-GTC2A	<b>2'00.216</b>	8.690	173,478	13
34	<b>212 AGOGLIA Pietro (ITA)</b> BEST LAP	<b>CROCCOLINO Filippo (ITA)</b> Best Lap (ITA)	<b>CARBONI Gianluca (ITA)</b> FERRARI 488 CHALLENGE EVO	GTC-GTC1A	<b>2'00.806</b>	9.280	172,630	16
35	<b>225 MICALE Luciano (ITA)</b> ZRS MOTORSPORT	<b>PRESTIPINO Paolo (ITA)</b> ZRS Motorsport (ITA)	<b>GIACON Steven (ITA)</b> PORSCHE 911 CUP 992	GTC-GTC2A	<b>2'00.923</b>	9.397	172,463	15
36	<b>207 MENDEZ Andres (COL)</b> INVICTUS CORSE	<b>ANAPOLI Giovanni (ITA)</b> Invictus Corse	<b>BARBOLINI Edoardo (ITA)</b> LAMBORGHINI HURACÁN ST EVO 2	GTC-GTC1A	<b>2'02.749</b>	11.223	169,898	10
37	<b>232 KOSIC Matej (SVN)</b> LEMA RACING	<b>FONDI Maurizio (ITA)</b> LEMA Racing (SLO)	LAMBORGHINI HURACÁN ST EVO 2	GTC-GTC1A	<b>2'04.030</b>	12.504	168,143	7
38	<b>66 ZANON Ignazio (ITA)</b> VSR	<b>STADSBADER Gilles (BEL)</b> VSR (ITA)	<b>MICHELOTTO Mattia (ITA)</b> LAMBORGHINI HURACÁN EVO 2	GT3-GT3PA				3
39	<b>111 DEMARCHI Luca (ITA)</b> BEST LAP	<b>DI MARE Sabatino (ITA)</b> Best Lap (ITA)	<b>PATRINICOLA Simone (ITA)</b> FERRARI 488 CHALLENGE EVO	GTC-GTC1P				0

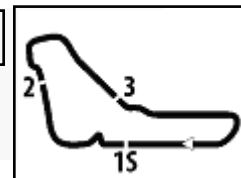
Umidità	93%	Aria	15°C
Condizioni	WET	Pista	16°C

Direttore di Gara : Oscar Comi

Direttore di Prova : Alessandro Ferrari

25/10/2024      Inizio 11:00      Fine 11:51

Esposta alle: .....


**ACI Racing Weekend Monza, 26-27 Ottobre 2024**
**Campionato Italiano GT Endurance - Classifica Prove Libere 1**

Autodromo Monza 5.793 m

3 / 3

**Penalty and Infringement**

11.00		Green Flag - Pit Lane Open
11.03	<b>33 Star Performance</b>	#33 Time Deleted (2'08.663) - Exceeded Track Limits T5
11.05	<b>224 ZRS Motorsport</b>	#224 Time Deleted (2'09.692) - Exceeded Track Limits T2
11.05	<b>33 Star Performance</b>	#33 Time Deleted (2'03.260) - Exceeded Track Limits T5
11.07	<b>16 AKM Motorsport</b>	#16 Time Deleted (1'56.452) - Exceeded Track Limits T5
11.08	<b>232 LEMA Racing</b>	#232 Time Deleted (2'13.871) - Exceeded Track Limits T2
11.09	<b>33 Star Performance</b>	#33 Time Deleted (2'01.500) - Exceeded Track Limits T5
11.11	<b>7 BMW Italia Ceccato Racing</b>	#7 Time Deleted (0.000) - Exceeded Track Limits T5
11.12	<b>217 EF Racing</b>	#217 Time Deleted (2'12.367) - Exceeded Track Limits T2
11.13	<b>182 Formula Racing</b>	#182 Time Deleted (2'12.213) - Exceeded Track Limits T2
11.14	<b>51 AF Corse</b>	#51 Time Deleted (1'58.165) - Exceeded Track Limits T5
11.16	<b>32 Star Performance</b>	#32 Time Deleted (2'13.064) - Exceeded Track Limits T5
11.16	<b>99 Tresor Audi Sport Italia</b>	#99 Time Deleted (1'55.902) - Exceeded Track Limits T2
11.19	<b>232 LEMA Racing</b>	#232 Time Deleted (2'45.836) - Exceeded Track Limits T5
11.19	<b>207 Invictus Corse</b>	#207 Time Deleted (2'17.139) - Exceeded Track Limits T2
11.20	<b>99 Tresor Audi Sport Italia</b>	#99 Time Deleted (3'09.131) - Exceeded Track Limits T2
11.20		RED FLAG
11.27		Green Flag - Pit Lane Open
11.29	<b>54 Imperiale Racing</b>	#54 Time Deleted (7'41.872) - Exceeded Track Limits T2
11.29	<b>207 Invictus Corse</b>	#207 Time Deleted (9'46.641) - Exceeded Track Limits T5
11.31	<b>292 AMAG First Rennsport</b>	#292 Time Deleted (2'06.865) - Exceeded Track Limits T5
11.32	<b>207 Invictus Corse</b>	#207 Time Deleted (2'40.670) - Exceeded Track Limits T5
11.32	<b>19 VSR</b>	#19 Time Deleted (2'04.377) - Exceeded Track Limits T2
11.32	<b>225 ZRS Motorsport</b>	#225 Time Deleted (2'33.305) - Exceeded Track Limits T2
11.33		RED FLAG
11.42		Green Flag - Pit Lane Open
11.45	<b>85 Imperiale Racing</b>	#85 Time Deleted (1'56.004) - Exceeded Track Limits T2
11.45	<b>54 Imperiale Racing</b>	#54 Time Deleted (1'59.055) - Exceeded Track Limits T5
11.47	<b>225 ZRS Motorsport</b>	#225 Time Deleted (1'58.836) - Exceeded Track Limits T5
11.49	<b>19 VSR</b>	#19 Time Deleted (2'03.969) - Exceeded Track Limits T2
11.49	<b>63 VSR</b>	#63 Time Deleted (1'54.748) - Exceeded Track Limits T5
11.49	<b>225 ZRS Motorsport</b>	#225 Time Deleted (2'02.096) - Exceeded Track Limits T5
11.50		Chequered Flag

**Fastest Laps Sequence**

Num.	Concorrente	Naz	Team	Auto	Local Time	Tempo	Dist.	Media
12	R. MAZZOLA	ITA	Tresor Audi Sport Italia	Audi R8 LMS	11:04'04.037	<b>1'57.263</b>		177,846
12	R. MAZZOLA	ITA	Tresor Audi Sport Italia	Audi R8 LMS	11:06'00.393	<b>1'56.356</b>	-0.907	179,233
27	G. FISICHELLA	ITA	Scuderia Baldini	Ferrari 296	11:08'33.776	<b>1'55.927</b>	-0.429	179,896
19	R. CAZZANIGA	ITA	VSR	Lamborghini Huracán EVO 2	11:11'43.833	<b>1'55.765</b>	-0.162	180,148
99	L. MONCINI	ITA	Tresor Audi Sport Italia	Audi R8 LMS	11:14'17.099	<b>1'55.134</b>	-0.631	181,135
27	G. FISICHELLA	ITA	Scuderia Baldini	Ferrari 296	11:15'39.519	<b>1'54.987</b>	-0.147	181,367
12	R. MAZZOLA	ITA	Tresor Audi Sport Italia	Audi R8 LMS	11:16'38.056	<b>1'53.955</b>	-1.032	183,009
27	G. FISICHELLA	ITA	Scuderia Baldini	Ferrari 296	11:33'04.161	<b>1'53.838</b>	-0.117	183,197
27	G. FISICHELLA	ITA	Scuderia Baldini	Ferrari 296	11:45'53.528	<b>1'53.365</b>	-0.473	183,962
12	R. MAZZOLA	ITA	Tresor Audi Sport Italia	Audi R8 LMS	11:45'53.958	<b>1'53.163</b>	-0.202	184,290
12	R. MAZZOLA	ITA	Tresor Audi Sport Italia	Audi R8 LMS	11:47'46.138	<b>1'52.180</b>	-0.983	185,905
27	G. FISICHELLA	ITA	Scuderia Baldini	Ferrari 296	11:49'41.989	<b>1'51.809</b>	-0.371	186,522
12	R. MAZZOLA	ITA	Tresor Audi Sport Italia	Audi R8 LMS	11:51'34.977	<b>1'51.526</b>	-0.283	186,995

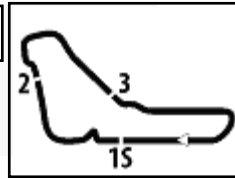
Direttore di Gara : Oscar Comi

Direttore di Prova : Alessandro Ferrari

25/10/2024      Inizio 11:00      Fine 11:51

Esposta alle: .....




**ACI Racing Weekend Monza, 26-27 Ottobre 2024**
**Campionato Italiano GT Endurance - Best Sectors & Speed Prove Libere 1**

Autodromo Monza 5.793 m

**MIGLIOR GIRO**

1	12	TRESOR AUDI SPORT ITALIA	Audi R8 LMS	1'51.526
2	27	SCUDERIA BALDINI	Ferrari 296	1'51.809
3	85	IMPERIALE RACING	Lamborghini Huracán EVO 2	1'52.607
4	182	FORMULA RACING	Ferrari 296 Challenge	1'54.122
5	99	TRESOR AUDI SPORT ITALIA	Audi R8 LMS	1'54.505
6	19	VSR	Lamborghini Huracán EVO 2	1'54.687
7	51	AF CORSE	Ferrari 488	1'54.898
8	55	NOVA RACE EVENTS	Honda NSX	1'55.060
9	54	IMPERIALE RACING	Lamborghini Huracán EVO 2	1'55.274
10	77	NOVA RACE EVENTS	Honda NSX	1'55.424
11	50	AF CORSE	Ferrari 296	1'55.609
12	16	AKM MOTORSPORT	Mercedes AMG	1'55.673
13	63	VSR	Lamborghini Huracán EVO 2	1'55.763
14	255	REPARTO CORSE RAM	Ferrari 488 Challenge Evo	1'56.123
15	7	BMW ITALIA CECCATO RAC	BMW G82 M4	1'56.383
16	183	FORMULA RACING	Ferrari 296 Challenge	1'56.488
17	103	EASY RACE	Ferrari 488 Challenge Evo	1'56.581
18	292	AMAG FIRST RENNSPORT	Porsche 911 Cup 992	1'57.026
19	202	HC RACING DIVISION	Lamborghini Huracán ST EVO 2	1'57.525
20	177	SPEED LOVER	Ferrari 488 Challenge Evo	1'57.726
21	272	DL RACING	Lamborghini Huracán ST EVO 2	1'57.953
22	8	BMW ITALIA CECCATO RAC	BMW G82 M4	1'58.193
23	75	COLAVITA LEONARDO	Ferrari 488	1'58.256
24	224	ZRS MOTORSPORT	Porsche 911 Cup 992	1'58.270
25	172	DL RACING	Lamborghini Huracán ST EVO 2	1'58.372
26	28	NOVA RACE EVENTS	Mercedes AMG	1'58.434
27	117	EF RACING	Porsche 911 R 992	1'58.660
28	127	RACEVENT	Porsche 911 Cup 992	1'58.888
29	122	EBIMOTORS	Porsche 911 Cup 992	1'59.038
30	33	STAR PERFORMANCE	Lamborghini Huracán EVO 2	1'59.700
31	32	STAR PERFORMANCE	Lamborghini Huracán EVO 2	1'59.862
32	251	SR&R	Ferrari 488 Challenge Evo	2'00.038
33	217	EF RACING	Porsche 911 Cup 992	2'00.216
34	212	BEST LAP	Ferrari 488 Challenge Evo	2'00.806
35	225	ZRS MOTORSPORT	Porsche 911 Cup 992	2'00.923
36	207	INVICTUS CORSE	Lamborghini Huracán ST EVO 2	2'02.749
37	232	LEMA RACING	Lamborghini Huracán ST EVO 2	2'04.030
38	66	VSR	Lamborghini Huracán EVO 2	
39	111	BEST LAP	Ferrari 488 Challenge Evo	

**SPEED**

1	182	FORMULA RACING	Ferrari 296 Challenge	278,4
2	99	TRESOR AUDI SPORT ITALIA	Audi R8 LMS	274,1
3	27	SCUDERIA BALDINI	Ferrari 296	274,1
4	19	VSR	Lamborghini Huracán EVO 2	272,0
5	63	VSR	Lamborghini Huracán EVO 2	271,4
6	103	EASY RACE	Ferrari 488 Challenge Evo	270,7
7	12	TRESOR AUDI SPORT ITALIA	Audi R8 LMS	270,7
8	85	IMPERIALE RACING	Lamborghini Huracán EVO 2	270,7
9	16	AKM MOTORSPORT	Mercedes AMG	270,0
10	50	AF CORSE	Ferrari 296	268,7
11	202	HC RACING DIVISION	Lamborghini Huracán ST EVO 2	268,0
12	51	AF CORSE	Ferrari 488	268,0
13	55	NOVA RACE EVENTS	Honda NSX	268,0
14	207	INVICTUS CORSE	Lamborghini Huracán ST EVO 2	266,7
15	272	DL RACING	Lamborghini Huracán ST EVO 2	266,7
16	183	FORMULA RACING	Ferrari 296 Challenge	264,7
17	251	SR&R	Ferrari 488 Challenge Evo	263,4
18	172	DL RACING	Lamborghini Huracán ST EVO 2	262,8
19	54	IMPERIALE RACING	Lamborghini Huracán EVO 2	261,5
20	255	REPARTO CORSE RAM	Ferrari 488 Challenge Evo	259,0
21	122	EBIMOTORS	Porsche 911 Cup 992	258,4
22	8	BMW ITALIA CECCATO RAC	BMW G82 M4	258,4
23	77	NOVA RACE EVENTS	Honda NSX	257,8
24	127	RACEVENT	Porsche 911 Cup 992	257,8
25	32	STAR PERFORMANCE	Lamborghini Huracán EVO 2	257,8
26	7	BMW ITALIA CECCATO RAC	BMW G82 M4	257,1
27	28	NOVA RACE EVENTS	Mercedes AMG	257,1
28	225	ZRS MOTORSPORT	Porsche 911 Cup 992	255,9
29	212	BEST LAP	Ferrari 488 Challenge Evo	255,3
30	292	AMAG FIRST RENNSPORT	Porsche 911 Cup 992	254,7
31	177	SPEED LOVER	Ferrari 488 Challenge Evo	254,1
32	33	STAR PERFORMANCE	Lamborghini Huracán EVO 2	253,5
33	75	COLAVITA LEONARDO	Ferrari 488	251,2
34	217	EF RACING	Porsche 911 Cup 992	250,0
35	117	EF RACING	Porsche 911 R 992	248,8
36	224	ZRS MOTORSPORT	Porsche 911 Cup 992	248,8
37	232	LEMA RACING	Lamborghini Huracán ST EVO 2	237,9
38	66	VSR	Lamborghini Huracán EVO 2	198,5

**SEG. 1**

1	183	FORMULA RACING	9.933
2	182	FORMULA RACING	9.984
3	255	REPARTO CORSE RAM	10.216
4	27	SCUDERIA BALDINI	10.286
5	103	EASY RACE	10.298
6	51	AF CORSE	10.303
7	19	VSR	10.309
8	99	TRESOR AUDI SPORT	10.316
9	85	IMPERIALE RACING	10.331
10	212	BEST LAP	10.346
11	12	TRESOR AUDI SPORT	10.372
12	63	VSR	10.383
13	7	BMW ITALIA CECCATO	10.389
14	8	BMW ITALIA CECCATO	10.391
15	55	NOVA RACE EVENTS	10.395
16	251	SR&R	10.416
17	50	AF CORSE	10.439
18	172	DL RACING	10.447
19	117	EF RACING	10.448
20	292	AMAG FIRST RENNPO	10.448
21	272	DL RACING	10.457
22	217	EF RACING	10.458
23	127	RACEVENT	10.468
24	77	NOVA RACE EVENTS	10.470
25	177	SPEED LOVER	10.475
26	207	INVICTUS CORSE	10.481
27	224	ZRS MOTORSPORT	10.481
28	16	AKM MOTORSPORT	10.484
29	202	HC RACING DIVISION	10.506
30	225	ZRS MOTORSPORT	10.530
31	28	NOVA RACE EVENTS	10.538
32	54	IMPERIALE RACING	10.554
33	32	STAR PERFORMANCE	10.559
34	122	EBIMOTORS	10.573
35	33	STAR PERFORMANCE	10.592
36	75	COLAVITA LEONARDO	10.656
37	232	LEMA RACING	10.700

**SEG. 2**

1	19	VSR	23.747
2	12	TRESOR AUDI SPORT	24.674
3	182	FORMULA RACING	24.739
4	85	IMPERIALE RACING	24.859
5	27	SCUDERIA BALDINI	24.897
6	99	TRESOR AUDI SPORT	24.978
7	255	REPARTO CORSE RAM	25.064
8	16	AKM MOTORSPORT	25.091
9	183	FORMULA RACING	25.182
10	63	VSR	25.192
11	54	IMPERIALE RACING	25.194
12	50	AF CORSE	25.205
13	77	NOVA RACE EVENTS	25.317
14	8	BMW ITALIA CECCATO	25.357
15	51	AF CORSE	25.366
16	55	NOVA RACE EVENTS	25.399
17	103	EASY RACE	25.454
18	7	BMW ITALIA CECCATO	25.531
19	292	AMAG FIRST RENNPO	25.687
20	172	DL RACING	25.712
21	202	HC RACING DIVISION	25.790
22	33	STAR PERFORMANCE	25.803
23	117	EF RACING	25.807
24	75	COLAVITA LEONARDO	25.841
25	272	DL RACING	25.851
26	122	EBIMOTORS	25.912
27	225	ZRS MOTORSPORT	25.930
28	28	NOVA RACE EVENTS	25.944
29	224	ZRS MOTORSPORT	25.972
30	177	SPEED LOVER	25.993
31	251	SR&R	26.070
32	127	RACEVENT	26.165
33	212	BEST LAP	26.183
34	32	STAR PERFORMANCE	26.269
35	217	EF RACING	26.375
36	207	INVICTUS CORSE	26.655
37	66	VSR	27.101
38	232	LEMA RACING	27.272

**SEG. 3**

1	12	TRESOR AUDI SPORT	38.044
2	27	SCUDERIA BALDINI	38.424
3	85	IMPERIALE RACING	38.570
4	99	TRESOR AUDI SPORT	38.986
5	182	FORMULA RACING	39.500
6	19	VSR	39.525
7	54	IMPERIALE RACING	39.525
8	51	AF CORSE	39.527
9	63	VSR	39.594
10	16	AKM MOTORSPORT	39.612
11	55	NOVA RACE EVENTS	39.671
12	50	AF CORSE	39.697
13	77	NOVA RACE EVENTS	39.855
14	7	BMW ITALIA CECCATO	39.899
15	8	BMW ITALIA CECCATO	40.080
16	177	SPEED LOVER	40.202
17	183	FORMULA RACING	40.207
18	103	EASY RACE	40.240
19	75	COLAVITA LEONARDO	40.287
20	202	HC RACING DIVISION	40.304
21	292	AMAG FIRST RENNPO	40.320
22	172	DL RACING	40.336
23	255	REPARTO CORSE RAM	40.341
24	272	DL RACING	40.483
25	28	NOVA RACE EVENTS	40.620
26	224	ZRS MOTORSPORT	40.653
27	33	STAR PERFORMANCE	40.655
28	117	EF RACING	40.757
29	28	NOVA RACE EVENTS	40.955
30	122	EBIMOTORS	40.970
31	66	VSR	41.148
32	32	STAR PERFORMANCE	41.157
33	212	BEST LAP	41.235
34	251	SR&R	41.689
35	217	EF RACING	41.820
36	207	INVICTUS CORSE	42.062
37	232	LEMA RACING	42.132
38	225	ZRS MOTORSPORT	42.482

**SEG. 4**

1	27	SCUDERIA BALDINI	38.202
2	12	TRESOR AUDI SPORT	38.428
3	85	IMPERIALE RACING	38.801
4	99	TRESOR AUDI SPORT	39.160
5	19	VSR	39.458
6	55	NOVA RACE EVENTS	39.492
7	51	AF CORSE	39.504
8	16	AKM MOTORSPORT	39.577
9	77	NOVA RACE EVENTS	39.782
10	50	AF CORSE	39.802
11	182	FORMULA RACING	39.863
12	54	IMPERIALE RACING	40.001
13	63	VSR	40.143
14	7	BMW ITALIA CECCATO	40.203
15	103	EASY RACE	40.325
16	255	REPARTO CORSE RAM	40.502
17	292	AMAG FIRST RENNPO	40.571
18	75	COLAVITA LEONARDO	40.623
19	8	BMW ITALIA CECCATO	40.712
20	202	HC RACING DIVISION	40.817
21	183	FORMULA RACING	40.827
22	177	SPEED LOVER	41.042
23	127	RACEVENT	41.045
24	117	EF RACING	41.070
25	272	DL RACING	41.081
26	224	ZRS MOTORSPORT	41.161
27	172	DL RACING	41.161
28	33	STAR PERFORMANCE	41.201
29	28	NOVA RACE EVENTS	41.250
30	32	STAR PERFORMANCE	41.376
31	217	EF RACING	41.563
32	122	EBIMOTORS	41.565
33	225	ZRS MOTORSPORT	41.682
34	251	SR&R	41.837
35	212	BEST LAP	41.976
36	207	INVICTUS CORSE	42.835
37	232	LEMA RACING	43.435

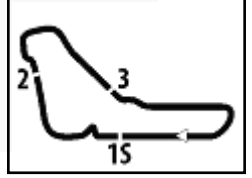
25/10/2024

Powered by FICR PERUGIA TIMING





1.5



# ACI Racing Weekend Monza, 26-27 Ottobre 2024

## Campionato Italiano GT Endurance - Analisi Tempi Prove Libere 1

Autodromo Monza 5.793 m

1 / 6

7 BMW Italia Ceccato Racing (1'56.383)							
Giro	Seg.1	Seg.2	Seg.3	Seg.4	T. Giro	km/h	Local Time
1		30.679	45.601	44.811	C	149,0	
2	10.996	27.090	42.454	41.972	2'02.512	206,5	11:14'24.979
3	10.623	25.982	41.073	40.932	1'58.610	228,3	11:16'23.589
4	11.438	27.576	43.899	41.429	2'04.342	187,5	11:18'27.931
5	10.433	<b>25.531</b>	40.216	<b>40.203</b>	<b>1'56.383</b>	<b>257,1</b>	11:20'24.314
6	<b>10.389</b>	37.236	1'07.352	1'10.874	3'05.851CP	252,9	11:23'30.165
7	4'23.553	26.361	41.167	47.668	6'18.749P	180,3	11:29'48.914
8	2'16.388	25.990	<b>39.899</b>	48.196	4'10.473CP	213,4	11:33'59.387
9	8'37.062	28.650	43.217	49.838	10'38.767P	170,3	11:44'38.154
10	2'16.322	27.073	40.469	46.291	4'10.155P	185,6	11:48'48.309

19 VSR (1'54.687)							
Giro	Seg.1	Seg.2	Seg.3	Seg.4	T. Giro	km/h	Local Time
1		28.500	42.515	51.542		157,7	
2	4'35.966	26.257	40.909	41.337	6'24.469P	210,1	11:09'48.068
3	10.444	25.374	39.855	40.092	1'55.765	269,3	11:11'43.833
4	10.382	25.719	40.342	42.754	1'59.197	260,2	11:13'43.030
5	10.373	25.427	39.713	40.121	1'55.634	263,4	11:15'38.664
6	10.375	25.246	39.608	<b>39.458</b>	<b>1'54.687</b>	268,7	11:17'33.351
7	10.361	25.277	<b>39.525</b>	48.536	2'03.699P	271,4	11:19'37.050
8	8'44.203	27.719	42.047	41.948	10'35.917P	182,1	11:30'12.967
9	10.404	25.710	40.219	42.548	1'58.881	266,0	11:32'11.848
10	10.356	24.374	39.213	50.434	2'04.377CP	<b>272,0</b>	11:34'16.225
11	8'26.187	27.042	42.735	42.079	10'18.043P	172,8	11:44'34.268
12	10.400	25.531	39.987	40.121	1'56.039	241,6	11:46'30.307
13	10.337	25.157	39.982	40.122	1'55.588	257,8	11:48'25.905
14	<b>10.309</b>	<b>23.747</b>	39.751	50.162	2'03.969CP	268,0	11:50'29.874

8 BMW Italia Ceccato Racing (1'58.193)							
Giro	Seg.1	Seg.2	Seg.3	Seg.4	T. Giro	km/h	Local Time
1		33.657	42.900	42.497		123,0	
2	11.018	27.023	42.941	41.074	2'02.056	185,6	11:16'14.961
3	10.568	25.987	40.926	<b>40.712</b>	<b>1'58.193</b>	218,2	11:18'13.154
4	10.628	27.665	45.516	52.312	2'16.121P	213,9	11:20'29.275
5	7'23.384	26.414	41.789	41.053	9'12.640P	197,4	11:29'41.915
6	10.536	26.122	42.868	50.098	2'09.624P	216,9	11:31'51.539
7	10'45.877	28.149	43.608	50.438	12'48.072P	180,6	11:44'39.611
8	2'17.689	28.375	42.378	44.975	4'13.417P	163,4	11:48'53.028
9	<b>10.391</b>	<b>25.357</b>	<b>40.080</b>	50.344	2'06.172P	<b>258,4</b>	11:50'59.200

27 Scuderia Baldini (1'51.809)							
Giro	Seg.1	Seg.2	Seg.3	Seg.4	T. Giro	km/h	Local Time
1		27.715	42.776	48.867		193,2	
2	2'28.879	26.933	41.230	40.908	4'17.950P	190,8	11:06'37.849
3	10.429	25.519	40.197	39.782	1'55.927	246,6	11:08'33.776
4	10.324	25.306	39.826	46.784	2'02.240P	271,4	11:10'36.016
5	1'21.392	26.532	39.931	40.661	3'08.516P	178,8	11:13'44.532
6	10.293	25.299	39.747	39.648	1'54.987	267,3	11:15'39.519
7	10.318	25.898	39.635	40.599	1'56.450	272,7	11:17'35.969
8	10.323	25.243	39.184	39.242	1'53.992	270,7	11:19'29.961
9	10.361	25.235	42.519	1'00.752	2'18.867CP	265,4	11:21'48.828
10	5'35.586	26.202	40.581	41.511	7'23.880P	201,9	11:29'12.708
11	10.336	25.315	40.468	41.496	1'57.615	269,3	11:31'10.323
12	10.330	25.029	38.943	39.536	1'53.838	268,0	11:33'04.161
13	10.438	26.965	52.131	1'23.911	2'53.445CP	223,1	11:35'57.606
14	6'17.278	25.904	39.702	39.673	8'02.557P	209,3	11:44'00.163
15	10.407	24.948	38.773	39.237	1'53.365	269,3	11:45'53.528
16	11.819	26.217	38.867	39.749	1'56.652	250,6	11:47'50.180
17	<b>10.286</b>	<b>24.897</b>	<b>38.424</b>	<b>38.202</b>	<b>1'51.809</b>	<b>274,1</b>	11:49'41.989

12 Tresor Audi Sport Italia (1'51.526)							
Giro	Seg.1	Seg.2	Seg.3	Seg.4	T. Giro	km/h	Local Time
1		27.730	42.617	41.927		200,7	
2	10.580	25.804	40.684	40.195	1'57.263	266,0	11:04'04.037
3	10.445	25.696	39.863	40.352	1'56.356	259,6	11:06'00.393
4	10.449	25.786	39.860	47.023	2'03.118P	270,0	11:08'03.511
5	2'57.174	25.875	39.726	42.470	4'45.245P	210,5	11:12'48.756
6	10.432	25.332	40.027	39.554	1'55.345	268,0	11:14'44.101
7	10.422	25.133	39.122	39.278	1'53.955	269,3	11:16'38.056
8	10.408	25.374	38.986	47.070	2'01.838P	269,3	11:18'39.894
9	8'38.806	27.427	42.532	42.268	10'31.033P	178,5	11:29'10.927
10	10.466	25.592	40.001	40.114	1'56.173	254,1	11:31'07.100
11	10.421	25.143	39.922	39.443	1'54.929	268,7	11:33'02.029
12	<b>10.372</b>	24.986	42.530	55.553	2'13.441CP	<b>270,7</b>	11:35'15.470
13	6'58.529	26.054	40.255	40.487	8'45.325P	201,5	11:44'00.795
14	10.415	25.190	38.758	38.800	1'53.163	265,4	11:45'53.958
15	10.425	24.806	38.319	38.630	1'52.180	267,3	11:47'46.138
16	10.451	24.759	42.600	39.503	1'57.313	268,7	11:49'43.451
17	10.380	<b>24.674</b>	<b>38.044</b>	<b>38.428</b>	<b>1'51.526</b>	<b>270,7</b>	11:51'34.977

28 Nova Race Events (1'58.434)							
Giro	Seg.1	Seg.2	Seg.3	Seg.4	T. Giro	km/h	Local Time
1		35.071	49.977	48.092		155,0	
2	10.967	27.063	44.207	43.098	2'05.335	207,3	11:06'01.844
3	10.717	26.252	41.394	42.090	2'00.453	229,8	11:08'02.297
4	10.678	26.511	41.781	41.844	2'00.814	241,1	11:10'03.111
5	10.686	26.075	41.324	42.136	2'00.221	235,8	11:12'03.332
6	10.713	26.081	41.267	41.851	1'59.912	229,3	11:14'03.244
7	10.683	26.398	41.924	42.395	2'01.400	228,8	11:16'04.644
8	11.070	27.652	41.669	49.409	2'09.800P	195,7	11:18'14.444
9	9'19.535	28.497	42.675	43.354	11'14.061P	181,5	11:29'28.505
10	10.675	26.206	41.454	41.824	2'00.159	254,1	11:31'28.664
11	10.642	25.959	40.745	42.275	1'59.621	<b>257,1</b>	11:33'28.285
12	10.628	28.819	1'02.398	1'44.420	3'26.265CP	<b>257,1</b>	11:36'54.550
13	5'29.675	27.259	41.512	43.438	7'21.884P	192,2	11:44'16.434
14	10.579	25.985	<b>40.620</b>	<b>41.250</b>	<b>1'58.434</b>	246,0	11:46'14.868
15	<b>10.538</b>	<b>25.944</b>	43.335	41.937	2'01.754	250,0	11:48'16.622
16	10.564	26.096	43.355	48.359	2'08.374P	229,3	11:50'24.996

16 AKM Motorsport (1'55.673)							
Giro	Seg.1	Seg.2	Seg.3	Seg.4	T. Giro	km/h	Local Time
1		30.488	43.348	44.713		145,9	
2	10.659	26.239	41.232	42.316	2'00.446	246,6	11:04'40.823
3	10.545	25.991	41.499	40.256	1'58.291	259,0	11:06'39.114
4	10.522	25.775	39.653	40.502	1'56.452C	233,8	11:08'35.566
5	<b>10.484</b>	25.748	40.253	40.285	1'56.770	266,0	11:10'32.336
6	10.550	25.693	40.908	40.298	1'57.449	264,1	11:12'29.785
7	10.518	25.814	40.334	47.789	2'04.455P	263,4	11:14'34.240
8	2'58.044	28.031	40.438	40.669	4'47.182P	182,1	11:19'21.422
9	10.549	25.455	40.539	1'03.667	2'20.210CP	229,3	11:21'41.632
10	5'33.914	26.895	40.562	40.093	7'21.464P	206,1	11:29'03.096
11	10.610	25.586	39.627	39.905	1'55.728	255,9	11:30'58.824
12	10.543	25.272	40.281	<b>39.577</b>	<b>1'55.673</b>	253,5	11:32'54.497
13	10.498	<b>25.091</b>	42.214	56.957	2'14.760CP	266,0	11:35'09.257
14	7'07.647	26.709	43.412	43.225	9'00.993P	206,5	11:44'10.250
15	10.603	25.923	41.032	42.706	2'00.264	253,5	11:46'10.514
16	10.580	26.406	40.731	41.243	1'58.960	231,3	11:48'09.474

32 Star Performance (1'59.862)							
Giro	Seg.1	Seg.2	Seg.3	Seg.4	T. Giro	km/h	Local Time
1		32.930	44.969	45.697		145,2	
2	11.633	28.588	44.115	43.255	2'07.591	197,4	11:05'04.124

25/10/2024 P = Box In/Out - C = Tempo Invalidato


**ACI Racing Weekend Monza, 26-27 Ottobre 2024**
**Campionato Italiano GT Endurance - Analisi Tempi Prove Libere 1**

3	10.835	27.513	43.118	43.658	2'05.124	216,4	11:07'09.248
4	10.943	28.090	44.127	42.570	2'05.730	206,9	11:09'14.978
5	10.960	27.318	42.381	41.798	2'02.457	210,1	11:11'17.435
6	10.709	26.983	41.810	41.965	2'01.467	225,0	11:13'18.902
7	10.621	26.597	<b>41.157</b>	41.487	<b>1'59.862</b>	<b>257,8</b>	11:15'18.764
8	10.660	27.285	40.569	54.550	2'13.064CP	230,8	11:17'31.828
9	2'54.089	43.044	1'06.879	1'05.522	5'49.534CP	183,1	11:23'21.362
10	5'15.597	27.508	42.667	42.102	7'07.874P	209,3	11:30'29.236
11	10.609	26.560	42.398	<b>41.376</b>	2'00.943	252,3	11:32'30.179
12	<b>10.559</b>	<b>26.269</b>	40.969	1'04.976	2'22.773CP	<b>257,8</b>	11:34'52.952

**54 Imperiale Racing (1'55.274)**

Giro	Seg.1	Seg.2	Seg.3	Seg.4	T. Giro	km/h	Local Time
1		29.367	44.809	45.281		152,5	
2	10.805	26.537	41.631	42.306	2'01.279	240,0	11:04'45.115
3	10.674	26.085	40.594	42.973	2'00.326	228,8	11:06'45.441
4	10.703	25.985	40.806	41.647	1'59.141	239,5	11:08'44.582
5	10.654	25.843	40.495	40.868	1'57.860	244,3	11:10'42.442
6	10.601	26.069	40.091	41.478	1'58.239	255,9	11:12'40.681
7	10.614	25.525	39.774	40.420	1'56.333	246,6	11:14'37.014
8	10.663	25.863	40.515	46.868	2'03.909P	234,3	11:16'40.923
9	3'20.842	29.727	55.682	1'36.832	6'23.083CP	115,6	11:23'04.006
10	5'40.266	30.690	44.261	46.655	7'41.872CP	195,7	11:30'45.878
11	11.223	32.400	46.243	46.138	2'16.004	197,4	11:33'01.882
12	11.417	30.000	1'18.155	1'33.891	3'33.463CP	194,2	11:36'35.345
13	6'07.735	27.399	43.026	43.955	8'02.115P	174,5	11:44'37.460
14	10.803	26.208	40.711	41.333	1'59.055C	209,7	11:46'36.515
15	10.608	25.466	40.186	41.950	1'58.210	244,3	11:48'34.725
16	<b>10.554</b>	<b>25.194</b>	<b>39.525</b>	<b>40.001</b>	<b>1'55.274</b>	<b>261,5</b>	11:50'29.999

**33 Star Performance (1'59.700)**

Giro	Seg.1	Seg.2	Seg.3	Seg.4	T. Giro	km/h	Local Time
1		31.195	44.789	45.341		161,7	
2	11.249	27.952	44.893	44.569	2'08.663C	184,3	11:04'42.535
3	10.805	27.343	41.396	43.716	2'03.260C	213,0	11:06'45.795
4	11.417	27.588	43.100	43.260	2'05.365	190,8	11:08'51.160
5	10.646	27.388	40.928	42.538	2'01.500C	237,4	11:10'52.660
6	10.658	26.304	41.389	42.126	2'00.477	252,3	11:12'53.137
7	10.609	26.181	41.440	41.733	1'59.963	251,2	11:14'53.100
8	10.615	26.317	43.147	52.600	2'12.679P	<b>253,5</b>	11:17'05.779
9	3'20.676	41.727	1'06.506	1'05.801	6'14.710CP	190,1	11:23'20.489
10	4'04.730	26.653	42.270	<b>41.201</b>	5'54.854P	198,2	11:29'15.343
11	10.761	26.760	<b>40.655</b>	41.524	<b>1'59.700</b>	215,6	11:31'15.043

**55 Nova Race Events (1'55.060)**

Giro	Seg.1	Seg.2	Seg.3	Seg.4	T. Giro	km/h	Local Time
1		31.109	43.553	42.537		146,7	
2	10.540	26.140	41.126	40.663	1'58.469	247,7	11:05'28.885
3	10.497	25.736	40.775	40.141	1'57.149	255,3	11:07'26.034
4	10.445	25.813	41.582	39.916	1'57.756	253,5	11:09'23.790
5	10.452	<b>25.399</b>	40.547	39.906	1'56.304	<b>268,0</b>	11:11'20.094
6	10.613	37.821	55.499	1'08.304	2'52.237P	236,3	11:14'12.331
7	13'34.492	28.100	42.713	41.390	15'26.695P	182,7	11:29'39.026
8	10.552	26.261	40.263	42.302	1'59.378	225,9	11:31'38.404
9	10.484	25.923	40.360	42.173	1'58.940C	234,8	11:33'37.344
10	11.000	27.924	59.206	1'44.191	3'22.321CP	220,0	11:36'59.665
11	5'41.472	28.081	41.675	43.129	7'34.357P	186,5	11:44'34.022
12	<b>10.395</b>	25.640	39.852	40.815	1'56.702	242,2	11:46'30.724
13	10.481	25.557	40.153	40.929	1'57.120	243,2	11:48'27.844
14	10.404	25.493	<b>39.671</b>	<b>39.492</b>	<b>1'55.060</b>	249,4	11:50'22.904

**63 VSR (1'55.763)**

Giro	Seg.1	Seg.2	Seg.3	Seg.4	T. Giro	km/h	Local Time
1		27.638	42.745	42.800		198,2	
2	10.399	25.686	40.684	40.912	1'57.681	268,0	11:11'46.879
3	10.394	25.684	41.220	49.876	2'07.174P	266,0	11:13'54.053
4	2'08.693	26.731	41.770	43.257	4'00.451P	206,9	11:17'54.504
5	10.448	25.821	39.901	40.558	1'56.728	248,8	11:19'51.232
6	10.417	25.621	56.782	1'34.587	3'07.407CP	244,9	11:22'58.639
7	4'49.892	26.256	41.067	40.489	6'37.704P	210,5	11:29'36.343
8	10.462	25.799	39.920	40.560	1'56.741	248,3	11:31'33.084
9	<b>10.383</b>	25.643	<b>39.594</b>	<b>40.143</b>	<b>1'55.763</b>	263,4	11:33'28.847
10	10.335	25.519	1'03.992	1'43.300	3'23.146CP	<b>271,4</b>	11:36'51.993
11	5'28.706	27.016	42.338	42.138	7'20.198P	201,9	11:44'12.191
12	10.499	25.726	40.447	41.050	1'57.722	232,8	11:46'09.913
13	10.528	26.110	40.633	40.282	1'57.553	222,7	11:48'07.466
14	10.414	<b>25.192</b>	39.499	39.643	1'54.748C	252,9	11:50'02.214

**66 VSR**

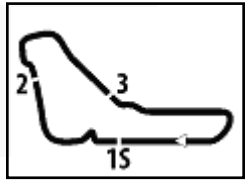
Giro	Seg.1	Seg.2	Seg.3	Seg.4	T. Giro	km/h	Local Time
1		29.442	44.629	52.538		196,4	
2	22'02.334	<b>27.101</b>	43.772	53.180	24'06.387P	197,4	11:29'55.346
3	16'55.436	30.513	44.957	48.182	18'59.088P	181,5	11:48'54.434
4	52.209	27.626	<b>41.148</b>	48.261	2'49.244P	<b>198,5</b>	11:51'43.678

**50 AF Corse (1'55.609)**

Giro	Seg.1	Seg.2	Seg.3	Seg.4	T. Giro	km/h	Local Time
1		29.692	42.567	45.959		122,3	
2	10.990	26.968	41.562	41.159	2'00.679	203,0	11:04'27.937
3	10.499	25.963	43.662	41.373	2'01.497	267,3	11:06'29.434
4	10.450	25.855	40.169	41.006	1'57.480	<b>268,7</b>	11:08'26.914
5	10.478	25.543	40.324	40.173	1'56.518	263,4	11:10'23.432
6	10.720	26.076	39.887	46.608	2'03.291P	210,9	11:12'26.723
7	3'09.963	26.250	40.181	<b>39.802</b>	4'56.196P	207,7	11:17'22.919
8	10.489	25.612	39.759	40.068	1'55.928	254,1	11:19'18.847
9	10.521	25.464	40.048	56.405	2'12.438CP	265,4	11:21'31.285
10	5'54.499	27.236	42.388	42.470	7'46.593P	194,9	11:29'17.878
11	10.567	25.997	40.937	41.213	1'58.714	254,1	11:31'16.592
12	<b>10.439</b>	25.540	40.319	40.935	1'57.233	248,3	11:33'13.825
13	10.464	26.833	1'12.998	1'36.568	3'26.863CP	266,0	11:36'40.688
14	6'09.964	27.781	42.464	42.103	8'02.312P	173,6	11:44'43.000
15	10.554	25.814	42.234	42.568	2'01.170	234,3	11:46'44.170
16	10.650	26.219	40.094	40.347	1'57.310	218,6	11:48'41.480
17	10.443	<b>25.205</b>	<b>39.697</b>	40.264	<b>1'55.609</b>	251,7	11:50'37.089

**51 AF Corse (1'54.898)**

Giro	Seg.1	Seg.2	Seg.3	Seg.4	T. Giro	km/h	Local Time
1		32.466	48.098	55.300		156,7	
2	2'08.360	29.641	42.676	43.308	4'03.985P	177,9	11:06'59.140
3	10.766	26.992	41.701	41.772	2'01.231	197,4	11:09'00.371
4	10.503	25.982	40.375	41.998	1'58.858	229,3	11:10'59.229
5	14.619	31.466	47.385	42.671	2'16.141	157,9	11:13'15.370
6	10.474	25.840	40.409	41.442	1'58.165C	233,3	11:15'13.535
7	10.344	25.592	39.772	39.860	1'55.568	<b>268,0</b>	11:17'09.103
8	10.364	25.503	<b>39.527</b>	<b>39.504</b>	<b>1'54.898</b>	255,9	11:19'04.001
9	<b>10.303</b>	<b>25.366</b>	40.140	52.462	2'08.271CP	266,7	11:21'12.272
10	7'05.248	29.284	43.933	43.879	9'02.344P	175,3	11:30'14.616
11	10.569	26.572	42.147	43.015	2'02.303	219,5	11:32'16.919
12	10.519	26.168	41.000	59.554	2'17.241CP	227,8	11:34'34.160
13	7'44.488	28.419	42.276	43.313	9'38.496P	186,5	11:44'12.656
14	10.769	26.381	41.345	41.939	2'00.434	213,0	11:46'13.090
15	10.514	26.043	41.993	41.949	2'00.499	225,0	11:48'13.589
16	10.381	27.090	43.148	40.733	2'01.352	252,3	11:50'14.941



## ACI Racing Weekend Monza, 26-27 Ottobre 2024

### Campionato Italiano GT Endurance - Analisi Tempi Prove Libere 1

Autodromo Monza 5.793 m

3 / 6

**75 Colavita Leonardo (1'58.256)**

Giro	Seg.1	Seg.2	Seg.3	Seg.4	T. Giro	km/h	Local Time
1		41.948	55.683	52.646		130,1	
2	13.070	31.106	46.022	44.603	2'14.801	184,9	11:06'13.123
3	11.864	30.194	43.119	44.327	2'09.504	164,9	11:08'22.627
4	10.874	26.500	41.422	41.171	1'59.967	219,1	11:10'22.594
5	10.978	29.479	42.656	51.494	2'14.607P	210,9	11:12'37.201
6	3'22.723	29.055	40.786	<b>40.623</b>	5'13.187P	155,8	11:17'50.388
7	10.671	26.757	41.393	42.459	2'01.280	232,8	11:19'51.668
8	10.692	26.628	56.349	1'35.516	3'09.185CP	228,8	11:23'00.853
9	4'37.773	28.253	41.930	42.653	6'30.609P	182,7	11:29'31.462
10	10.736	26.448	41.346	41.351	1'59.881	227,4	11:31'31.343
11	10.663	25.976	<b>40.287</b>	41.330	<b>1'58.256</b>	<b>251,2</b>	11:33'29.599
12	10.697	30.373	1'00.956	1'44.745	3'26.771CP	227,4	11:36'56.370
13	5'42.837	28.806	44.562	45.862	7'42.067P	175,9	11:44'38.437
14	11.039	26.749	41.459	43.289	2'02.536	200,0	11:46'40.973
15	10.915	26.068	40.692	41.114	1'58.789	219,5	11:48'39.762
16	<b>10.656</b>	<b>25.841</b>	41.850	41.275	1'59.622	240,0	11:50'39.384

6	10.431	25.410	39.758	39.535	1'55.134	270,0	11:14'17.099
7	10.345	25.553	40.162	39.704	1'55.764	263,4	11:16'12.863
8	<b>10.316</b>	25.741	39.455	40.390	1'55.902C	<b>274,1</b>	11:18'08.765
9	10.354	25.545	39.446	<b>39.160</b>	<b>1'54.505</b>	270,0	11:20'03.270
10	10.388	25.313	53.161	1'40.269	3'09.131CP	271,4	11:23'12.401
11	4'04.933	27.704	40.940	40.651	5'54.228P	193,9	11:29'06.629
12	10.471	25.492	39.564	39.985	1'55.512	264,1	11:31'02.141
13	10.423	25.314	39.337	40.800	1'55.874	266,7	11:32'58.015
14	10.367	25.379	42.655	55.569	2'13.970CP	268,0	11:35'11.985
15	7'16.982	27.771	41.209	40.753	9'06.715P	172,5	11:44'18.700
16	10.441	25.347	39.991	44.487	2'00.266	230,8	11:46'18.966
17	10.355	<b>24.978</b>	<b>38.986</b>	41.284	1'55.603	259,0	11:48'14.569
18	10.401	25.770	39.063	40.979	1'56.213	228,3	11:50'10.782

**103 Easy Race (1'56.581)**

Giro	Seg.1	Seg.2	Seg.3	Seg.4	T. Giro	km/h	Local Time
1		32.450	47.320	46.818		156,7	
2	11.903	29.492	45.064	51.654	2'18.113P	210,1	11:05'31.063
3	2'07.638	28.748	42.084	41.329	3'59.799P	195,3	11:09'30.862
4	10.361	25.886	40.442	40.450	1'57.139	253,5	11:11'28.001
5	10.519	26.456	40.612	41.915	1'59.502	224,5	11:13'27.503
6	<b>10.298</b>	26.248	40.934	40.544	1'58.024	268,7	11:15'25.527
7	10.311	25.502	40.596	<b>40.325</b>	1'56.734	251,7	11:17'22.261
8	10.330	<b>25.454</b>	<b>40.240</b>	40.557	<b>1'56.581</b>	254,1	11:19'18.842
9	11.101	26.220	46.723	1'03.838	2'27.882CP	204,2	11:13'27.503
10	6'21.879	27.653	42.549	42.007	8'14.088P	201,9	11:30'00.812
11	10.339	26.770	41.591	42.030	2'00.730	<b>270,7</b>	11:32'01.542
12	10.384	26.050	41.392	54.037	2'11.863CP	234,8	11:34'13.405
13	9'03.999	30.234	43.091	43.677	11'01.001P	160,0	11:45'14.406
14	10.471	26.816	42.211	42.798	2'02.296	238,4	11:47'16.702
15	10.347	26.401	41.254	1'19.292	2'37.294P	268,0	11:49'53.996

**117 EF Racing (1'58.660)**

Giro	Seg.1	Seg.2	Seg.3	Seg.4	T. Giro	km/h	Local Time
1		31.329	46.000	56.077		159,3	
2	33.111	31.299	43.994	42.000	2'30.404P	146,9	11:05'27.306
3	10.557	26.399	43.329	41.460	2'01.745	240,5	11:07'29.051
4	10.547	26.572	42.451	43.233	2'02.803	230,3	11:09'31.854
5	<b>10.448</b>	26.051	40.949	41.579	1'59.027	246,6	11:11'30.881
6	10.471	26.012	42.538	41.783	2'00.804	247,1	11:13'31.685
7	10.481	26.059	41.111	<b>41.070</b>	1'58.721	<b>248,8</b>	11:15'30.406
8	10.508	25.997	<b>40.757</b>	50.061	2'07.323P	239,5	11:17'37.729
9	2'21.557	34.157	55.346	1'39.971	5'31.031CP	158,1	11:23'08.760
10	4'07.962	28.785	42.888	45.470	6'05.105P	201,5	11:29'13.865
11	10.891	26.708	41.637	43.136	2'02.372	198,2	11:31'16.237
12	10.686	26.963	41.309	45.252	2'04.210	207,7	11:33'20.447
13	10.546	26.329	1'07.619	1'41.284	3'25.778CP	229,8	11:36'46.225
14	5'54.397	28.598	43.778	44.265	7'51.038P	171,7	11:44'37.263
15	10.706	26.029	42.537	41.968	2'01.240	213,0	11:46'38.503
16	10.497	<b>25.807</b>	40.816	41.540	<b>1'58.660</b>	222,2	11:48'37.163
17	10.510	25.875	41.159	42.305	1'59.849	219,1	11:50'37.012

**122 Ebimotors (1'59.038)**

Giro	Seg.1	Seg.2	Seg.3	Seg.4	T. Giro	km/h	Local Time
1		30.518	43.093	43.242		135,3	
2	10.734	27.288	42.537	42.424	2'02.983	213,4	11:04'49.175
3	10.643	26.528	42.123	42.193	2'01.487	237,4	11:06'50.662
4	<b>10.573</b>	26.455	41.877	42.203	2'01.108	<b>258,4</b>	11:08'51.770
5	10.596	27.395	42.000	<b>41.565</b>	2'01.556	228,8	11:10'53.326
6	10.582	26.326	41.583	48.430	2'06.921P	236,8	11:13'00.247
7	3'36.107	30.003	45.120	49.163	5'40.393P	172,2	11:18'40.640
8	11.147	27.512	42.605	45.243	2'06.507C	203,8	11:20'47.147
9	14.561	30.668	51.767	1'10.919	2'47.915CP	160,0	11:23'35.062

**77 Nova Race Events (1'55.424)**

Giro	Seg.1	Seg.2	Seg.3	Seg.4	T. Giro	km/h	Local Time
1		31.241	48.213	44.928		126,0	
2	13.218	28.483	43.317	43.036	2'08.054	213,9	11:05'37.283
3	10.534	25.592	41.527	42.092	1'59.745	<b>257,8</b>	11:07'37.028
4	10.496	25.639	41.078	41.994	1'59.207	255,3	11:09'36.235
5	10.610	25.997	41.115	41.926	1'59.648	233,8	11:11'35.883
6	10.535	25.806	41.457	41.823	1'59.621	247,7	11:13'35.504
7	10.513	26.110	40.927	48.837	2'06.387P	240,5	11:15'41.891
8	2'33.623	26.984	42.056	41.426	4'24.089P	152,3	11:20'05.980
9	10.499	25.896	51.365	1'41.983	3'09.743CP	254,1	11:23'15.723
10	5'16.398	27.240	41.870	41.590	7'07.098P	200,4	11:30'22.821
11	10.530	25.734	40.881	41.174	1'58.319	251,2	11:32'21.140
12	10.483	27.286	40.588	58.924	2'17.281CP	253,5	11:34'38.421
13	8'39.844	27.728	40.820	41.846	10'30.238P	160,0	11:45'08.659
14	10.546	25.725	39.985	40.412	1'56.668	242,7	11:47'05.327
15	10.536	25.446	39.947	40.039	1'55.968	247,7	11:49'01.295
16	<b>10.470</b>	<b>25.317</b>	<b>39.855</b>	<b>39.782</b>	<b>1'55.424</b>	251,2	11:50'56.719

**85 Imperiale Racing (1'52.607)**

Giro	Seg.1	Seg.2	Seg.3	Seg.4	T. Giro	km/h	Local Time
1		30.997	42.261	42.509		144,2	
2	10.689	26.563	41.364	41.872	2'00.488	215,6	11:04'36.635
3	10.502	26.327	40.738	41.115	1'58.682	238,9	11:06'35.317
4	10.441	25.682	40.148	40.268	1'56.539	255,9	11:08'31.856
5	10.408	25.357	39.891	40.498	1'56.154	258,4	11:10'28.010
6	10.425	26.027	40.351	40.158	1'56.961	250,6	11:12'24.971
7	10.410	25.684	40.171	48.794	2'05.059P	247,7	11:14'30.030
8	4'56.334	27.477	42.491	58.259	7'04.561CP	207,3	11:21'34.591
9	6'21.611	27.275	41.272	49.767	8'19.925P	205,3	11:29'54.516
10	10.510	25.157	39.831	40.781	1'56.279	268,0	11:31'50.795
11	10.415	25.026	39.745	48.381	2'03.567CP	270,0	11:33'54.362
12	9'03.438	27.984	49.117	41.169	11'01.708P	119,6	11:44'56.070
13	10.409	26.833	39.366	39.396	1'56.004C	270,0	11:46'52.074
14	<b>10.331</b>	24.993	50.458	49.055	2'14.837	<b>270,7</b>	11:49'06.911
15	10.377	<b>24.859</b>	<b>38.570</b>	<b>38.801</b>	<b>1'52.607</b>	268,0	11:50'59.518

**99 Tresor Audi Sport Italia (1'54.505)**

Giro	Seg.1	Seg.2	Seg.3	Seg.4	T. Giro	km/h	Local Time
1		29.687	43.533	51.744		125,6	
2	2'05.652	25.849	40.527	40.842	3'52.870P	209,7	11:06'27.660
3	10.485	25.944	40.338	44.540	2'01.307	268,0	11:08'28.967
4	10.353	25.401	40.329	40.274	1'56.357	262,8	11:10'25.324
5	10.414	25.482	40.581	40.164	1'56.641	254,1	11:12'21.965

25/10/2024

P = Box In/Out - C = Tempo Invaldato




**ACI Racing Weekend Monza, 26-27 Ottobre 2024**
**Campionato Italiano GT Endurance - Analisi Tempi Prove Libere 1**

10	4'10.168	29.154	48.722	44.676	6'12.720P	162,7	11:29'47.782
11	10.736	26.992	42.467	43.993	2'04.188	237,4	11:31'51.970
12	10.618	26.502	42.013	54.380	2'13.513CP	255,9	11:34'05.483
13	8'25.215	29.201	47.898	45.776	10'28.090P	163,4	11:44'33.573
14	10.883	28.099	44.112	44.291	2'07.385	208,1	11:46'40.958
15	11.471	28.391	44.197	42.539	2'06.598	193,9	11:48'47.556
16	10.583	<b>25.912</b>	<b>40.970</b>	41.573	<b>1'59.038</b>	243,8	11:50'46.594

6	10.068	25.967	41.092	40.935	1'58.062	245,5	11:12'33.885
7	9.988	27.131	41.878	53.216	2'12.213CP	<b>278,4</b>	11:14'46.098
8	2'17.102	26.249	40.117	41.446	4'04.914P	203,0	11:18'51.012
9	10.173	25.315	40.286	51.148	2'06.922CP	251,2	11:20'57.934
10	6'36.887	26.975	40.842	43.899	8'28.603P	172,2	11:29'26.537
11	10.020	<b>24.739</b>	<b>39.500</b>	<b>39.863</b>	<b>1'54.122</b>	253,5	11:31'20.659
12	10.020	25.928	41.456	51.533	2'08.937P	243,8	11:33'29.596
13	8'52.823	27.093	41.558	44.003	10'45.477P	181,2	11:44'15.073
14	10.067	25.639	41.240	42.926	1'59.872	233,8	11:46'14.945
15	<b>9.984</b>	25.206	41.958	41.981	1'59.129	251,2	11:48'14.074
16	10.276	27.052	40.814	40.091	1'58.233	222,2	11:50'12.307

Giro	Seg.1	Seg.2	Seg.3	Seg.4	T. Giro	km/h	Local Time
1		29.118	44.344	44.074		181,5	
2	10.714	27.279	42.418	42.175	2'02.586	233,8	11:05'58.197
3	10.592	<b>26.165</b>	41.516	41.954	2'00.227	252,9	11:07'58.424
4	10.551	26.350	41.066	41.494	1'59.461	<b>257,8</b>	11:09'57.885
5	10.574	27.395	41.354	49.530	2'08.853P	244,9	11:12'06.738
6	1'59.983	28.093	41.110	41.249	3'50.435P	174,8	11:15'57.173
7	10.537	26.176	41.130	<b>41.045</b>	<b>1'58.888</b>	247,7	11:17'56.061
8	<b>10.468</b>	26.337	<b>40.955</b>	47.949	2'05.709P	254,1	11:20'01.770
9	7'30.362	30.181	45.176	44.379	9'30.098P	154,1	11:29'31.868
10	10.666	27.376	42.601	43.351	2'03.994	230,3	11:31'35.862
11	10.771	27.722	42.401	44.409	2'05.303C	208,5	11:33'41.165
12	14.294	31.867	53.608	1'49.501	3'29.270CP	145,7	11:37'10.435
13	5'56.534	31.415	46.131	46.391	8'00.471P	140,6	11:45'10.906
14	10.844	28.568	43.688	45.261	2'08.341	205,3	11:47'19.247
15	10.667	26.840	42.688	44.719	2'04.914	227,8	11:49'24.161
16	10.593	26.527	41.975	44.115	2'03.210	254,1	11:51'27.371

Giro	Seg.1	Seg.2	Seg.3	Seg.4	T. Giro	km/h	Local Time
1		29.078	44.857	42.194		159,1	
2	10.669	26.212	41.185	41.791	1'59.857	220,0	11:04'33.971
3	10.084	25.691	40.744	40.973	1'57.492	240,0	11:06'31.463
4	9.992	25.462	<b>40.207</b>	<b>40.827</b>	<b>1'56.488</b>	244,9	11:08'27.951
5	10.085	25.834	41.632	49.112	2'06.663P	235,3	11:10'34.614
6	3'40.308	29.693	43.169	43.655	5'36.825P	104,0	11:16'11.439
7	10.071	28.499	43.150	43.461	2'05.181	254,1	11:18'16.620
8	10.113	26.142	43.190	43.021	2'02.466	243,2	11:20'19.086
9	10.277	40.451	1'07.223	1'10.899	3'08.850CP	225,9	11:23'27.936
10	4'52.992	27.973	43.634	43.036	6'47.635P	188,8	11:30'15.571
11	10.503	28.022	41.660	42.582	2'02.767	209,3	11:32'18.338
12	10.133	26.739	40.971	1'00.857	2'18.700CP	227,8	11:34'37.038
13	7'55.577	27.521	44.688	41.796	9'49.582P	188,8	11:44'26.620
14	10.028	25.426	40.946	42.092	1'58.492	250,0	11:46'25.112
15	10.548	26.131	40.965	41.129	1'58.773	189,5	11:48'23.885
16	<b>9.933</b>	<b>25.182</b>	41.198	41.735	1'58.048	<b>264,7</b>	11:50'21.933

Giro	Seg.1	Seg.2	Seg.3	Seg.4	T. Giro	km/h	Local Time
1		32.571	44.075	42.848		113,0	
2	10.631	26.356	41.568	41.486	2'00.041	237,9	11:06'54.446
3	<b>10.447</b>	<b>25.712</b>	40.999	41.274	1'58.432	257,1	11:08'52.878
4	10.528	26.497	42.223	48.092	2'07.340P	242,7	11:11'00.218
5	2'51.220	30.827	42.878	44.244	4'49.169P	196,0	11:15'49.387
6	10.610	26.872	41.209	41.880	2'00.571	241,1	11:17'49.958
7	10.488	26.348	<b>40.336</b>	41.200	<b>1'58.372</b>	251,2	11:19'48.330
8	10.492	25.935	44.396	58.403	2'19.226CP	<b>262,8</b>	11:22'07.556
9	5'36.231	29.191	45.681	55.062	7'46.165P	161,4	11:29'53.721
10	52.193	28.145	42.800	44.248	2'47.386P	203,4	11:32'41.107
11	10.573	26.699	43.594	59.592	2'20.458CP	257,8	11:35'01.565
12	7'25.167	29.152	43.479	43.508	9'21.306P	182,7	11:44'22.871
13	10.620	26.886	41.739	42.303	2'01.548	241,6	11:46'24.419
14	10.959	28.185	41.307	45.503	2'05.954	191,2	11:48'30.373
15	10.552	26.107	41.070	<b>41.161</b>	1'58.890	251,2	11:50'29.263

Giro	Seg.1	Seg.2	Seg.3	Seg.4	T. Giro	km/h	Local Time
1		31.025	44.348	52.207		149,0	
2	2'10.493	27.550	42.230	43.442	4'03.715P	183,4	11:07'10.351
3	10.715	27.436	42.826	42.657	2'03.634	220,9	11:09'13.985
4	10.687	26.545	41.550	42.168	2'00.950	222,7	11:11'14.935
5	10.566	26.100	41.152	42.059	1'59.877	255,9	11:13'14.812
6	10.545	26.214	41.672	42.387	2'00.818	<b>268,0</b>	11:15'15.630
7	<b>10.506</b>	26.158	41.070	41.718	1'59.452	266,0	11:17'15.082
8	10.513	26.378	41.414	47.542	2'05.847P	257,8	11:19'20.929
9	8'06.398	28.234	43.103	43.844	10'01.579P	179,4	11:29'22.508
10	10.690	26.401	41.538	42.000	2'00.629	231,3	11:31'23.137
11	10.596	26.182	40.954	42.460	2'00.192	236,8	11:33'23.329
12	10.637	27.567	1'06.054	1'42.154	3'26.412CP	226,9	11:36'49.741
13	5'27.872	26.511	42.016	42.403	7'18.802P	201,5	11:44'08.543
14	10.708	26.064	41.046	42.926	2'00.744	234,8	11:46'09.287
15	10.688	26.209	40.823	42.621	2'00.341	222,2	11:48'09.628
16	10.614	<b>25.790</b>	<b>40.304</b>	<b>40.817</b>	<b>1'57.525</b>	236,3	11:50'07.153

Giro	Seg.1	Seg.2	Seg.3	Seg.4	T. Giro	km/h	Local Time
1		29.949	42.557	42.770		202,6	
2	10.556	26.115	42.108	42.733	2'01.512	<b>254,1</b>	11:31'11.691
3	10.492	26.370	40.823	41.853	1'59.538	240,0	11:33'11.229
4	<b>10.475</b>	28.376	1'12.360	1'36.127	3'27.338CP	251,7	11:36'38.567
5	6'08.421	28.095	42.359	41.781	8'00.656P	170,1	11:44'39.223
6	10.809	26.649	41.331	43.110	2'01.899	201,9	11:46'41.122
7	10.715	26.493	40.521	43.605	2'01.334	201,5	11:48'42.456
8	10.489	<b>25.993</b>	<b>40.202</b>	<b>41.042</b>	<b>1'57.726</b>	237,9	11:50'40.182

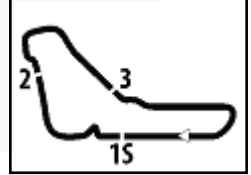
Giro	Seg.1	Seg.2	Seg.3	Seg.4	T. Giro	km/h	Local Time
1		39.299	50.643	58.536		96,7	
2	4'05.162	32.237	49.281	47.907	6'14.587P	147,1	11:12'43.941
3	10.709	28.136	43.831	44.820	2'07.496	241,1	11:14'51.437
4	10.590	27.209	43.169	43.378	2'04.346	234,3	11:16'55.783
5	10.553	<b>26.655</b>	42.086	43.455	<b>2'02.749</b>	242,7	11:18'58.532
6	<b>10.481</b>	27.843	42.300	56.515	2'17.139CP	<b>266,7</b>	11:21'15.671
7	7'32.736	32.170	52.420	49.315	9'46.641CP	167,4	11:31'02.312
8	11.483	28.689	51.553	1'08.945	2'40.670CP	200,0	11:33'42.982
9	10'28.831	29.867	43.619	45.399	12'27.716P	172,5	11:46'10.698
10	11.053	27.572	42.184	44.735	2'05.544	205,7	11:48'16.242
11	10.752	28.873	<b>42.062</b>	<b>42.835</b>	2'04.522	204,9	11:50'20.764

Giro	Seg.1	Seg.2	Seg.3	Seg.4	T. Giro	km/h	Local Time
1		31.449	44.734	42.754		155,6	
2	10.575	28.158	41.209	42.519	2'02.461	208,9	11:04'38.130
3	10.199	26.640	41.040	42.183	2'00.062	234,3	11:06'38.192
4	10.732	26.210	41.303	41.596	1'59.841	245,5	11:08'38.033
5	10.155	26.226	40.290	41.119	1'57.790	262,1	11:10'35.823

25/10/2024 P = Box In/Out - C = Tempo Invalidato







# ACI Racing Weekend Monza, 26-27 Ottobre 2024

## Campionato Italiano GT Endurance - Analisi Tempi Prove Libere 1

Autodromo Monza 5.793 m

**5 / 6**
**212 Best Lap (2'00.806)**

Giro	Seg.1	Seg.2	Seg.3	Seg.4	T. Giro	km/h	Local Time
1		31.516	45.143	45.575		146,3	
2	10.473	26.495	42.511	43.352	2'02.831	236,3	11:04'59.891
3	10.475	26.233	41.908	42.612	2'01.228	232,3	11:07'01.119
4	10.493	26.625	42.299	43.771	2'03.188	222,2	11:09'04.307
5	10.508	26.252	42.140	42.191	2'01.091	233,8	11:11'05.398
6	10.615	27.121	41.915	42.141	2'01.792	212,6	11:13'07.190
7	10.400	<b>26.183</b>	41.607	49.409	2'07.599P	<b>255,3</b>	11:15'14.789
8	3'30.082	28.408	42.072	43.086	5'23.648CP	194,6	11:20'38.437
9	13.344	31.330	59.676	1'10.435	2'54.785CP	152,3	11:23'33.222
10	4'09.009	28.136	42.079	42.831	6'02.055P	168,2	11:29'35.277
11	<b>10.346</b>	27.021	41.713	<b>41.976</b>	2'01.056	251,7	11:31'36.333
12	10.496	26.545	<b>41.235</b>	44.072	2'02.348C	215,6	11:33'38.681
13	13.245	30.316	55.005	1'45.775	3'24.341CP	173,4	11:37'03.022
14	5'46.004	28.448	43.264	44.567	7'42.283P	164,6	11:44'45.305
15	10.664	26.675	41.386	42.081	<b>2'00.806</b>	220,9	11:46'46.111
16	10.790	26.287	43.440	42.400	2'02.917	213,9	11:48'49.028
17	10.474	27.424	41.311	42.246	2'01.455	227,8	11:50'50.483

**217 EF Racing (2'00.216)**

Giro	Seg.1	Seg.2	Seg.3	Seg.4	T. Giro	km/h	Local Time
1		30.566	46.750	56.265		173,4	
2	6'09.918	31.110	44.961	45.816	8'11.805P	184,9	11:11'26.888
3	10.776	32.011	45.236	44.344	2'12.367C	243,8	11:13'39.255
4	10.841	27.437	43.901	44.180	2'06.359	220,9	11:15'45.614
5	10.671	27.001	42.759	43.530	2'03.961	234,8	11:17'49.575
6	10.682	27.709	43.264	43.809	2'05.464	231,8	11:19'55.039
7	10.851	27.926	56.025	1'41.135	3'15.937CP	209,7	11:23'10.976
8	4'47.751	28.856	43.656	43.659	6'43.922P	184,3	11:29'54.898
9	10.853	27.032	42.470	42.958	2'03.313	222,7	11:31'58.211
10	10.583	26.984	41.871	51.986	2'11.424CP	<b>250,0</b>	11:34'09.635
11	8'36.604	28.443	44.171	42.843	10'32.061P	172,8	11:44'41.696
12	10.625	26.572	45.846	43.078	2'06.121	224,1	11:46'47.817
13	10.585	26.559	42.411	42.062	2'01.617	224,5	11:48'49.434
14	<b>10.458</b>	<b>26.375</b>	<b>41.820</b>	<b>41.563</b>	<b>2'00.216</b>	240,0	11:50'49.650

**224 ZRS Motorsport (1'58.270)**

Giro	Seg.1	Seg.2	Seg.3	Seg.4	T. Giro	km/h	Local Time
1		31.963	48.682	45.796		191,8	
2	11.010	29.098	44.206	45.529	2'09.843	198,2	11:04'35.609
3	10.711	29.943	44.802	44.236	2'09.692C	227,8	11:06'45.301
4	11.170	27.988	42.895	43.400	2'05.453	201,5	11:08'50.754
5	10.741	28.317	44.065	43.436	2'06.559	220,4	11:10'57.313
6	10.657	26.976	42.662	43.391	2'03.686	240,5	11:13'00.999
7	10.835	27.251	42.931	43.428	2'04.445	215,6	11:15'05.444
8	10.809	26.939	42.926	42.942	2'03.616	219,1	11:17'09.060
9	10.844	27.013	42.680	43.366	2'03.903	216,4	11:19'12.963
10	10.714	26.599	4'29.865	58.764	6'05.942CP	232,8	11:25'18.905
11	6'24.322	29.086	42.143	43.986	8'19.537CP	162,7	11:33'38.442
12	15.334	30.303	55.615	1'46.911	3'28.163CP	137,9	11:37'06.605
13	5'27.865	27.494	45.863	42.263	7'23.485P	191,5	11:44'30.090
14	10.574	26.182	40.890	<b>41.161</b>	1'58.807	243,8	11:46'28.897
15	10.554	26.265	41.510	41.553	1'59.882	233,8	11:48'28.779
16	<b>10.481</b>	<b>25.972</b>	<b>40.653</b>	41.164	<b>1'58.270</b>	<b>248,8</b>	11:50'27.049

**225 ZRS Motorsport (2'00.923)**

Giro	Seg.1	Seg.2	Seg.3	Seg.4	T. Giro	km/h	Local Time
1		36.312	50.871	49.491		130,0	
2	11.380	31.045	46.351	46.728	2'15.504	205,3	11:04'59.725
3	10.856	29.193	44.044	45.222	2'09.315	230,3	11:07'09.040
4	10.923	28.099	45.824	44.621	2'09.467	211,4	11:09'18.507

5	10.731	27.704	44.391	44.829	2'07.655	248,8	11:11'26.162
6	10.696	29.789	44.095	44.055	2'08.635	<b>255,9</b>	11:13'34.797
7	10.700	28.027	42.984	43.943	2'05.654	238,9	11:15'40.451
8	10.672	28.118	42.749	54.438	2'15.977P	252,9	11:17'56.428
9	2'24.027	35.789	1'00.301	1'20.923	5'21.040CP	153,4	11:23'17.468
10	4'45.837	31.515	46.405	45.539	6'49.296P	143,4	11:30'06.764
11	10.822	28.276	44.618	44.379	2'08.095	237,4	11:32'14.859
12	10.740	31.675	45.045	1'05.845	2'33.305CP	<b>255,9</b>	11:34'48.164
13	7'47.469	29.487	45.555	46.046	9'48.557P	174,5	11:44'36.721
14	10.646	26.113	<b>42.482</b>	<b>41.682</b>	<b>2'00.923</b>	238,9	11:46'37.644
15	<b>10.530</b>	<b>25.930</b>	41.201	41.175	1'58.836C	248,8	11:48'36.480
16	10.567	25.963	44.049	41.517	2'02.096C	241,6	11:50'38.576

**232 LEMA Racing (2'04.030)**

Giro	Seg.1	Seg.2	Seg.3	Seg.4	T. Giro	km/h	Local Time
1		41.988	54.548	59.289		105,0	
2	1'09.008	29.202	43.972	44.579	3'06.761P	179,7	11:07'22.122
3	10.753	32.302	45.229	45.587	2'13.871C	<b>237,9</b>	11:09'35.993
4	11.111	27.810	42.874	44.170	2'05.965	195,7	11:11'41.958
5	10.722	<b>27.272</b>	42.910	<b>43.435</b>	2'04.339	231,8	11:13'46.297
6	<b>10.700</b>	27.367	<b>42.132</b>	<b>43.831</b>	<b>2'04.030</b>	226,4	11:15'50.327
7	10.963	27.620	43.688	50.217	2'12.488	210,5	11:18'02.815
8	11.651	36.413	55.567	1'02.205	2'45.836CP	180,3	11:20'48.651

**251 SR&R (2'00.038)**

Giro	Seg.1	Seg.2	Seg.3	Seg.4	T. Giro	km/h	Local Time
1		33.022	44.614	53.654		135,0	
2	2'21.537	27.477	42.628	42.231	4'13.873P	203,8	11:06'53.422
3	10.442	<b>26.070</b>	<b>41.689</b>	<b>41.837</b>	<b>2'00.038</b>	<b>263,4</b>	11:08'53.460
4	10.745	27.026	42.053	52.575	2'12.399P	230,3	11:11'05.859
5	3'00.072	29.604	44.100	44.850	4'58.626P	171,4	11:16'04.485
6	10.829	27.939	42.925	44.328	2'06.021	208,5	11:18'10.506
7	10.651	28.722	44.199	53.678	2'17.250P	225,5	11:20'27.756
8	7'11.669	28.320	43.322	43.520	9'06.831P	185,9	11:29'34.587
9	10.590	28.289	42.445	44.863	2'06.187	241,1	11:31'40.774
10	10.660	26.692	42.540	56.205	2'16.097CP	225,9	11:33'56.871
11	8'36.362	28.121	45.578	43.746	10'33.807P	189,1	11:44'30.678
12	10.619	26.573	42.045	43.661	2'02.898	220,0	11:46'33.576
13	<b>10.416</b>	26.106	42.263	43.304	2'02.089	251,2	11:48'35.665
14	10.499	26.130	42.125	42.304	2'01.058	240,0	11:50'36.723

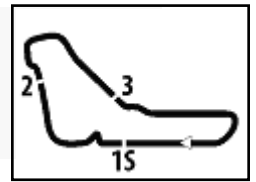
**255 Reparto Corse RAM (1'56.123)**

Giro	Seg.1	Seg.2	Seg.3	Seg.4	T. Giro	km/h	Local Time
1		37.494	59.541	52.216		127,2	
2	11.684	30.721	50.407	48.887	2'21.699	179,1	11:05'39.297
3	10.650	29.057	43.594	56.113	2'19.414P	208,9	11:07'58.711
4	2'06.872	30.771	45.082	45.108	4'07.833P	172,8	11:12'06.544
5	10.681	28.706	43.291	45.463	2'08.141	198,9	11:14'14.685
6	10.746	27.442	42.985	43.571	2'04.744	196,0	11:16'19.429
7	10.331	26.298	42.074	42.727	2'01.430	232,8	11:18'20.859
8	10.298	25.830	42.623	43.388	2'02.139	240,0	11:20'22.998
9	10.278	37.662	1'06.980	1'11.011	3'05.931CP	243,8	11:23'28.929
10	4'11.929	27.619	42.943	43.110	6'05.601P	177,0	11:29'34.530
11	10.342	25.721	41.299	41.223	1'58.585	240,0	11:31'33.115
12	10.643	26.359	40.501	41.227	1'58.730	223,6	11:33'31.845
13	10.282	29.679	1'01.539	1'44.791	3'26.291CP	<b>259,0</b>	11:36'58.136
14	5'27.127	26.972	41.244	43.835	7'19.178P	189,5	11:44'17.314
15	10.225	25.618	43.896	44.397	2'04.136	247,1	11:46'21.450
16	<b>10.216</b>	<b>25.064</b>	<b>40.341</b>	<b>40.502</b>	<b>1'56.123</b>	250,6	11:48'17.573
17	10.240	26.463	40.415	40.599	1'57.717	227,8	11:50'15.290

**272 DL Racing (1'57.953)**

Giro	Seg.1	Seg.2	Seg.3	Seg.4	T. Giro	km/h	Local Time
------	-------	-------	-------	-------	---------	------	------------

25/10/2024 P = Box In/Out - C = Tempo Invalidato



## ACI Racing Weekend Monza, 26-27 Ottobre 2024

### Campionato Italiano GT Endurance - Analisi Tempi Prove Libere 1

1		32.434	45.698	43.511		123,4	
2	10.598	27.530	42.843	41.783	2'02.754	257,1	11:07'32.866
3	10.458	26.481	41.550	43.862	2'02.351	264,1	11:09'35.217
4	10.497	26.048	41.804	41.809	2'00.158	255,3	11:11'35.375
5	10.468	25.994	41.425	48.887	2'06.774P	257,1	11:13'42.149
6	2'14.075	27.151	40.736	<b>41.081</b>	4'03.043P	182,1	11:17'45.192
7	10.499	<b>25.881</b>	<b>40.483</b>	41.120	<b>1'57.953</b>	246,6	11:19'43.145
8	<b>10.457</b>	25.912	42.509	58.407	2'17.285CP	<b>266,7</b>	11:22'00.430
9	5'21.675	28.012	44.703	42.859	7'17.249P	189,8	11:29'17.679
10	10.943	27.008	41.656	41.775	2'01.382	219,5	11:31'19.061
11	10.561	26.111	40.801	44.676	2'02.149	255,3	11:33'21.210
12	10.537	26.348	1'07.675	1'41.707	3'26.267CP	232,8	11:36'47.477
13	5'40.791	30.605	50.187	55.157	7'56.740P	174,8	11:44'44.217

#### 292 AMAG First Rennsport (1'57.026)

Giro	Seg.1	Seg.2	Seg.3	Seg.4	T. Giro	km/h	Local Time
1		32.105	48.159	47.138		159,5	
2	13.942	28.511	48.422	44.361	2'15.236	186,5	11:05'42.621
3	11.334	26.281	45.873	55.920	2'19.408P	226,9	11:08'02.029
4	2'08.384	26.717	42.067	41.361	3'58.529P	202,2	11:12'00.558
5	10.533	26.041	40.645	40.929	1'58.148	252,3	11:13'58.706
6	10.628	25.937	41.058	43.324	2'00.947	229,3	11:15'59.653
7	<b>10.448</b>	<b>25.687</b>	<b>40.320</b>	<b>40.571</b>	<b>1'57.026</b>	252,3	11:17'56.679
8	10.613	26.708	42.988	53.220	2'13.529P	228,8	11:20'10.208
9	8'03.097	30.698	44.739	45.660	10'04.194P	187,5	11:30'14.402
10	10.985	28.380	43.597	43.903	2'06.865C	216,0	11:32'21.267
11	10.656	28.446	43.043	1'06.967	2'29.112CP	<b>254,7</b>	11:34'50.379



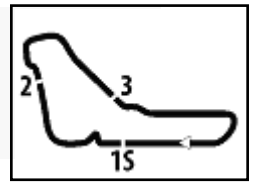


Autodromo Monza 5.793 m

## ACI Racing Weekend Monza, 26-27 Ottobre 2024

### Campionato Italiano GT Endurance - Pit Times Prove Libere 1

No.	Concorrente	Auto		Orario Locale	Pit Time			
7	BMW Italia Ceccato Racing	S.COMANDINI	USCITA BOX	11:10'09.948				
			INGRESSO BOX	11:23'24.900				
			USCITA BOX	11:27'43.378	4'18.478			
			INGRESSO BOX	11:29'43.719				
			USCITA BOX	11:31'55.546	2'11.827			
			INGRESSO BOX	11:33'54.193				
			USCITA BOX	11:42'25.763	8'31.570			
			INGRESSO BOX	11:44'32.943				
			INGRESSO BOX	11:46'44.515	2'11.572			
8	BMW Italia Ceccato Racing	M.CASSARÀ	USCITA BOX	11:12'01.630				
			INGRESSO BOX	11:20'24.064				
			USCITA BOX	11:27'42.372	7'18.308			
			INGRESSO BOX	11:31'46.334				
			USCITA BOX	11:42'26.766	10'40.432			
			INGRESSO BOX	11:44'34.403				
			USCITA BOX	11:46'46.418	2'12.015			
			INGRESSO BOX	11:50'53.927				
			12	Tresor Audi Sport Italia	R.MAZZOLA	USCITA BOX	11:00'02.712	
INGRESSO BOX	11:07'58.244							
USCITA BOX	11:10'50.832	2'52.588						
INGRESSO BOX	11:18'34.622							
USCITA BOX	11:27'08.620	8'33.998						
INGRESSO BOX	11:35'10.194							
USCITA BOX	11:42'03.141	6'52.947						
16	AKM Motorsport	G.SANDRUCCI				USCITA BOX	11:00'28.704	
						INGRESSO BOX	11:14'28.769	
			USCITA BOX	11:17'22.328	2'53.559			
			INGRESSO BOX	11:21'34.258				
			USCITA BOX	11:27'04.529	5'30.271			
			INGRESSO BOX	11:35'03.883				
			USCITA BOX	11:42'06.340	7'02.457			
			19	VSR	R.CAZZANIGA	USCITA BOX	11:01'09.457	
						INGRESSO BOX	11:03'18.249	
USCITA BOX	11:07'49.576	4'31.327						
INGRESSO BOX	11:19'31.415							
USCITA BOX	11:28'10.877	8'39.462						
INGRESSO BOX	11:34'10.913							
USCITA BOX	11:42'32.251	8'21.338						
INGRESSO BOX	11:50'24.563							
27	Scuderia Baldini	G.FISICHELLA				USCITA BOX	11:00'09.081	
			INGRESSO BOX	11:02'14.606				
			USCITA BOX	11:04'38.688	2'24.082			
			INGRESSO BOX	11:10'30.821				
			USCITA BOX	11:11'47.248	1'16.427			
			INGRESSO BOX	11:21'38.800				
			USCITA BOX	11:27'12.086	5'33.286			
			INGRESSO BOX	11:35'52.322				
			INGRESSO BOX	11:42'04.828	6'12.506			
28	Nova Race Events	F.FERRI	USCITA BOX	11:01'32.050				
			INGRESSO BOX	11:18'09.101				
			USCITA BOX	11:27'23.052	9'13.951			

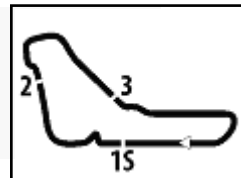


Autodromo Monza 5.793 m

## ACI Racing Weekend Monza, 26-27 Ottobre 2024

### Campionato Italiano GT Endurance - Pit Times Prove Libere 1

No.	Concorrente	Auto		Orario Locale	Pit Time
28	Nova Race Events	F.FERRI	INGRESSO BOX	11:36'45.277	
			USCITA BOX	11:42'13.766	5'28.489
			INGRESSO BOX	11:50'19.558	
32	Star Performance	S.MUR	USCITA BOX	11:00'40.244	
			INGRESSO BOX	11:17'26.548	
			USCITA BOX	11:20'15.448	2'48.900
			INGRESSO BOX	11:23'16.073	
			USCITA BOX	11:28'26.886	5'10.813
33	Star Performance	M.PAVLOVIC	INGRESSO BOX	11:00'20.795	
			USCITA BOX	11:17'00.438	
			INGRESSO BOX	11:20'16.353	3'15.915
			USCITA BOX	11:23'14.832	
			INGRESSO BOX	11:27'12.907	3'58.075
50	AF Corse	R.PONZIO	INGRESSO BOX	11:00'16.066	
			USCITA BOX	11:12'21.537	
			INGRESSO BOX	11:15'26.573	3'05.036
			USCITA BOX	11:21'25.937	
			INGRESSO BOX	11:27'15.551	5'49.614
			USCITA BOX	11:36'34.037	6'05.333
51	AF Corse	A.BRACALENTE	INGRESSO BOX	11:00'26.140	
			USCITA BOX	11:02'49.856	
			INGRESSO BOX	11:04'53.301	2'03.445
			USCITA BOX	11:21'07.001	
			INGRESSO BOX	11:28'05.173	6'58.172
			USCITA BOX	11:34'28.846	7'39.974
54	Imperiale Racing	G.FASCICOLO	INGRESSO BOX	11:00'32.127	
			USCITA BOX	11:16'35.672	
			INGRESSO BOX	11:19'49.910	3'14.238
			USCITA BOX	11:22'57.788	
			INGRESSO BOX	11:28'33.947	5'36.159
			USCITA BOX	11:36'30.119	6'02.892
55	Nova Race Events	F.JELMINI	INGRESSO BOX	11:01'20.074	
			USCITA BOX	11:14'06.528	
			INGRESSO BOX	11:27'36.255	13'29.727
			USCITA BOX	11:36'50.894	5'39.920
63	VSR	J.GUIDETTI	INGRESSO BOX	11:07'45.144	
			USCITA BOX	11:13'48.590	
			INGRESSO BOX	11:15'52.475	2'03.885
			USCITA BOX	11:22'53.283	
			INGRESSO BOX	11:27'38.660	4'45.377
			USCITA BOX	11:36'43.128	5'27.673
66	VSR	I.ZANON	INGRESSO BOX	11:03'31.480	
			USCITA BOX	11:05'43.629	
			INGRESSO BOX	11:27'40.468	21'56.839
			USCITA BOX	11:29'49.977	16'50.121

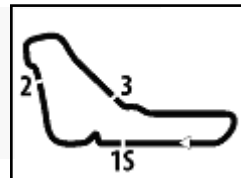


Autodromo Monza 5.793 m

## ACI Racing Weekend Monza, 26-27 Ottobre 2024

### Campionato Italiano GT Endurance - Pit Times Prove Libere 1

No.	Concorrente	Auto		Orario Locale	Pit Time
66	VSR	I.ZANON	INGRESSO BOX	11:48'49.132	47.040
			USCITA BOX	11:49'36.172	
			INGRESSO BOX	11:51'38.379	
75	Colavita Leonardo	L.COLAVITA	USCITA BOX	11:01'15.461	3'17.834
			INGRESSO BOX	11:12'31.586	
			USCITA BOX	11:15'49.420	
			INGRESSO BOX	11:22'55.103	
			USCITA BOX	11:27'26.256	
			INGRESSO BOX	11:36'47.106	
77	Nova Race Events	L.MAGNONI	USCITA BOX	11:01'12.664	2'29.334
			INGRESSO BOX	11:15'35.534	
			USCITA BOX	11:18'04.868	
			INGRESSO BOX	11:23'08.048	
			USCITA BOX	11:28'21.248	
			INGRESSO BOX	11:34'33.096	
85	Imperiale Racing	A.DELEDDA	USCITA BOX	11:00'27.308	4'51.001
			INGRESSO BOX	11:14'24.777	
			USCITA BOX	11:19'15.778	
			INGRESSO BOX	11:21'29.173	
			USCITA BOX	11:27'45.995	
			INGRESSO BOX	11:33'49.093	
99	Tresor Audi Sport Italia	L.MONCINI	USCITA BOX	11:00'17.386	2'01.189
			INGRESSO BOX	11:02'29.300	
			USCITA BOX	11:04'30.489	
			INGRESSO BOX	11:23'05.079	
			USCITA BOX	11:27'07.439	
			INGRESSO BOX	11:35'06.642	
103	Easy Race	V.POSTIGLIONE	USCITA BOX	11:00'54.371	2'02.758
			INGRESSO BOX	11:05'25.683	
			USCITA BOX	11:07'28.441	
			INGRESSO BOX	11:21'37.304	
			USCITA BOX	11:27'57.868	
			INGRESSO BOX	11:34'07.950	
117	EF Racing	V.PIRIA	USCITA BOX	11:00'31.109	26.442
			INGRESSO BOX	11:02'51.451	
			USCITA BOX	11:03'17.893	
			INGRESSO BOX	11:17'32.269	
			USCITA BOX	11:19'47.643	
			INGRESSO BOX	11:23'01.395	
122	Ebimotors	G.NICOLOSI	USCITA BOX	11:00'36.645	3'28.498
			INGRESSO BOX	11:12'54.867	
			USCITA BOX	11:16'23.365	
			INGRESSO BOX	11:23'29.201	
			USCITA BOX	11:27'34.953	



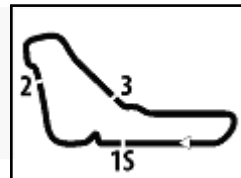
Autodromo Monza 5.793 m

## ACI Racing Weekend Monza, 26-27 Ottobre 2024

### Campionato Italiano GT Endurance - Pit Times Prove Libere 1

No. Concorrente	Auto		Orario Locale	Pit Time
122 Ebimotors	G.NICOLOSI	INGRESSO BOX	11:33'59.999	
		USCITA BOX	11:42'20.287	8'20.288
127 Racevent	P.CALCAGNO	USCITA BOX	11:01'46.927	
		INGRESSO BOX	11:12'01.492	
		USCITA BOX	11:13'56.229	1'54.737
		INGRESSO BOX	11:19'56.550	
		USCITA BOX	11:27'20.136	7'23.586
		INGRESSO BOX	11:37'02.203	
172 DL Racing	L.SEGÙ	USCITA BOX	11:02'41.369	
		INGRESSO BOX	11:10'54.873	
		USCITA BOX	11:13'40.757	2'45.884
		INGRESSO BOX	11:22'02.134	
		USCITA BOX	11:27'33.317	5'31.183
		INGRESSO BOX	11:29'48.290	
177 Speed Lover	G.RENMANS	USCITA BOX	11:27'03.310	
		INGRESSO BOX	11:36'32.409	
		USCITA BOX	11:42'35.649	6'03.240
		INGRESSO BOX	11:00'23.115	
		USCITA BOX	11:14'40.373	
		INGRESSO BOX	11:16'53.210	2'12.837
182 Formula Racing	W.VAN DER VORM	USCITA BOX	11:20'52.102	
		INGRESSO BOX	11:27'25.167	6'33.065
		USCITA BOX	11:33'24.231	
		INGRESSO BOX	11:42'12.318	8'48.087
		USCITA BOX	11:00'24.823	
		INGRESSO BOX	11:10'29.374	
183 Formula Racing	R.ACOSTA	USCITA BOX	11:13'59.065	3'29.691
		INGRESSO BOX	11:23'21.575	
		USCITA BOX	11:28'08.551	4'46.976
		INGRESSO BOX	11:34'30.789	
		USCITA BOX	11:42'21.393	7'50.604
		INGRESSO BOX	11:03'43.075	
202 HC Racing Division	F.D'AURIA	INGRESSO BOX	11:03'01.394	
		USCITA BOX	11:05'06.788	2'05.394
		INGRESSO BOX	11:19'15.705	
		USCITA BOX	11:27'16.806	8'01.101
		INGRESSO BOX	11:36'41.161	
		USCITA BOX	11:42'07.206	5'26.045
207 Invictus Corse	A.MENDEZ	INGRESSO BOX	11:06'24.077	
		USCITA BOX	11:10'21.393	3'57.316
		INGRESSO BOX	11:21'10.382	
		USCITA BOX	11:28'37.248	7'26.866
		INGRESSO BOX	11:33'36.135	
		USCITA BOX	11:43'59.822	10'23.687
212 Best Lap	P.AGOGLIA	USCITA BOX	11:00'42.705	
		INGRESSO BOX	11:15'08.940	
		USCITA BOX	11:18'34.656	3'25.716
		INGRESSO BOX	11:23'27.301	





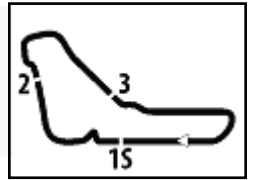
Autodromo Monza 5.793 m

## ACI Racing Weekend Monza, 26-27 Ottobre 2024

### Campionato Italiano GT Endurance - Pit Times Prove Libere 1

No. Concorrente	Auto		Orario Locale	Pit Time
<b>212</b> Best Lap	P.AGOGLIA	USCITA BOX	11:27'31.664	4'04.363
		INGRESSO BOX	11:36'53.836	
		USCITA BOX	11:42'37.771	
<b>217</b> EF Racing	S.VAN DER SLOOT	USCITA BOX	11:00'49.394	6'04.140
		INGRESSO BOX	11:03'09.502	
		USCITA BOX	11:09'13.642	
		INGRESSO BOX	11:23'02.988	
		USCITA BOX	11:27'47.953	
		INGRESSO BOX	11:34'04.099	
<b>224</b> ZRS Motorsport	L.RANGONI	USCITA BOX	11:00'07.341	6'19.116
		INGRESSO BOX	11:25'13.505	
		USCITA BOX	11:31'32.621	
<b>225</b> ZRS Motorsport	L.MICALE	INGRESSO BOX	11:36'56.403	5'27.192
		USCITA BOX	11:42'23.595	
		USCITA BOX	11:00'12.999	
<b>232</b> LEMA Racing	M.KOSIC	INGRESSO BOX	11:17'51.295	2'16.652
		USCITA BOX	11:20'07.947	
		INGRESSO BOX	11:23'10.435	
		USCITA BOX	11:27'51.413	
		INGRESSO BOX	11:34'43.005	
		USCITA BOX	11:42'24.483	
<b>251</b> SR&R	N.RISITANO	USCITA BOX	11:01'24.213	1'03.398
		INGRESSO BOX	11:04'09.992	
		USCITA BOX	11:05'13.390	
<b>255</b> Reparto Corse RAM	G.PARISOTTO	INGRESSO BOX	11:20'43.060	2'16.497
		USCITA BOX	11:02'33.972	
		INGRESSO BOX	11:04'50.469	
		USCITA BOX	11:11'00.464	
		INGRESSO BOX	11:13'53.090	
		USCITA BOX	11:20'21.818	
<b>272</b> DL Racing	A.MAINETTI	INGRESSO BOX	11:20'21.818	2'52.626
		USCITA BOX	11:27'28.014	
		INGRESSO BOX	11:27'29.970	
		USCITA BOX	11:27'29.970	
		INGRESSO BOX	11:33'51.312	
		USCITA BOX	11:42'22.641	
<b>292</b> AMAG First Rennsport	M.KNEZ	USCITA BOX	11:00'34.172	7'06.196
		INGRESSO BOX	11:07'53.269	
		USCITA BOX	11:09'54.034	
		INGRESSO BOX	11:23'22.817	
		USCITA BOX	11:27'29.970	
		INGRESSO BOX	11:36'49.226	
<b>292</b> AMAG First Rennsport	M.KNEZ	USCITA BOX	11:42'14.830	8'31.329
		INGRESSO BOX	11:03'15.085	
		USCITA BOX	11:13'36.796	
		INGRESSO BOX	11:15'46.242	
		USCITA BOX	11:21'55.061	
		INGRESSO BOX	11:27'09.993	
<b>292</b> AMAG First Rennsport	M.KNEZ	USCITA BOX	11:36'39.505	5'14.932
		INGRESSO BOX	11:42'17.364	
		USCITA BOX	11:42'17.364	
		INGRESSO BOX	11:44'38.794	
		USCITA BOX	11:01'07.997	
		INGRESSO BOX	11:07'55.908	
<b>292</b> AMAG First Rennsport	M.KNEZ	USCITA BOX	11:10'00.068	2'04.160
		USCITA BOX	11:10'00.068	





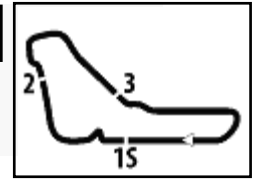
Autodromo Monza 5.793 m

## ACI Racing Weekend Monza, 26-27 Ottobre 2024 Campionato Italiano GT Endurance - Pit Times Prove Libere 1

No. Concorrente	Auto		Orario Locale	Pit Time
292	AMAG First Rennsport	M.KNEZ	INGRESSO BOX	11:20'04.575
			USCITA BOX	11:28'01.906
			INGRESSO BOX	11:34'44.472



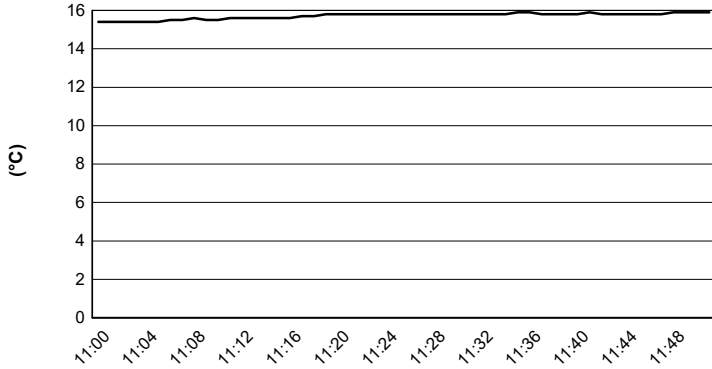




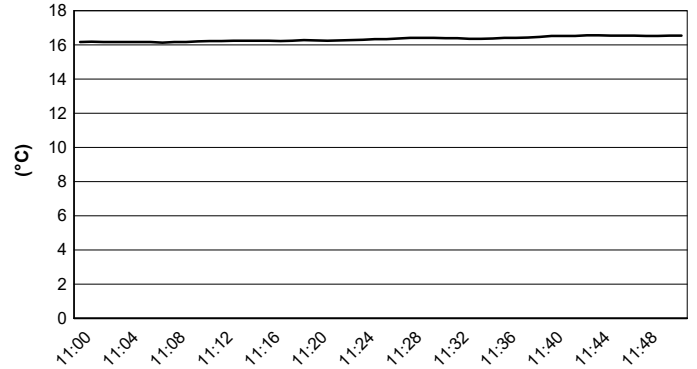
Autodromo Monza 5.793 m

**ACI Racing Weekend Monza, 26-27 Ottobre 2024**  
**Campionato Italiano GT Endurance - Meteo Prove Libere 1**  
Session started 11:00 - Session ended 11:51


**Air Temperature**




**Track Temperature**



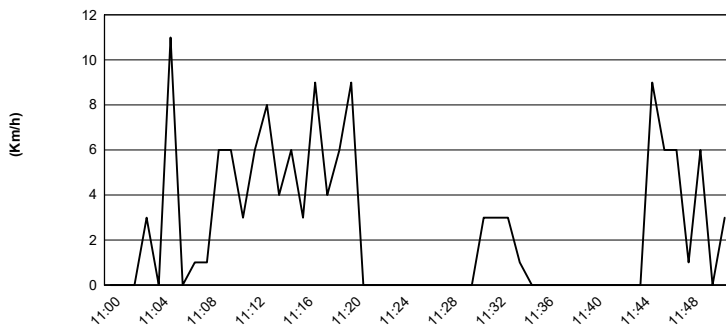
**Air Pressure**



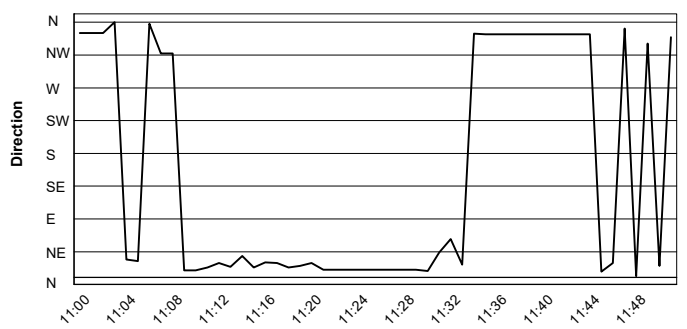
**Humidity**



**Wind Speed**



**Wind Direction**



25/10/2024

