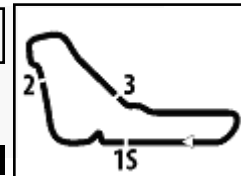




3.1



## ACI Racing Weekend Monza, 26-27 Ottobre 2024

AMENDE

## Campionato Italiano GT Endurance - Classifica Prove Libere 3

Autodromo Monza 5.793 m

1 / 3

	Conduuttore 1 Num. Concorrente	Conduuttore 2 Team	Conduuttore 3 Auto	Classe	Tempo	Dist.	Media	Giri
1	<b>27 FISICHELLA Giancarlo (ITA)</b> SCUDERIA BALDINI	<b>LECLERC Arthur (MCO)</b> Scuderia Baldini (ITA)	<b>MOSCA Tommaso (ITA)</b> FERRARI 296	GT3-GT3PR	<b>1'55.995</b>		179,791	13
2	<b>19 CAZZANIGA Riccardo (ITA)</b> VSR	<b>DI FOLCO Alberto (ITA)</b> VSR (ITA)	<b>LIBERATI Edoardo (ITA)</b> LAMBORGHINI HURACÁN EVO 2	GT3-GT3PR	<b>1'56.051</b>	0.056	179,704	15
3	<b>182 VAN DER VORM Willem (NLD)</b> FORMULA RACING	<b>RUGOLO Michele (ITA)</b> Formula Racing (DNK)	FERRARI 296 CHALLENGE	GTC-GTC1P	<b>1'56.064</b>	0.069	179,684	14
4	<b>183 ACOSTA Rey (USA)</b> FORMULA RACING	<b>BONANOMI Marco (ITA)</b> Formula Racing (DNK)	FERRARI 296 CHALLENGE	GTC-GTC1P	<b>1'56.563</b>	0.568	178,914	14
5	<b>63 GUIDETTI Jacopo (ITA)</b> VSR	<b>MOULIN Baptiste (BEL)</b> VSR (ITA)	<b>TRIBAUDINI Stephane (FRA)</b> LAMBORGHINI HURACÁN EVO 2	GT3-GT3PA	<b>1'56.778</b>	0.783	178,585	16
6	<b>66 ZANON Ignazio (ITA)</b> VSR	<b>STADSBADER Gilles (BEL)</b> VSR (ITA)	<b>MICHELOTTO Mattia (ITA)</b> LAMBORGHINI HURACÁN EVO 2	GT3-GT3PA	<b>1'56.995</b>	1.000	178,254	13
7	<b>55 JELMINI Felice (ITA)</b> NOVA RACE EVENTS	<b>FRASSINETI Alex (ITA)</b> Nova Race Events (ITA)	<b>GALBIATI Kikko (ITA)</b> HONDA NSX	GT3-GT3PR	<b>1'57.210</b>	1.215	177,927	13
8	<b>7 COMANDINI Stefano (ITA)</b> BMW ITALIA CECCATO RACING	<b>DENES Philippe (USA)</b> BMW Italia Ceccato Racing (ITA)	<b>GUERRA Francesco (ITA)</b> BMW G82 M4	GT3-GT3PR	<b>1'57.796</b>	1.801	177,042	15
9	<b>77 MAGNONI Luca (ITA)</b> NOVA RACE EVENTS	<b>CIGLIA Massimo (ITA)</b> Nova Race Events (ITA)	<b>MASSARO Rodolfo (ITA)</b> HONDA NSX	GT3-GT3AM	<b>1'57.856</b>	1.861	176,952	13
10	<b>50 PONZIO Riccardo (ITA)</b> AF CORSE	<b>GAI Stefano (ITA)</b> AF Corse (ITA)	<b>MAC Mikkel (DNK)</b> FERRARI 296	GT3-GT3PA	<b>1'58.090</b>	2.095	176,601	13
11	<b>8 CASSARÀ Marco (ITA)</b> BMW ITALIA CECCATO RACING	<b>DE LUCA Francesco (ITA)</b> BMW Italia Ceccato Racing (ITA)	<b>NILSSON Alfred (SWE)</b> BMW G82 M4	GT3-GT3PA	<b>1'58.162</b>	2.167	176,493	14
12	<b>33 PAVLOVIC Milos (SRB)</b> STAR PERFORMANCE	<b>SPENGLER Florian (DEU)</b> Star Performance (THA)	<b>JAO-JAVANIL Sanporn (THA)</b> LAMBORGHINI HURACÁN EVO 2	GT3-GT3AM	<b>1'58.259</b>	2.264	176,349	15
13	<b>85 DELEDDA Alessio (ITA)</b> IMPERIALE RACING	<b>GILARDONI Kevin (CHE)</b> Imperiale Racing (ITA)	<b>DE WILDE Ugo (BEL)</b> LAMBORGHINI HURACÁN EVO 2	GT3-GT3PR	<b>1'58.274</b>	2.279	176,326	13
14	<b>103 POSTIGLIONE Vito (ITA)</b> EASY RACE	<b>LA MAZZA Francesco (ITA)</b> Easy Race (ITA)	<b>SEGATTINI Emma (ITA)</b> FERRARI 488 CHALLENGE EVO	GTC-GTC1P	<b>1'58.416</b>	2.421	176,115	14
15	<b>172 SEGÙ Luca (ITA)</b> DL RACING	<b>CAIOLA Alessio (ITA)</b> DL Racing (ITA)	<b>FONTANA Andrea (ITA)</b> LAMBORGHINI HURACÁN ST EVO 2	GTC-GTC1P	<b>1'58.431</b>	2.436	176,092	13
16	<b>292 KNEZ Matej (SVN)</b> AMAG FIRST RENNSPORT	<b>FONTANA Alex (CHE)</b> Centri Porsche Ticino (CHE)	<b>HOFMANN Patrick (ITA)</b> PORSCHE 911 CUP 992	GTC-GTC2A	<b>1'58.606</b>	2.611	175,833	13
17	<b>16 SANDRUCCI Gustavo (ITA)</b> AKM MOTORSPORT	<b>ALIABADI Cambiz (USA)</b> AKM Motorsport (SMR)	<b>SÖDERSTRÖM Oliver (SWE)</b> MERCEDES AMG	GT3-GT3PA	<b>1'58.669</b>	2.674	175,739	13
18	<b>51 BRACALENTE Alessandro (ITA)</b> AF CORSE	<b>DONNO Eliseo (ITA)</b> AF Corse (ITA)	FERRARI 488	GT3-GT3PA	<b>1'58.827</b>	2.832	175,506	12
19	<b>54 FASCICOLO Giuseppe (ITA)</b> IMPERIALE RACING	<b>BOWEN Alexander Robert (ITA)</b> Imperiale Racing (ITA)	<b>GVAZAVA Dmitry (KGZ)</b> LAMBORGHINI HURACÁN EVO 2	GT3-GT3AM	<b>1'58.830</b>	2.835	175,501	14
20	<b>272 MAINETTI Alessandro (ITA)</b> DL RACING	<b>TESTA Rodrigo (PRT)</b> DL Racing (ITA)	<b>RIVA Giacomo (ITA)</b> LAMBORGHINI HURACÁN ST EVO 2	GTC-GTC1A	<b>1'58.839</b>	2.844	175,488	15
21	<b>177 RENMANS Gilles (BEL)</b> SPEED LOVER	<b>SCARPETTA Vincenzo (ITA)</b>	FERRARI 488 CHALLENGE EVO	GTC-GTC1P	<b>1'59.133</b>	3.138	175,055	13
22	<b>255 PARISOTTO Giacomo (ITA)</b> REPARTO CORSE RAM	<b>DAMINATO Fabio (ITA)</b> Reparto Corse RAM (ITA)	<b>SIMONINI Mattia (ITA)</b> FERRARI 488 CHALLENGE EVO	GTC-GTC1A	<b>1'59.675</b>	3.680	174,262	16
23	<b>212 AGOGLIA Pietro (ITA)</b> BEST LAP	<b>CROCCOLINO Filippo (ITA)</b> Best Lap (ITA)	<b>CARBONI Gianluca (ITA)</b> FERRARI 488 CHALLENGE EVO	GTC-GTC1A	<b>1'59.928</b>	3.933	173,894	14
24	<b>111 DEMARCHI Luca (ITA)</b> BEST LAP	<b>DI MARE Sabatino (ITA)</b> Best Lap (ITA)	<b>PATRINICOLA Simone (ITA)</b> FERRARI 488 CHALLENGE EVO	GTC-GTC1P	<b>2'00.394</b>	4.399	173,221	8
25	<b>202 D'AURIA Ferdinando (ITA)</b> HC RACING DIVISION	<b>CLEMENTI PISANI Alberto (ITA)</b> HC Racing Division (ITA)	<b>BOLGER Douglas (GBR)</b> LAMBORGHINI HURACÁN ST EVO 2	GTC-GTC1A	<b>2'00.752</b>	4.757	172,708	13

Direttore di Gara : Oscar Comi

Direttore di Prova : Alessandro Ferrari

26/10/2024      Inizio      Fine  
10:10      11:02


Esposta alle: .....



Powered by FICr PERUGIA TIMING



3.1



## ACI Racing Weekend Monza, 26-27 Ottobre 2024

AMENDE

## Campionato Italiano GT Endurance - Classifica Prove Libere 3

Autodromo Monza 5.793 m

2 / 3

26	<b>75 COLAVITA Leonardo (ITA)</b> COLAVITA LEONARDO	<b>RICCITELLI Simone (ITA)</b>	<b>ULRICH Christoph (CHE)</b> FERRARI 488	GT3-GT3AM	<b>2'01.133</b>	5.138	172,164	14
27	<b>28 FERRI Fulvio (ITA)</b> NOVA RACE EVENTS	<b>BODELLINI Andrea (ITA)</b> Nova Race Events (ITA)	<b>MARCHETTI Alessandro (ITA)</b> MERCEDES AMG	GT3-GT3AM	<b>2'01.144</b>	5.149	172,149	14
28	<b>127 CALCAGNO Paolo (ITA)</b> RACEVENT	<b>SONZOGNI Jenny (ITA)</b> Racevent (ITA)	<b>VALORI Ronnie (ITA)</b> PORSCHE 911 CUP 992	GTC-GTC2P	<b>2'01.216</b>	5.221	172,047	13
29	<b>122 NICOLOSI Giuseppe (ITA)</b> EBIMOTORS	<b>DI BENEDETTO Davide (ITA)</b> Ebimotors (ITA)	<b>CAZZANIGA Daniele (ITA)</b> PORSCHE 911 CUP 992	GTC-GTC2P	<b>2'01.261</b>	5.266	171,983	13
30	<b>117 PIRIA Vittoria (ITA)</b> EF RACING	<b>MEZZETTI William (ITA)</b> EF Racing (ITA)	<b>PORSCHE 911 R 992</b>	GTC-GTC2P	<b>2'01.427</b>	5.432	171,748	13
31	<b>224 RANGONI Luca (ITA)</b> ZRS MOTORSPORT	<b>MOSCONI Pierluigi (ITA)</b> ZRS Motorsport (ITA)	<b>PORSCHE 911 CUP 992</b>	GTC-GTC2A	<b>2'01.797</b>	5.802	171,226	15
32	<b>251 RISITANO Nicolas (ITA)</b> SR&R	<b>SCHOFIELD Lyle (IRL)</b> SR&R (ITA)	<b>MARZIALETTI Giammarco (ITA)</b> FERRARI 488 CHALLENGE EVO	GTC-GTC1A	<b>2'02.076</b>	6.081	170,835	13
33	<b>217 VAN DER SLOOT Sandra (NLD)</b> EF RACING	<b>BURATTI Andrea (ITA)</b> EF Racing (ITA)	<b>PORSCHE 911 CUP 992</b>	GTC-GTC2A	<b>2'02.411</b>	6.416	170,367	14
34	<b>207 MENDEZ Andres (COL)</b> INVICTUS CORSE	<b>ANAPOLI Giovanni (ITA)</b> Invictus Corse	<b>BARBOLINI Edoardo (ITA)</b> LAMBORGHINI HURACÁN ST EVO 2	GTC-GTC1A	<b>2'03.280</b>	7.285	169,166	14
35	<b>32 MUR Sandro (HRV)</b> STAR PERFORMANCE	<b>LERTLAMPASERTKUL Nuttapon (THA)</b> Star Performance (THA)	<b>LOMMAHADTHAI Aniwat (THA)</b> LAMBORGHINI HURACÁN EVO 2	GT3-GT3AM	<b>2'03.496</b>	7.501	168,870	8
36	<b>225 MICALE Luciano (ITA)</b> ZRS MOTORSPORT	<b>PRESTIPINO Paolo (ITA)</b> ZRS Motorsport (ITA)	<b>GIACON Steven (ITA)</b> PORSCHE 911 CUP 992	GTC-GTC2A	<b>2'03.622</b>	7.627	168,698	13
37	<b>232 KOSIC Matej (SVN)</b> LEMA RACING	<b>FONDI Maurizio (ITA)</b> LEMA Racing (SLO)	<b>LAMBORGHINI HURACÁN ST EVO 2</b>	GTC-GTC1A	<b>2'08.333</b>	12.338	162,505	4
38	<b>12 MAZZOLA Rocco (ITA)</b> TRESOR AUDI SPORT ITALIA	<b>DELLI GUANTI Pietro (ITA)</b> Tresor Audi Sport Italia (ITA)	<b>AKA Alex (DEU)</b> AUDI R8 LMS	GT3-GT3PR				15
39	<b>99 MONCINI Leonardo (ITA)</b> TRESOR AUDI SPORT ITALIA	<b>COLA Andrea (ITA)</b> Tresor Audi Sport Italia (ITA)	<b>VAN BERLO Glenn (NLD)</b> AUDI R8 LMS	GT3-GT3PR				16

Umidità	97%	Aria	15°C
Condizioni	WET	Pista	16°C

Direttore di Gara : Oscar Comi

Direttore di Prova : Alessandro Ferrari

26/10/2024	Inizio 10:10	Fine 11:02
------------	-----------------	---------------

Esposta alle: .....



Powered by FICr PERUGIA TIMING


**ACI Racing Weekend Monza, 26-27 Ottobre 2024**
**AMENDE**
**Campionato Italiano GT Endurance - Classifica Prove Libere 3**

Autodromo Monza 5.793 m

3 / 3

**Penalty and Infringement**

10.10		Green Flag - Pit Lane Open
10.14	<b>54 Imperiale Racing</b>	#54 Time Deleted (2'04.941) - Exceeded Track Limits T2
10.15	<b>207 Invictus Corse</b>	#207 Time Deleted (2'07.965) - Exceeded Track Limits T5
10.15	<b>202 HC Racing Division</b>	#202 Time Deleted (2'10.189) - Exceeded Track Limits T2
10.17	<b>224 ZRS Motorsport</b>	#224 Time Deleted (2'04.058) - Exceeded Track Limits T2
10.17	<b>19 VSR</b>	#19 Time Deleted (2'03.991) - Exceeded Track Limits T5
10.17	<b>55 Nova Race Events</b>	#55 Time Deleted (2'00.109) - Exceeded Track Limits T2
10.20	<b>28 Nova Race Events</b>	#28 Time Deleted (2'10.291) - Exceeded Track Limits T2
10.22	<b>99 Tresor Audi Sport Italia</b>	#99 Time Deleted (2'05.087) - Exceeded Track Limits T2
10.22	<b>117 EF Racing</b>	#117 Time Deleted (2'20.540) - Exceeded Track Limits T5
10.22	<b>54 Imperiale Racing</b>	#54 Time Deleted (2'01.851) - Exceeded Track Limits T5
10.22	<b>8 BMW Italia Ceccato Racing</b>	#8 Time Deleted (3'47.991) - Exceeded Track Limits T5
10.23		RED FLAG
10.41		Green Flag - Pit Lane Open
10.44	<b>172 DL Racing</b>	#172 Time Deleted (2'00.700) - Exceeded Track Limits T5
10.44	<b>33 Star Performance</b>	#33 Time Deleted (2'01.409) - Exceeded Track Limits T5
10.46	<b>202 HC Racing Division</b>	#202 Time Deleted (2'06.644) - Exceeded Track Limits T2
10.46	<b>212 Best Lap</b>	#212 Time Deleted (2'01.368) - Exceeded Track Limits T2
10.46	<b>224 ZRS Motorsport</b>	#224 Time Deleted (2'03.609) - Exceeded Track Limits T5
10.46	<b>272 DL Racing</b>	#272 Time Deleted (2'04.535) - Exceeded Track Limits T5
10.48	<b>202 HC Racing Division</b>	#202 Time Deleted (2'08.471) - Exceeded Track Limits T2
10.48	<b>212 Best Lap</b>	#212 Time Deleted (2'02.217) - Exceeded Track Limits T5
10.50	<b>33 Star Performance</b>	#33 Time Deleted (2'05.543) - Exceeded Track Limits T2
10.50	<b>19 VSR</b>	#19 Time Deleted (2'00.008) - Exceeded Track Limits T2
10.51	<b>207 Invictus Corse</b>	#207 Time Deleted (2'18.498) - Exceeded Track Limits T5
10.53	<b>99 Tresor Audi Sport Italia</b>	#99 Time Deleted (1'55.724) - Exceeded Track Limits T5
10.55	<b>66 VSR</b>	#66 Time Deleted (1'56.695) - Exceeded Track Limits T5
10.55	<b>12 Tresor Audi Sport Italia</b>	#12 Time Deleted (1'59.528) - Exceeded Track Limits T5
10.56	<b>202 HC Racing Division</b>	#202 Time Deleted (2'06.869) - Exceeded Track Limits T2
10.57	<b>27 Scuderia Baldini</b>	#27 Time Deleted (1'57.644) - Exceeded Track Limits T2
10.57	<b>207 Invictus Corse</b>	#207 Time Deleted (2'11.011) - Exceeded Track Limits T2
10.59	<b>207 Invictus Corse</b>	#207 Time Deleted (2'22.262) - Exceeded Track Limits T2
11.00		Chequered Flag
11.00	<b>33 Star Performance</b>	#33 Time Deleted (2'00.825) - Exceeded Track Limits T5
11.00	<b>50 AF Corse</b>	#50 Time Deleted (1'59.253) - Exceeded Track Limits T5
11.01	<b>122 Ebimotors</b>	#122 Time Deleted (1'59.806) - Exceeded Track Limits T5
12.31	<b>12 Tresor Audi Sport Italia</b>	All Times deleted - Stewards decision n. 1
12.32	<b>99 Tresor Audi Sport Italia</b>	All Times deleted - Stewards decision n. 1

**Fastest Laps Sequence**

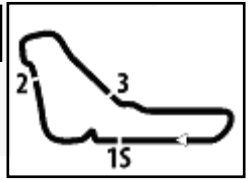
Num.	Concorrente	Naz	Team	Auto	Local Time	Tempo	Dist.	Media
33	M. PAVLOVIC	SRB	Star Performance	Lamborghini Huracán EVO 2	10:14'13.333	<b>2'00.973</b>		172,392
63	J. GUIDETTI	ITA	VSR	Lamborghini Huracán EVO 2	10:14'16.156	<b>2'00.916</b>	-0.057	172,473
66	I. ZANON	ITA	VSR	Lamborghini Huracán EVO 2	10:14'55.308	<b>2'00.667</b>	-0.249	172,829
183	R. ACOSTA	USA	Formula Racing	Ferrari 296 Challenge	10:16'09.637	<b>1'59.232</b>	-1.435	174,909
63	J. GUIDETTI	ITA	VSR	Lamborghini Huracán EVO 2	10:16'15.116	<b>1'58.960</b>	-0.272	175,309
183	R. ACOSTA	USA	Formula Racing	Ferrari 296 Challenge	10:20'10.503	<b>1'58.418</b>	-0.542	176,112
19	R. CAZZANIGA	ITA	VSR	Lamborghini Huracán EVO 2	10:20'28.004	<b>1'57.872</b>	-0.546	176,928
182	W. VAN DER VORM	NLD	Formula Racing	Ferrari 296 Challenge	10:21'11.274	<b>1'57.829</b>	-0.043	176,992
183	R. ACOSTA	USA	Formula Racing	Ferrari 296 Challenge	10:22'07.066	<b>1'56.563</b>	-1.266	178,914
19	R. CAZZANIGA	ITA	VSR	Lamborghini Huracán EVO 2	10:22'24.502	<b>1'56.498</b>	-0.065	179,014
182	W. VAN DER VORM	NLD	Formula Racing	Ferrari 296 Challenge	10:46'34.491	<b>1'56.064</b>	-0.434	179,684
27	G. FISICHELLA	ITA	Scuderia Baldini	Ferrari 296	10:51'06.537	<b>1'55.995</b>	-0.069	179,791

Direttore di Gara : Oscar Comi

Direttore di Prova : Alessandro Ferrari

26/10/2024      Inizio 10:10      Fine 11:02

Esposta alle: .....


**ACI Racing Weekend Monza, 26-27 Ottobre 2024**
**Campionato Italiano GT Endurance - Best Sectors & Speed Prove Libere 3**

Autodromo Monza 5.793 m

**MIGLIOR GIRO**

1	27	SCUDERIA BALDINI	Ferrari 296	1'55.995
2	19	VSR	Lamborghini Huracán EVO 2	1'56.051
3	182	FORMULA RACING	Ferrari 296 Challenge	1'56.064
4	183	FORMULA RACING	Ferrari 296 Challenge	1'56.563
5	63	VSR	Lamborghini Huracán EVO 2	1'56.778
6	66	VSR	Lamborghini Huracán EVO 2	1'56.995
7	55	NOVA RACE EVENTS	Honda NSX	1'57.210
8	7	BMW ITALIA CECCATO RAC	BMW G82 M4	1'57.796
9	77	NOVA RACE EVENTS	Honda NSX	1'57.856
10	50	AF CORSE	Ferrari 296	1'58.090
11	8	BMW ITALIA CECCATO RAC	BMW G82 M4	1'58.162
12	33	STAR PERFORMANCE	Lamborghini Huracán EVO 2	1'58.259
13	85	IMPERIALE RACING	Lamborghini Huracán EVO 2	1'58.274
14	103	EASY RACE	Ferrari 488 Challenge Evo	1'58.416
15	172	DL RACING	Lamborghini Huracán ST EVO 2	1'58.431
16	292	AMAG FIRST RENNSPORT	Porsche 911 Cup 992	1'58.606
17	16	AKM MOTORSPORT	Mercedes AMG	1'58.669
18	51	AF CORSE	Ferrari 488	1'58.827
19	54	IMPERIALE RACING	Lamborghini Huracán EVO 2	1'58.830
20	272	DL RACING	Lamborghini Huracán ST EVO 2	1'58.839
21	177	SPEED LOVER	Ferrari 488 Challenge Evo	1'59.133
22	255	REPARTO CORSE RAM	Ferrari 488 Challenge Evo	1'59.675
23	212	BEST LAP	Ferrari 488 Challenge Evo	1'59.928
24	111	BEST LAP	Ferrari 488 Challenge Evo	2'00.394
25	202	HC RACING DIVISION	Lamborghini Huracán ST EVO 2	2'00.752
26	75	COLAVITA LEONARDO	Ferrari 488	2'01.133
27	28	NOVA RACE EVENTS	Mercedes AMG	2'01.144
28	127	RACEVENT	Porsche 911 Cup 992	2'01.216
29	122	EBIMOTORS	Porsche 911 Cup 992	2'01.261
30	117	EF RACING	Porsche 911 R 992	2'01.427
31	224	ZRS MOTORSPORT	Porsche 911 Cup 992	2'01.797
32	251	SR&R	Ferrari 488 Challenge Evo	2'02.076
33	217	EF RACING	Porsche 911 Cup 992	2'02.411
34	207	INVICTUS CORSE	Lamborghini Huracán ST EVO 2	2'03.280
35	32	STAR PERFORMANCE	Lamborghini Huracán EVO 2	2'03.496
36	225	ZRS MOTORSPORT	Porsche 911 Cup 992	2'03.622
37	232	LEMA RACING	Lamborghini Huracán ST EVO 2	2'08.333
38	12	TRESOR AUDI SPORT ITALIA	Audi R8 LMS	
39	99	TRESOR AUDI SPORT ITALIA	Audi R8 LMS	

**SPEED**

1	27	SCUDERIA BALDINI	Ferrari 296	272,7
2	63	VSR	Lamborghini Huracán EVO 2	269,3
3	12	TRESOR AUDI SPORT ITALIA	Audi R8 LMS	268,0
4	19	VSR	Lamborghini Huracán EVO 2	268,0
5	50	AF CORSE	Ferrari 296	268,0
6	66	VSR	Lamborghini Huracán EVO 2	268,0
7	85	IMPERIALE RACING	Lamborghini Huracán EVO 2	268,0
8	99	TRESOR AUDI SPORT ITALIA	Audi R8 LMS	266,7
9	55	NOVA RACE EVENTS	Honda NSX	266,7
10	33	STAR PERFORMANCE	Lamborghini Huracán EVO 2	264,7
11	183	FORMULA RACING	Ferrari 296 Challenge	264,1
12	272	DL RACING	Lamborghini Huracán ST EVO 2	264,1
13	7	BMW ITALIA CECCATO RAC	BMW G82 M4	264,1
14	207	INVICTUS CORSE	Lamborghini Huracán ST EVO 2	263,4
15	292	AMAG FIRST RENNSPORT	Porsche 911 Cup 992	263,4
16	172	DL RACING	Lamborghini Huracán ST EVO 2	262,1
17	75	COLAVITA LEONARDO	Ferrari 488	261,5
18	111	BEST LAP	Ferrari 488 Challenge Evo	261,5
19	54	IMPERIALE RACING	Lamborghini Huracán EVO 2	259,6
20	8	BMW ITALIA CECCATO RAC	BMW G82 M4	259,6
21	212	BEST LAP	Ferrari 488 Challenge Evo	259,6
22	255	REPARTO CORSE RAM	Ferrari 488 Challenge Evo	259,6
23	51	AF CORSE	Ferrari 488	259,6
24	122	EBIMOTORS	Porsche 911 Cup 992	259,0
25	32	STAR PERFORMANCE	Lamborghini Huracán EVO 2	258,4
26	103	EASY RACE	Ferrari 488 Challenge Evo	258,4
27	202	HC RACING DIVISION	Lamborghini Huracán ST EVO 2	257,8
28	177	SPEED LOVER	Ferrari 488 Challenge Evo	257,1
29	16	AKM MOTORSPORT	Mercedes AMG	257,1
30	28	NOVA RACE EVENTS	Mercedes AMG	255,3
31	77	NOVA RACE EVENTS	Honda NSX	253,5
32	182	FORMULA RACING	Ferrari 296 Challenge	251,2
33	251	SR&R	Ferrari 488 Challenge Evo	251,2
34	224	ZRS MOTORSPORT	Porsche 911 Cup 992	250,0
35	225	ZRS MOTORSPORT	Porsche 911 Cup 992	249,4
36	117	EF RACING	Porsche 911 R 992	244,3
37	127	RACEVENT	Porsche 911 Cup 992	239,5
38	232	LEMA RACING	Lamborghini Huracán ST EVO 2	236,8
39	217	EF RACING	Porsche 911 Cup 992	230,8

**SEG. 1**

1	183	FORMULA RACING	9.990
2	182	FORMULA RACING	10.070
3	103	EASY RACE	10.311
4	255	REPARTO CORSE RAM	10.331
5	27	SCUDERIA BALDINI	10.364
6	66	VSR	10.381
7	55	NOVA RACE EVENTS	10.389
8	19	VSR	10.400
9	212	BEST LAP	10.410
10	202	HC RACING DIVISION	10.414
11	7	BMW ITALIA CECCATO	10.424
12	63	VSR	10.429
13	51	AF CORSE	10.432
14	272	DL RACING	10.444
15	99	TRESOR AUDI SPORT	10.465
16	177	SPEED LOVER	10.465
17	111	BEST LAP	10.466
18	50	AF CORSE	10.480
19	12	TRESOR AUDI SPORT	10.487
20	75	COLAVITA LEONARDO	10.510
21	292	AMAG FIRST RENNSPORT	10.516
22	77	NOVA RACE EVENTS	10.521
23	8	BMW ITALIA CECCATO	10.526
24	117	EF RACING	10.529
25	85	IMPERIALE RACING	10.534
26	172	DL RACING	10.555
27	122	EBIMOTORS	10.577
28	224	ZRS MOTORSPORT	10.584
29	16	AKM MOTORSPORT	10.588
30	127	RACEVENT	10.601
31	33	STAR PERFORMANCE	10.602
32	207	INVICTUS CORSE	10.602
33	251	SR&R	10.602
34	225	ZRS MOTORSPORT	10.611
35	217	EF RACING	10.618
36	54	IMPERIALE RACING	10.634
37	28	NOVA RACE EVENTS	10.686
38	32	STAR PERFORMANCE	10.720
39	232	LEMA RACING	10.736

**SEG. 2**

1	19	VSR	24.344
2	182	FORMULA RACING	25.030
3	183	FORMULA RACING	25.230
4	27	SCUDERIA BALDINI	25.367
5	63	VSR	25.371
6	66	VSR	25.494
7	99	TRESOR AUDI SPORT	25.517
8	12	TRESOR AUDI SPORT	25.581
9	7	BMW ITALIA CECCATO	25.658
10	55	NOVA RACE EVENTS	25.665
11	255	REPARTO CORSE RAM	25.690
12	50	AF CORSE	25.706
13	103	EASY RACE	25.738
14	33	STAR PERFORMANCE	25.761
15	51	AF CORSE	25.761
16	77	NOVA RACE EVENTS	25.777
17	292	AMAG FIRST RENNSPORT	25.799
18	212	BEST LAP	25.831
19	85	IMPERIALE RACING	25.837
20	177	SPEED LOVER	25.856
21	8	BMW ITALIA CECCATO	25.868
22	172	DL RACING	25.926
23	272	DL RACING	25.995
24	75	COLAVITA LEONARDO	26.058
25	16	AKM MOTORSPORT	26.086
26	111	BEST LAP	26.131
27	54	IMPERIALE RACING	26.142
28	122	EBIMOTORS	26.182
29	202	HC RACING DIVISION	26.183
30	117	EF RACING	26.276
31	224	ZRS MOTORSPORT	26.316
32	28	NOVA RACE EVENTS	26.363
33	207	INVICTUS CORSE	26.405
34	251	SR&R	26.461
35	217	EF RACING	26.625
36	127	RACEVENT	26.653
37	225	ZRS MOTORSPORT	26.665
38	32	STAR PERFORMANCE	26.808
39	232	LEMA RACING	27.177

**SEG. 3**

1	182	FORMULA RACING	39.772
2	19	VSR	40.146
3	99	TRESOR AUDI SPORT	40.171
4	27	SCUDERIA BALDINI	40.217
5	183	FORMULA RACING	40.260
6	63	VSR	40.310
7	12	TRESOR AUDI SPORT	40.382
8	85	IMPERIALE RACING	40.499
9	33	STAR PERFORMANCE	40.629
10	66	VSR	40.643
11	54	IMPERIALE RACING	40.674
12	55	NOVA RACE EVENTS	40.751
13	7	BMW ITALIA CECCATO	40.831
14	172	DL RACING	40.871
15	77	NOVA RACE EVENTS	40.880
16	50	AF CORSE	40.894
17	272	DL RACING	40.937
18	8	BMW ITALIA CECCATO	40.962
19	16	AKM MOTORSPORT	41.008
20	51	AF CORSE	41.010
21	292	AMAG FIRST RENNSPORT	41.094
22	177	SPEED LOVER	41.306
23	103	EASY RACE	41.322
24	111	BEST LAP	41.358
25	255	REPARTO CORSE RAM	41.380
26	117	EF RACING	41.447
27	28	NOVA RACE EVENTS	41.488
28	127	RACEVENT	41.488
29	75	COLAVITA LEONARDO	41.504
30	212	BEST LAP	41.589
31	122	EBIMOTORS	42.003
32	217	EF RACING	42.040
33	202	HC RACING DIVISION	42.090
34	224	ZRS MOTORSPORT	42.113
35	251	SR&R	42.410
36	207	INVICTUS CORSE	42.540
37	225	ZRS MOTORSPORT	42.851
38	32	STAR PERFORMANCE	42.907
39	232	LEMA RACING	43.429

**SEG. 4**

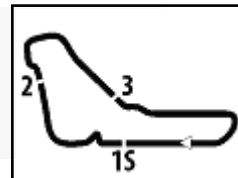
1	27	SCUDERIA BALDINI	39.851
2	66	VSR	40.084
3	19	VSR	40.157
4	55	NOVA RACE EVENTS	40.367
5	7	BMW ITALIA CECCATO	40.390
6	63	VSR	40.432
7	182	FORMULA RACING	40.561
8	8	BMW ITALIA CECCATO	40.582
9	77	NOVA RACE EVENTS	40.602
10	16	AKM MOTORSPORT	40.878
11	33	STAR PERFORMANCE	40.905
12	50	AF CORSE	40.945
13	103	EASY RACE	40.956
14	183	FORMULA RACING	40.956
15	292	AMAG FIRST RENNSPORT	40.959
16	172	DL RACING	40.969
17	85	IMPERIALE RACING	41.149
18	272	DL RACING	41.349
19	51	AF CORSE	41.368
20	54	IMPERIALE RACING	41.374
21	177	SPEED LOVER	41.465
22	255	REPARTO CORSE RAM	41.504
23	212	BEST LAP	41.718
24	75	COLAVITA LEONARDO	41.898
25	111	BEST LAP	41.922
26	117	EF RACING	41.945
27	202	HC RACING DIVISION	41.976
28	28	NOVA RACE EVENTS	42.041
29	122	EBIMOTORS	42.066
30	251	SR&R	42.265
31	127	RACEVENT	42.284
32	217	EF RACING	42.304
33	224	ZRS MOTORSPORT	42.354
34	32	STAR PERFORMANCE	42.869
35	225	ZRS MOTORSPORT	43.215
36	207	INVICTUS CORSE	43.397
37	232	LEMA RACING	44.494

26/10/2024

Powered by FICr PERUGIA TIMING







# ACI Racing Weekend Monza, 26-27 Ottobre 2024

## Campionato Italiano GT Endurance - Analisi Tempi Prove Libere 3

Autodromo Monza 5.793 m

**1 / 6**
**7 BMW Italia Ceccato Racing (1'57.796)**

Giro	Seg.1	Seg.2	Seg.3	Seg.4	T. Giro	km/h	Local Time
1		32.582	45.978	44.859	110,3		
2	10.839	27.448	43.588	45.032	2'06.907	234,8	10:14'37.827
3	10.669	26.919	41.898	42.308	2'01.794	224,1	10:16'39.621
4	10.581	26.820	41.959	42.990	2'02.350	240,5	10:18'41.971
5	10.525	26.146	41.691	41.001	1'59.363	250,6	10:20'41.334
6	10.436	25.905	<b>40.831</b>	40.955	1'58.127	<b>264,1</b>	10:22'39.461
7	10.468	26.033	41.076	1'05.897	2'23.474CP	252,9	10:25'02.935
8	16'16.251	27.886	42.646	43.718	18'10.501P	194,6	10:43'13.436
9	10.746	26.820	41.601	42.489	2'01.656	244,3	10:45'15.092
10	10.606	26.403	41.161	41.137	1'59.307	253,5	10:47'14.399
11	10.551	<b>25.658</b>	41.157	41.066	1'58.432	263,4	10:49'12.831
12	10.476	26.196	40.853	41.059	1'58.584	258,4	10:51'11.415
13	10.518	25.930	40.967	47.782	2'05.197P	259,0	10:53'16.612
14	1'45.734	27.388	41.547	41.426	3'36.095P	156,3	10:56'52.707
15	10.462	25.911	41.033	<b>40.390</b>	<b>1'57.796</b>	258,4	10:58'50.503
16	<b>10.424</b>	25.787	40.836	41.709	1'58.756	259,6	11:00'49.259

6	10.724	26.471	43.424	1'06.530	2'27.149CP	256,5	10:25'22.967
7	16'18.301	30.213	44.187	43.647	18'16.348P	179,7	10:43'39.315
8	10.889	27.306	42.955	43.510	2'04.660	204,2	10:45'43.975
9	10.634	26.874	56.504	57.226	2'31.238P	<b>257,1</b>	10:48'15.213
10	2'14.711	28.629	42.443	42.069	4'07.852P	148,4	10:52'23.065
11	<b>10.588</b>	26.195	<b>41.008</b>	<b>40.878</b>	<b>1'58.669</b>	256,5	10:54'21.734
12	10.636	26.106	41.602	48.840	2'07.184P	254,1	10:56'28.918
13	1'33.670	26.887	45.000	44.002	3'29.559P	195,7	10:59'58.477
14	10.606	<b>26.086</b>	41.266	41.385	1'59.343	242,2	11:01'57.820

**19 VSR (1'56.051)**

Giro	Seg.1	Seg.2	Seg.3	Seg.4	T. Giro	km/h	Local Time
1		29.449	42.741	44.590	120,3		
2	10.815	26.955	42.100	41.689	2'01.559	213,4	10:14'23.946
3	10.574	26.415	42.470	42.736	2'02.195	246,6	10:16'26.141
4	10.549	25.994	39.945	47.503	2'03.991C	247,7	10:18'30.132
5	10.471	25.989	40.974	40.438	1'57.872	252,9	10:20'28.004
6	10.501	<b>24.344</b>	41.017	40.636	1'56.498	254,1	10:22'24.502
7	10.458	24.722	40.730	1'00.281	2'16.191CP	266,7	10:24'40.693
8	17'01.219	28.892	41.792	56.389	19'08.292P	176,5	10:43'48.985
9	42.288	27.954	41.300	47.225	2'38.767P	159,5	10:46'27.752
10	<b>10.400</b>	25.495	40.396	40.731	1'57.022	<b>268,0</b>	10:48'24.774
11	10.419	25.546	40.483	40.254	1'56.702	267,3	10:50'21.476
12	10.482	25.323	42.163	42.040	2'00.008C	237,9	10:52'21.484
13	10.423	25.325	<b>40.146</b>	<b>40.157</b>	<b>1'56.051</b>	266,7	10:54'17.535
14	10.417	25.479	40.983	42.339	1'59.218	257,1	10:56'16.753
15	10.407	25.355	40.210	40.173	1'56.145	<b>268,0</b>	10:58'12.898
16	10.431	25.609	40.955	40.892	1'57.887	260,2	11:00'10.785

**27 Scuderia Baldini (1'55.995)**

Giro	Seg.1	Seg.2	Seg.3	Seg.4	T. Giro	km/h	Local Time
1		30.452	48.514	58.238	181,2		
2	2'03.633	28.008	42.642	42.948	3'57.231P	197,1	10:18'06.517
3	10.536	26.456	43.021	42.204	2'02.217	242,7	10:20'08.734
4	10.474	25.987	40.756	41.033	1'58.250	269,3	10:22'06.984
5	10.749	26.481	42.705	55.190	2'15.125CP	216,0	10:24'22.109
6	17'08.858	28.801	43.331	44.312	19'05.302P	169,3	10:43'27.411
7	10.776	26.641	42.164	46.974	2'06.555P	199,3	10:45'33.966
8	1'49.554	26.472	40.494	40.056	3'36.576P	210,9	10:49'10.542
9	10.395	25.494	40.255	<b>39.851</b>	<b>1'55.995</b>	264,1	10:51'06.537
10	10.406	25.516	40.422	40.019	1'56.363	271,4	10:53'02.900
11	10.396	<b>25.367</b>	40.295	44.075	2'00.133	269,3	10:55'03.033
12	10.637	25.468	<b>40.217</b>	41.746	1'58.068	266,0	10:57'01.101
13	<b>10.364</b>	24.721	41.148	41.411	1'57.644C	<b>272,7</b>	10:58'58.745
14	10.382	25.400	40.564	47.302	2'03.648P	270,7	11:01'02.393

**28 Nova Race Events (2'01.144)**

Giro	Seg.1	Seg.2	Seg.3	Seg.4	T. Giro	km/h	Local Time
1		32.249	46.474	50.590	147,1		
2	12.559	29.502	45.418	46.565	2'14.044	183,1	10:15'36.520
3	11.125	27.943	44.223	43.247	2'06.538	204,5	10:17'43.058
4	10.798	27.531	42.965	42.825	2'04.119	234,8	10:19'47.177
5	10.733	33.390	43.130	43.038	2'10.291C	247,7	10:21'57.468
6	10.817	26.992	42.456	42.730	2'02.995C	228,8	10:24'00.463
7	12.793	34.127	1'20.873	1'39.268	3'47.061CP	152,8	10:27'47.524
8	14'20.059	31.651	45.569	44.934	16'22.213P	165,4	10:44'09.737
9	10.841	26.645	43.851	43.498	2'04.835	222,2	10:46'14.572
10	10.794	26.506	41.936	42.811	2'02.047	250,6	10:48'16.619
11	10.714	26.687	<b>41.488</b>	43.278	2'02.167	<b>255,3</b>	10:50'18.786
12	10.999	27.490	45.818	51.846	2'16.153P	208,9	10:52'34.939
13	2'04.064	28.685	42.286	42.514	3'57.549P	173,1	10:56'32.488
14	10.719	<b>26.363</b>	41.969	42.093	<b>2'01.144</b>	245,5	10:58'33.632
15	<b>10.686</b>	26.489	42.154	<b>42.041</b>	2'01.370	251,7	11:00'35.002

**8 BMW Italia Ceccato Racing (1'58.162)**

Giro	Seg.1	Seg.2	Seg.3	Seg.4	T. Giro	km/h	Local Time
1		29.339	44.415	44.540	177,6		
2	10.885	27.912	43.035	42.474	2'04.306	218,6	10:14'18.950
3	10.699	26.628	42.536	41.654	2'01.517	234,8	10:16'20.467
4	10.682	27.262	41.634	41.753	2'01.331	219,1	10:18'21.798
5	10.867	26.758	42.606	48.027	2'08.258P	199,6	10:20'30.056
6	1'39.740	28.512	42.031	57.708	3'47.991CP	162,9	10:24'18.047
7	17'15.111	28.858	45.263	48.434	19'17.666P	178,5	10:43'35.713
8	11.567	26.863	42.890	42.526	2'03.846	213,0	10:45'39.559
9	10.614	26.711	41.779	41.585	2'00.689	233,8	10:47'40.248
10	10.803	30.311	42.016	51.034	2'14.164P	202,6	10:49'54.412
11	1'37.621	26.725	41.234	41.640	3'27.220P	190,8	10:53'21.632
12	10.539	<b>25.868</b>	41.025	40.730	<b>1'58.162</b>	242,2	10:55'19.794
13	10.527	26.015	41.045	<b>40.582</b>	1'58.169	248,8	10:57'17.963
14	10.542	26.038	<b>40.962</b>	40.723	1'58.265	256,5	10:59'16.228
15	<b>10.526</b>	26.033	41.220	41.023	1'58.802	<b>259,6</b>	11:01'15.030

**12 Tesor Audi Sport Italia**

Giro	Seg.1	Seg.2	Seg.3	Seg.4	T. Giro	km/h	Local Time
1		31.264	43.999	45.120	C	121,3	
2	10.918	26.951	43.313	43.074	2'04.256C	215,6	10:14'35.873
3	10.831	26.694	42.062	41.421	2'01.008C	209,7	10:16'36.881
4	10.621	25.940	41.293	40.959	1'58.813C	260,2	10:18'35.694
5	10.775	27.075	41.409	41.398	2'00.657C	218,2	10:20'36.351
6	10.614	25.894	40.610	40.565	1'57.683C	255,9	10:22'34.034
7	10.655	25.665	<b>40.382</b>	1'08.131	2'24.833CP	261,5	10:24'58.867
8	16'17.322	27.757	41.823	44.434	18'11.336CP	165,1	10:43'10.203
9	10.677	26.063	41.108	40.916	1'58.764C	260,2	10:45'08.967
10	10.539	25.723	40.872	40.709	1'57.843C	264,7	10:47'06.810
11	10.494	25.663	40.608	40.392	1'57.157C	267,3	10:49'03.967
12	<b>10.487</b>	25.724	40.619	47.803	2'04.633CP	<b>268,0</b>	10:51'08.600
13	1'51.036	27.975	42.746	41.839	3'43.596CP	177,3	10:54'52.196
14	10.720	26.366	41.677	40.765	1'59.528C	223,1	10:56'51.724
15	10.542	25.867	40.668	40.706	1'57.783C	255,3	10:58'49.507
16	10.544	<b>25.581</b>	40.433	41.122	1'57.680C	259,0	11:00'47.187

**16 AKM Motorsport (1'58.669)**

Giro	Seg.1	Seg.2	Seg.3	Seg.4	T. Giro	km/h	Local Time
1		35.903	56.007	1'02.866	151,0		
2	1'13.408	29.929	47.522	45.363	3'16.222P	186,9	10:16'34.741
3	10.857	28.174	44.420	46.038	2'09.489	237,9	10:18'44.230
4	10.671	27.446	44.003	44.232	2'06.352	250,0	10:20'50.582
5	11.219	26.867	43.385	43.765	2'05.236	226,4	10:22'55.818

26/10/2024

P = Box In/Out - C = Tempo Invalidato



# ACI Racing Weekend Monza, 26-27 Ottobre 2024

## Campionato Italiano GT Endurance - Analisi Tempi Prove Libere 3

Autodromo Monza 5.793 m

2 / 6

 13 **10.432** 25.761 41.266 **41.368** **1'58.827** 259,6 11:00'07.658

**32 Star Performance (2'03.496)**

Giro	Seg.1	Seg.2	Seg.3	Seg.4	T. Giro	km/h	Local Time
1		33.906	46.440	47.191		124,6	
2	11.022	28.459	44.987	46.180	2'10.648	215,1	10:14'48.874
3	10.816	27.451	44.081	45.139	2'07.487	248,8	10:16'56.361
4	10.746	29.278	44.375	43.909	2'08.308	252,3	10:19'04.669
5	10.743	27.011	43.231	43.015	2'04.000	251,2	10:21'08.669
6	<b>10.720</b>	<b>26.808</b>	43.099	<b>42.869</b>	<b>2'03.496</b>	<b>258,4</b>	10:23'12.165
7	10.870	28.098	49.637	1'04.438	2'33.043CP	213,4	10:25'45.208
8	16'26.779	30.668	46.456	44.320	18'28.223P	171,4	10:44'13.431
9	11.307	27.874	<b>42.907</b>	53.240	2'15.328P	182,4	10:46'28.759

**54 Imperiale Racing (1'58.830)**

Giro	Seg.1	Seg.2	Seg.3	Seg.4	T. Giro	km/h	Local Time
1		30.329	43.180	44.162		117,3	
2	10.953	26.294	42.114	45.580	2'04.941C	251,2	10:15'40.179
3	10.819	27.431	42.656	44.044	2'04.950	257,8	10:17'45.129
4	10.774	26.652	42.275	42.895	2'02.596	242,7	10:19'47.725
5	10.735	26.474	41.108	42.228	2'00.545	254,1	10:21'48.270
6	10.756	26.933	41.726	42.436	2'01.851C	<b>259,6</b>	10:23'50.121
7	10.770	40.076	1'22.602	1'35.485	3'48.933CP	<b>259,6</b>	10:27'39.054
8	14'17.405	30.789	45.406	46.413	16'20.013P	184,9	10:43'59.067
9	11.423	28.634	43.589	44.653	2'08.299	191,8	10:46'07.366
10	10.999	27.908	42.799	44.128	2'05.834	210,1	10:48'13.200
11	10.789	27.304	42.778	44.331	2'05.202	232,8	10:50'18.402
12	10.757	26.992	42.800	53.656	2'14.205P	241,1	10:52'32.607
13	2'02.179	28.279	41.934	42.281	3'54.673P	151,7	10:56'27.280
14	10.729	<b>26.142</b>	41.162	42.374	2'00.407	224,5	10:58'27.687
15	<b>10.634</b>	26.148	<b>40.674</b>	<b>41.374</b>	<b>1'58.830</b>	249,4	11:00'26.517

**33 Star Performance (1'58.259)**

Giro	Seg.1	Seg.2	Seg.3	Seg.4	T. Giro	km/h	Local Time
1		28.302	43.572	42.561		193,2	
2	10.947	26.565	41.730	41.731	2'00.973	236,8	10:14'13.333
3	10.698	25.933	41.384	41.942	1'59.957	259,0	10:16'13.290
4	10.968	26.808	42.574	41.811	2'02.161	187,5	10:18'15.451
5	10.645	25.927	41.026	<b>40.905</b>	1'58.503	<b>264,7</b>	10:20'13.954
6	10.616	25.976	41.136	41.540	1'59.268	250,0	10:22'13.222
7	<b>10.602</b>	<b>25.761</b>	40.705	1'00.313	2'17.381CP	264,1	10:24'30.603
8	17'03.205	27.941	42.343	43.882	18'57.371P	173,1	10:43'27.974
9	10.880	27.747	41.159	41.623	2'01.409C	227,4	10:45'29.383
10	10.681	26.028	41.505	44.878	2'03.092	257,8	10:47'32.475
11	10.635	25.782	<b>40.629</b>	41.213	<b>1'58.259</b>	259,6	10:49'30.734
12	10.691	25.329	40.993	48.530	2'05.543CP	262,1	10:51'36.277
13	1'58.375	31.698	42.927	42.552	3'55.552P	204,9	10:55'31.829
14	10.889	27.041	41.630	42.286	2'01.846	214,3	10:57'33.675
15	10.723	26.594	41.418	42.005	2'00.740	258,4	10:59'34.415
16	10.766	27.006	41.020	42.033	2'00.825C	247,1	11:01'35.240

**55 Nova Race Events (1'57.210)**

Giro	Seg.1	Seg.2	Seg.3	Seg.4	T. Giro	km/h	Local Time
1		31.035	45.559	54.515		166,7	
2	2'02.307	28.465	42.928	42.091	3'55.791P	186,9	10:17'22.814
3	10.526	27.038	41.535	41.010	2'00.109C	259,0	10:19'22.923
4	10.501	26.003	41.021	40.991	1'58.516	257,8	10:21'21.439
5	10.479	26.084	40.880	40.630	1'58.073	262,8	10:23'19.512
6	10.475	25.809	49.358	1'03.381	2'29.023CP	240,5	10:25'48.535
7	16'44.363	29.518	43.637	48.858	18'46.376P	126,9	10:44'34.911
8	10.455	25.887	41.002	40.486	1'57.830	260,9	10:46'32.741
9	<b>10.389</b>	26.032	42.054	1'01.477	2'19.952	261,5	10:48'52.693
10	10.427	<b>25.665</b>	<b>40.751</b>	<b>40.367</b>	<b>1'57.210</b>	<b>266,7</b>	10:50'49.903
11	10.414	25.905	41.051	48.421	2'05.791P	264,1	10:52'55.694
12	1'32.917	26.847	41.212	44.142	3'25.118P	161,2	10:56'20.812
13	10.457	25.833	41.857	40.991	1'59.138	252,9	10:58'19.950
14	10.426	25.793	41.085	41.116	1'58.420	265,4	11:00'18.370

**50 AF Corse (1'58.090)**

Giro	Seg.1	Seg.2	Seg.3	Seg.4	T. Giro	km/h	Local Time
1		33.113	46.566	43.497		123,3	
2	10.773	26.495	42.180	43.763	2'03.211	231,8	10:14'46.971
3	10.815	26.692	41.784	42.294	2'01.585	212,2	10:16'48.556
4	10.491	26.093	41.328	41.583	1'59.495	245,5	10:18'48.051
5	10.698	26.175	41.001	48.741	2'06.615P	211,4	10:20'54.666
6	2'08.663	28.345	43.403	1'05.577	4'25.988CP	164,4	10:25'20.654
7	16'39.975	30.263	42.822	43.268	18'36.328P	143,4	10:43'56.982
8	10.501	26.544	41.134	42.866	2'01.045	248,3	10:45'58.027
9	<b>10.480</b>	25.761	40.904	<b>40.945</b>	<b>1'58.090</b>	244,9	10:47'56.117
10	10.506	26.117	41.113	50.109	2'07.845P	226,9	10:50'03.962
11	3'48.085	27.148	41.696	42.276	5'39.205P	189,1	10:55'43.167
12	10.528	25.866	40.919	41.715	1'59.028	257,8	10:57'42.195
13	10.504	<b>25.706</b>	<b>40.894</b>	41.988	1'59.092	266,7	10:59'41.287
14	10.487	25.914	41.148	41.704	1'59.253C	<b>268,0</b>	11:01'40.540

**63 VSR (1'56.778)**

Giro	Seg.1	Seg.2	Seg.3	Seg.4	T. Giro	km/h	Local Time
1		27.875	42.173	42.662		133,0	
2	10.830	26.653	41.663	41.770	2'00.916	220,4	10:14'16.156
3	10.592	26.258	40.918	41.192	1'58.960	241,6	10:16'15.116
4	10.596	26.334	42.317	41.910	2'01.157	236,8	10:18'16.273
5	10.576	26.295	40.376	44.047	2'01.294	235,8	10:20'17.567
6	10.504	26.096	41.070	44.184	2'01.854	242,7	10:22'19.421
7	10.495	25.831	40.951	59.221	2'16.498CP	254,7	10:24'35.919
8	16'58.617	27.623	42.625	46.626	18'55.491P	161,2	10:43'31.410
9	10.564	26.181	41.527	42.893	2'01.165	250,6	10:45'32.575
10	10.488	26.215	41.179	44.212	2'02.094	246,0	10:47'34.669
11	10.438	25.548	<b>40.310</b>	40.912	1'57.208	268,0	10:49'31.877
12	10.522	25.711	40.516	40.555	1'57.304	264,7	10:51'29.181
13	10.469	<b>25.371</b>	40.506	<b>40.432</b>	<b>1'56.778</b>	267,3	10:53'25.959
14	10.432	28.529	41.043	40.800	2'00.804	262,8	10:55'26.763
15	<b>10.429</b>	26.139	41.510	41.200	1'59.278	<b>269,3</b>	10:57'26.041
16	10.438	25.495	40.547	40.463	1'56.943	267,3	10:59'22.984
17	10.455	25.471	40.989	53.112	2'10.027P	265,4	11:01'33.011

**51 AF Corse (1'58.827)**

Giro	Seg.1	Seg.2	Seg.3	Seg.4	T. Giro	km/h	Local Time
1		34.619	49.990	52.206		147,9	
2	15.274	30.183	45.094	45.450	2'16.001	176,8	10:15'26.553
3	10.757	27.737	42.949	44.838	2'06.281	220,9	10:17'32.834
4	10.729	27.465	42.687	43.410	2'04.291	238,4	10:19'37.125
5	10.707	27.540	43.270	49.069	2'10.586P	222,7	10:21'47.711
6	19'48.839	28.158	43.491	44.991	2'14.5479P	159,1	10:43'33.190
7	11.016	27.051	41.930	48.025	2'08.022	187,8	10:45'41.212
8	10.527	25.880	41.492	41.824	1'59.723	230,3	10:47'40.935
9	10.566	27.329	<b>41.010</b>	48.499	2'07.404P	209,7	10:49'48.339
10	2'26.698	27.302	42.128	42.294	4'18.422P	198,5	10:54'06.761
11	10.560	26.379	41.706	43.041	2'01.686	223,1	10:56'08.447
12	10.453	26.336	41.571	42.024	2'00.384	259,0	10:58'08.831

**66 VSR (1'56.995)**

Giro	Seg.1	Seg.2	Seg.3	Seg.4	T. Giro	km/h	Local Time
1		30.677	46.587	43.140		139,0	
2	10.685	26.310	41.878	41.794	2'00.667	246,0	10:14'55.308
3	10.533	26.230	41.413	42.184	2'00.360	254,1	10:16'55.668
4	10.528	25.954	41.508	41.007	1'58.997	256,5	10:18'54.665

26/10/2024 P = Box In/Out - C = Tempo Invalidato

Powered by FICr PERUGIA TIMING




**ACI Racing Weekend Monza, 26-27 Ottobre 2024**
**Campionato Italiano GT Endurance - Analisi Tempi Prove Libere 3**

Autodromo Monza 5.793 m

3 / 6

5	10.488	25.903	40.827	42.542	1'59.760	248,8	10:20'54.425
6	10.462	25.895	40.990	46.862	2'04.209P	243,8	10:22'58.634
7	19'59.942	26.642	41.085	41.637	2'149.306P	209,3	10:44'47.940
8	10.538	25.689	40.666	40.908	1'57.801	260,2	10:46'45.741
9	10.421	25.667	40.893	40.506	1'57.487	261,5	10:48'43.228
10	10.387	25.601	<b>40.643</b>	47.784	2'04.415P	<b>268,0</b>	10:50'47.643
11	1'47.942	26.079	41.112	46.777	3'41.910P	207,3	10:54'29.553
12	10.514	<b>25.494</b>	40.381	40.306	1'56.695C	241,6	10:56'26.248
13	<b>10.381</b>	25.654	41.055	40.525	1'57.615	259,0	10:58'23.863
14	10.395	25.575	40.941	<b>40.084</b>	<b>1'56.995</b>	252,9	11:00'20.858

99 Tresor Audi Sport Italia							
Giro	Seg.1	Seg.2	Seg.3	Seg.4	T. Giro	km/h	Local Time
1		27.613	43.830	44.274	C	203,8	
2	10.843	27.159	41.524	41.811	2'01.337C	221,3	10:15'53.027
3	10.655	26.360	42.131	41.122	2'00.268C	237,9	10:17'53.295
4	10.612	25.951	40.760	43.264	2'00.587C	259,6	10:19'53.882
5	10.581	26.003	40.865	40.999	1'58.448C	263,4	10:21'52.330
6	10.599	27.747	41.498	45.243	2'05.087C	265,4	10:23'57.417
7	11.061	36.722	1'21.577	1'38.433	3'47.793CP	229,3	10:27'45.210
8	13'29.795	27.602	42.227	42.208	15'21.832CP	203,8	10:43'07.042
9	10.674	26.163	40.600	40.936	1'58.373C	244,9	10:45'05.415
10	10.560	25.812	40.497	41.069	1'57.938C	257,1	10:47'03.353
11	10.534	25.680	40.393	40.672	1'57.279C	260,9	10:49'00.632
12	10.503	25.686	40.301	41.318	1'57.808C	259,6	10:50'58.440
13	10.494	25.734	<b>40.171</b>	40.046	1'56.445C	263,4	10:52'54.885
14	10.481	<b>25.517</b>	39.146	40.580	1'55.724C	<b>266,7</b>	10:54'50.609
15	10.477	25.640	40.395	40.360	1'56.872C	265,4	10:56'47.481
16	<b>10.465</b>	25.688	49.995	41.753	2'07.901C	248,3	10:58'55.382
17	10.478	25.598	40.438	40.483	1'56.997C	266,0	11:00'52.379

75 Colavita Leonardo (2'01.133)							
Giro	Seg.1	Seg.2	Seg.3	Seg.4	T. Giro	km/h	Local Time
1		34.220	48.378	44.709		127,7	
2	11.250	27.973	43.847	43.855	2'06.925	191,5	10:14'52.990
3	10.771	27.120	42.853	43.019	2'03.763	228,8	10:16'56.753
4	10.751	28.497	42.824	42.081	2'04.153	216,9	10:19'00.906
5	10.606	26.554	42.165	41.985	2'01.310	242,7	10:21'02.216
6	10.548	27.263	42.269	48.935	2'09.015P	255,9	10:23'11.231
7	18'42.129	30.736	44.733	44.814	2'042.412P	154,5	10:43'53.643
8	10.718	27.143	42.923	44.857	2'05.641	233,3	10:45'59.284
9	10.965	27.196	43.637	43.365	2'05.163	194,9	10:48'04.447
10	10.663	26.241	41.792	42.437	<b>2'01.133</b>	252,3	10:50'05.580
11	10.601	26.620	43.973	51.880	2'13.074P	<b>261,5</b>	10:52'18.654
12	1'41.317	27.638	41.507	45.027	3'35.489P	188,8	10:55'54.143
13	10.636	26.200	41.922	42.482	2'01.240	240,0	10:57'55.383
14	10.512	30.246	41.717	<b>41.898</b>	2'04.373	245,5	10:59'59.756
15	<b>10.510</b>	<b>26.058</b>	<b>41.504</b>	52.486	2'10.558P	254,7	11:02'10.314

103 Easy Race (1'58.416)							
Giro	Seg.1	Seg.2	Seg.3	Seg.4	T. Giro	km/h	Local Time
1		38.332	49.204	49.495		122,9	
2	11.570	29.900	45.171	46.818	2'13.459	190,1	10:16'07.244
3	10.864	28.095	44.418	45.348	2'08.725	214,7	10:18'15.969
4	10.965	28.838	42.976	43.972	2'06.751	214,3	10:20'22.720
5	10.678	27.728	43.026	43.945	2'05.377	220,4	10:22'28.097
6	10.447	27.746	42.665	1'07.632	2'28.490CP	<b>258,4</b>	10:24'56.587
7	16'30.432	28.800	44.245	44.607	18'28.084P	183,1	10:43'24.671
8	10.499	26.687	41.625	43.796	2'02.607	244,9	10:45'27.278
9	10.520	27.356	42.050	42.884	2'02.810	232,3	10:47'30.088
10	10.450	26.377	41.919	43.037	2'01.783	248,8	10:49'31.871
11	10.537	26.703	42.000	42.446	2'01.686	247,1	10:51'33.557
12	10.417	26.481	41.903	53.161	2'11.962P	250,6	10:53'45.519
13	1'56.741	28.667	42.574	42.286	3'50.268P	178,5	10:57'35.787
14	10.410	<b>25.738</b>	<b>41.322</b>	41.420	1'58.890	236,3	10:59'34.677
15	<b>10.311</b>	25.816	41.333	<b>40.956</b>	<b>1'58.416</b>	252,9	11:01'33.093

77 Nova Race Events (1'57.856)							
Giro	Seg.1	Seg.2	Seg.3	Seg.4	T. Giro	km/h	Local Time
1		33.870	50.659	55.940		109,1	
2	11.916	28.446	44.411	47.225	2'11.998	181,2	10:16'12.166
3	11.415	30.485	43.225	53.237	2'18.362P	181,5	10:18'30.528
4	2'07.808	30.135	44.394	43.903	4'06.240P	135,7	10:22'36.768
5	10.652	27.121	43.738	1'06.408	2'27.919CP	248,3	10:25'04.687
6	17'39.498	29.023	42.958	43.428	19'34.907P	160,5	10:44'39.594
7	10.573	26.297	41.963	41.961	2'00.794	244,9	10:46'40.388
8	10.580	26.323	41.588	42.063	2'00.554	243,2	10:48'40.942
9	10.585	26.044	41.700	41.623	1'59.952	246,6	10:50'40.894
10	10.565	26.204	41.473	40.821	1'59.063	242,2	10:52'39.957
11	10.555	26.029	41.438	44.470	2'02.492	244,9	10:54'42.449
12	<b>10.521</b>	25.893	41.026	41.719	1'59.159	<b>253,5</b>	10:56'41.608
13	10.549	25.996	41.157	41.114	1'58.816	251,7	10:58'40.424
14	10.597	<b>25.777</b>	<b>40.880</b>	<b>40.602</b>	<b>1'57.856</b>	252,9	11:00'38.280

111 Best Lap (2'00.394)							
Giro	Seg.1	Seg.2	Seg.3	Seg.4	T. Giro	km/h	Local Time
1		30.833	45.259	45.540		190,8	
2	10.792	27.703	44.106	43.605	2'06.206	224,1	10:45'52.405
3	10.574	26.954	42.639	42.722	2'02.889	235,3	10:47'55.294
4	10.484	26.288	<b>41.358</b>	42.264	<b>2'00.394</b>	248,8	10:49'55.688
5	10.514	26.532	43.009	43.682	2'03.737	234,8	10:51'59.425
6	10.638	26.999	42.114	<b>41.922</b>	2'01.673	229,3	10:54'01.098
7	10.467	26.419	41.474	42.840	2'01.200	254,7	10:56'02.298
8	<b>10.466</b>	<b>26.131</b>	41.498	42.681	2'00.776	254,7	10:58'03.074
9	10.496	26.373	41.499	43.133	2'01.501	<b>261,5</b>	11:00'04.575

85 Imperiale Racing (1'58.274)							
Giro	Seg.1	Seg.2	Seg.3	Seg.4	T. Giro	km/h	Local Time
1		33.638	48.448	45.961		150,4	
2	11.058	28.695	42.787	42.752	2'05.292	233,3	10:14'57.918
3	10.658	26.861	41.917	50.484	2'09.920P	250,0	10:17'07.838
4	1'38.144	29.351	42.352	41.898	3'31.745P	175,3	10:20'39.583
5	10.577	25.984	41.047	42.150	1'59.758	259,0	10:22'39.341
6	10.576	26.319	41.462	1'06.488	2'24.845CP	250,0	10:25'04.186
7	17'00.586	33.412	51.153	51.036	19'16.187P	163,6	10:44'20.373
8	10.723	27.012	41.736	46.211	2'05.682	243,2	10:46'26.055
9	10.620	26.242	41.055	42.719	2'00.636	248,8	10:48'26.691
10	10.554	<b>25.837</b>	<b>40.499</b>	47.912	2'04.802P	262,8	10:50'31.493
11	1'50.905	29.438	41.792	42.569	3'44.704P	174,2	10:54'16.197
12	10.628	26.173	42.353	42.952	2'02.106	250,0	10:56'18.303
13	10.550	25.844	40.731	<b>41.149</b>	<b>1'58.274</b>	260,2	10:58'16.577
14	<b>10.534</b>	29.239	42.074	41.247	2'03.094	<b>268,0</b>	11:00'19.671

117 EF Racing (2'01.427)							
Giro	Seg.1	Seg.2	Seg.3	Seg.4	T. Giro	km/h	Local Time
1		29.546	44.542	46.951		130,1	
2	11.023	27.700	45.095	46.515	2'10.333	197,4	10:15'36.975
3	11.156	27.297	43.052	42.193	2'03.698	188,8	10:17'40.673
4	10.664	26.449	42.522	<b>41.945</b>	2'01.580	228,3	10:19'42.253
5	10.585	26.510	<b>41.447</b>	42.898	2'01.440	<b>244,3</b>	10:21'43.693
6	<b>10.529</b>	26.734	48.875	54.402	2'20.540CP	<b>244,3</b>	10:24'04.233
7	18'14.449	32.162	45.997	45.627	20'18.235P	155,6	10:44'22.468
8	11.597	27.370	43.111	44.313	2'06.391	188,8	10:46'28.859
9	10.854	26.787	42.450	43.451	2'03.542	214,7	10:48'32.401
10	10.588	<b>26.276</b>	42.049	42.917	2'01.830	231,8	10:50'34.231
11	10.649	26.328	42.436	43.344	2'02.757	223,1	10:52'36.988

26/10/2024

P = Box In/Out - C = Tempo Invalidato



# ACI Racing Weekend Monza, 26-27 Ottobre 2024

## Campionato Italiano GT Endurance - Analisi Tempi Prove Libere 3

Autodromo Monza 5.793 m

**4 / 6**

12	10.633	26.329	41.589	42.876	<b>2'01.427</b>	230,8	10:54'38.415
13	10.614	26.392	42.929	43.631	2'03.566	230,3	10:56'41.981
14	10.775	26.630	42.766	51.477	2'11.648P	211,4	10:58'53.629

7	16'29.958	28.549	43.059	44.841	18'26.407P	154,7	10:43'34.223
8	10.912	27.157	42.425	42.684	2'03.178	203,0	10:45'37.401
9	10.561	26.371	42.148	42.187	2'01.267	233,3	10:47'38.668
10	10.482	26.550	41.789	41.782	2'00.603	239,5	10:49'39.271
11	10.507	26.552	41.406	41.618	2'00.083	253,5	10:51'39.354
12	10.506	<b>25.856</b>	<b>41.306</b>	<b>41.465</b>	<b>1'59.133</b>	254,1	10:53'38.487
13	<b>10.465</b>	25.972	41.317	42.054	1'59.808	<b>257,1</b>	10:55'38.295
14	11.448	26.446	41.832	49.799	2'09.525P	207,3	10:57'47.820

**122 Ebimotors (2'01.261)**

Giro	Seg.1	Seg.2	Seg.3	Seg.4	T. Giro	km/h	Local Time
1		37.095	53.373	52.695		130,3	
2	13.311	32.503	48.717	54.388	2'28.919	171,4	10:16'16.579
3	13.214	32.228	45.998	48.898	2'20.338	199,6	10:18'36.917
4	12.407	29.105	49.872	55.794	2'27.178P	194,6	10:21'04.095
5	2'57.767	42.053	1'21.884	1'37.959	6'39.663CP	126,3	10:27'43.758
6	14'01.839	31.230	45.126	47.610	16'05.805P	171,4	10:43'49.563
7	11.663	28.412	43.536	44.569	2'08.180	194,2	10:45'57.743
8	11.529	27.827	44.976	44.471	2'08.803	194,6	10:48'06.546
9	10.936	27.228	<b>42.003</b>	43.514	2'03.681	208,9	10:50'10.227
10	10.739	26.838	42.742	43.286	2'03.605	228,8	10:52'13.832
11	10.801	27.888	42.936	51.980	2'13.605P	219,5	10:54'27.437
12	1'32.898	27.837	43.185	43.355	3'27.275P	156,1	10:57'54.712
13	10.600	26.406	42.189	<b>42.066</b>	<b>2'01.261</b>	<b>259,0</b>	10:59'55.973
14	<b>10.577</b>	<b>26.182</b>	41.205	41.842	1'59.806C	256,5	11:01'55.779

**182 Formula Racing (1'56.064)**

Giro	Seg.1	Seg.2	Seg.3	Seg.4	T. Giro	km/h	Local Time
1		35.898	56.113	47.532		132,8	
2	11.266	29.753	44.554	44.336	2'09.909	184,6	10:15'11.679
3	10.885	26.878	41.736	42.909	2'02.408	199,3	10:17'14.087
4	10.236	26.213	41.108	41.801	1'59.358	250,0	10:19'13.445
5	10.266	25.984	40.441	41.138	1'57.829	248,8	10:21'11.274
6	10.306	26.012	47.439	43.469	2'07.226	233,8	10:23'18.500
7	10.321	26.477	54.446	1'08.813	2'40.057CP	221,3	10:25'58.557
8	16'33.659	33.291	46.496	46.424	18'39.870P	124,9	10:44'38.427
9	10.178	25.359	39.966	<b>40.561</b>	<b>1'56.064</b>	242,7	10:46'34.491
10	<b>10.070</b>	27.198	45.307	50.467	2'13.042	243,2	10:48'47.533
11	10.079	<b>25.030</b>	<b>39.772</b>	47.740	2'02.621P	<b>251,2</b>	10:50'50.154
12	2'28.084	27.050	41.196	42.702	4'19.032P	191,2	10:55'09.186
13	10.217	25.489	40.110	41.298	1'57.114	237,4	10:57'06.300
14	10.198	25.314	40.441	40.590	1'56.543	236,8	10:59'02.843
15	10.176	25.782	40.817	59.016	2'15.791P	236,3	11:01'18.634

**127 Racevent (2'01.216)**

Giro	Seg.1	Seg.2	Seg.3	Seg.4	T. Giro	km/h	Local Time
1		34.203	51.154	1'00.668		132,5	
2	59.926	31.848	46.511	48.415	3'06.700P	160,5	10:16'32.997
3	10.965	29.241	46.533	47.790	2'14.529	204,9	10:18'47.526
4	11.185	28.499	44.608	47.535	2'11.827	197,4	10:20'59.353
5	10.949	28.207	44.294	47.995	2'11.445	198,9	10:23'10.798
6	11.172	28.560	49.264	1'04.099	2'33.095CP	197,8	10:25'43.893
7	16'15.418	33.336	47.013	46.449	18'22.216P	146,1	10:44'06.109
8	10.875	28.209	48.640	47.751	2'15.475	213,0	10:46'21.584
9	10.827	27.878	43.645	45.078	2'07.428	208,5	10:48'29.012
10	10.674	27.238	42.953	43.235	2'04.100	230,8	10:50'33.112
11	10.659	26.788	42.959	57.276	2'17.682P	230,3	10:52'50.794
12	2'02.782	27.083	42.064	42.851	3'54.780P	200,7	10:56'45.574
13	<b>10.601</b>	26.843	<b>41.488</b>	<b>42.284</b>	<b>2'01.216</b>	233,3	10:58'46.790
14	<b>10.601</b>	<b>26.653</b>	41.935	43.140	2'02.329	<b>239,5</b>	11:00'49.119

**183 Formula Racing (1'56.563)**

Giro	Seg.1	Seg.2	Seg.3	Seg.4	T. Giro	km/h	Local Time
1		29.680	42.198	42.820		116,8	
2	10.281	25.871	40.650	42.430	1'59.232	231,8	10:16'09.637
3	10.093	26.619	40.584	45.152	2'02.448	256,5	10:18'12.085
4	10.075	25.422	40.614	42.307	1'58.418	249,4	10:20'10.503
5	10.057	<b>25.230</b>	40.320	<b>40.956</b>	<b>1'56.563</b>	249,4	10:22'07.066
6	<b>9.990</b>	25.971	<b>40.260</b>	56.446	2'12.667CP	260,2	10:24'19.733
7	17'10.517	29.256	43.103	43.885	19'06.761P	180,6	10:43'26.494
8	10.934	28.971	44.212	44.120	2'08.237	193,5	10:45'34.731
9	10.548	28.081	41.599	42.926	2'03.154	223,6	10:47'37.885
10	10.197	31.726	41.135	42.248	2'05.306	246,6	10:49'43.191
11	10.329	28.414	55.195	42.451	2'16.389	238,9	10:51'59.580
12	10.188	26.002	40.821	41.876	1'58.887	250,6	10:53'58.467
13	10.143	25.430	41.973	42.560	2'00.106	242,7	10:55'58.573
14	10.260	26.190	41.041	42.804	2'00.295	229,3	10:57'58.868
15	10.079	28.861	41.203	42.075	2'02.218	<b>264,1</b>	11:00'01.086

**202 HC Racing Division (2'00.752)**

Giro	Seg.1	Seg.2	Seg.3	Seg.4	T. Giro	km/h	Local Time
1		32.678	52.142	50.861		132,5	
2	11.934	28.376	44.535	45.349	2'10.194	184,3	10:15'16.507
3	11.289	30.811	43.249	44.840	2'10.189C	201,1	10:17'26.696
4	10.887	27.271	42.533	51.374	2'12.065P	209,3	10:19'38.761
5	1'32.515	29.114	42.770	45.287	3'29.686P	186,2	10:23'08.447
6	10.725	26.990	45.789	55.396	2'18.900CP	214,3	10:25'27.347
7	16'08.141	28.087	44.170	45.101	18'05.499P	155,8	10:43'32.846
8	10.849	26.730	42.523	43.668	2'03.770	206,1	10:45'36.616
9	10.519	30.295	43.251	42.579	2'06.644C	237,4	10:47'43.260
10	10.438	26.352	42.406	49.275	2'08.471CP	257,1	10:49'51.731
11	2'04.010	29.031	47.629	43.205	4'03.875P	163,6	10:53'55.606
12	10.539	26.536	42.629	42.394	2'02.098	231,3	10:55'57.704
13	<b>10.414</b>	30.518	42.978	42.959	2'06.869C	<b>257,8</b>	10:58'04.573
14	10.503	<b>26.183</b>	<b>42.090</b>	<b>41.976</b>	<b>2'00.752</b>	240,0	11:00'05.325

**177 Speed Lover (1'59.133)**

Giro	Seg.1	Seg.2	Seg.3	Seg.4	T. Giro	km/h	Local Time
1		37.385	54.778	47.880		136,9	
2	11.969	29.528	44.419	51.812	2'17.728P	166,2	10:15'17.696
3	1'21.037	27.940	42.892	44.388	3'16.257P	204,2	10:18'33.953
4	10.821	27.307	41.934	43.135	2'03.197	223,6	10:20'37.150
5	10.674	26.917	41.829	42.701	2'02.121	238,9	10:22'39.271
6	11.006	27.458	42.170	1'07.911	2'28.545CP	195,3	10:25'07.816

26/10/2024 P = Box In/Out - C = Tempo Invalidato







# ACI Racing Weekend Monza, 26-27 Ottobre 2024

## Campionato Italiano GT Endurance - Analisi Tempi Prove Libere 3

Autodromo Monza 5.793 m

**5 / 6**
**207 Invictus Corse (2'03.280)**

Giro	Seg.1	Seg.2	Seg.3	Seg.4	T. Giro	km/h	Local Time
1		32.408	46.379	46.566		123,3	
2	11.015	28.335	45.015	46.102	2'10.467	210,5	10:14'45.846
3	10.880	27.375	44.929	44.781	2'07.965C	214,3	10:16'53.811
4	10.730	27.349	43.896	44.050	2'06.025	228,3	10:18'59.836
5	10.673	26.855	<b>42.540</b>	44.139	2'04.207	232,8	10:21'04.043
6	10.703	27.160	43.383	44.990	2'06.236	217,7	10:23'10.279
7	10.708	27.425	44.648	59.593	2'22.374CP	230,8	10:25'32.653
8	16'30.486	31.771	45.845	46.890	18'34.992P	146,3	10:44'07.645
9	10.930	28.184	44.965	44.862	2'08.941	216,0	10:46'16.586
10	10.725	26.862	43.350	44.030	2'04.967	235,3	10:48'21.553
11	10.712	<b>26.405</b>	42.766	<b>43.397</b>	<b>2'03.280</b>	237,9	10:50'24.833
12	10.832	26.772	46.280	54.614	2'18.498CP	230,3	10:52'43.331
13	2'17.724	32.216	44.035	45.437	4'19.412P	155,0	10:57'02.743
14	10.740	32.944	43.300	44.027	2'11.011C	233,8	10:59'13.754
15	<b>10.602</b>	31.856	44.515	55.289	2'22.262CP	<b>263,4</b>	11:01'36.016

8	16'12.635	31.703	46.034	44.598	18'14.970P	153,4	10:43'25.949
9	11.176	27.490	43.991	45.464	2'08.121	204,2	10:45'34.070
10	10.809	27.973	41.244	43.583	2'03.609C	220,9	10:47'37.679
11	10.743	26.804	43.375	43.829	2'04.751	240,0	10:49'42.430
12	10.681	28.586	1'04.187	43.377	2'26.831	235,8	10:52'09.261
13	10.617	26.459	43.207	43.271	2'03.554	246,6	10:54'12.815
14	10.645	27.098	43.235	45.251	2'06.229	241,1	10:56'19.044
15	10.724	27.004	42.997	42.862	2'03.587	220,4	10:58'22.631
16	10.587	<b>26.316</b>	42.904	43.084	2'02.891	<b>250,0</b>	11:00'25.522

**225 ZRS Motorsport (2'03.622)**

Giro	Seg.1	Seg.2	Seg.3	Seg.4	T. Giro	km/h	Local Time
1		33.173	46.786	47.340		137,6	
2	12.383	29.403	44.751	45.404	2'11.941	163,1	10:14'43.924
3	10.911	27.466	43.260	54.171	2'15.808P	213,0	10:16'59.732
4	1'44.696	32.549	47.881	48.079	3'53.205P	127,5	10:20'52.937
5	10.662	<b>26.665</b>	43.080	<b>43.215</b>	<b>2'03.622</b>	236,3	10:22'56.559
6	<b>10.611</b>	27.325	43.259	1'07.926	2'29.121CP	244,9	10:25'25.680
7	16'26.478	32.990	46.050	45.654	18'31.172P	154,5	10:43'56.852
8	10.947	28.105	44.000	44.621	2'07.673	228,3	10:46'04.525
9	10.726	27.249	43.414	43.802	2'05.191	241,6	10:48'09.716
10	10.673	27.419	<b>42.851</b>	43.588	2'04.531	240,5	10:50'14.247
11	10.689	27.491	49.638	56.727	2'24.545P	235,3	10:52'38.792
12	1'34.392	34.099	45.431	48.470	3'42.392P	131,5	10:56'21.184
13	10.894	27.462	44.266	46.418	2'09.040	237,4	10:58'30.224
14	10.776	27.204	43.539	45.618	2'07.137	<b>249,4</b>	11:00'37.361

**212 Best Lap (1'59.928)**

Giro	Seg.1	Seg.2	Seg.3	Seg.4	T. Giro	km/h	Local Time
1		33.283	49.431	51.375		147,5	
2	11.617	28.321	45.151	46.173	2'11.262	205,7	10:15'22.497
3	10.795	27.087	43.030	44.268	2'05.180	212,2	10:17'27.677
4	10.815	27.119	42.615	43.638	2'04.187	204,5	10:19'31.864
5	10.596	26.135	41.896	42.188	2'00.815	244,9	10:21'32.679
6	10.465	<b>25.831</b>	<b>41.589</b>	42.043	<b>1'59.928</b>	<b>259,6</b>	10:23'32.607
7	10.521	26.822	44.326	1'11.732	2'33.401CP	239,5	10:26'06.008
8	15'42.803	30.438	43.737	44.022	17'41.000P	150,0	10:43'47.008
9	10.914	27.268	42.620	42.983	2'03.785	211,4	10:45'50.793
10	10.485	25.928	42.372	42.583	2'01.368C	244,9	10:47'52.161
11	10.653	26.485	41.869	43.210	2'02.217C	217,7	10:49'54.378
12	10.582	26.217	45.913	56.875	2'19.587P	232,8	10:52'13.965
13	2'18.047	27.938	42.279	42.325	4'10.589P	181,2	10:56'24.554
14	<b>10.410</b>	26.262	41.843	42.995	2'01.510	255,9	10:58'26.064
15	10.428	26.436	41.727	<b>41.718</b>	2'00.309	251,7	11:00'26.373

**232 LEMA Racing (2'08.333)**

Giro	Seg.1	Seg.2	Seg.3	Seg.4	T. Giro	km/h	Local Time
1		36.710	53.742	52.036		115,9	
2	12.002	29.627	47.874	47.360	2'16.863	182,4	10:15'15.553
3	10.927	28.974	45.236	45.846	2'10.983	225,0	10:17'26.536
4	11.506	29.295	44.219	44.812	2'09.832	183,7	10:19'36.368
5	<b>10.736</b>	27.970	45.133	<b>44.494</b>	<b>2'08.333</b>	<b>236,8</b>	10:21'44.701

**217 EF Racing (2'02.411)**

Giro	Seg.1	Seg.2	Seg.3	Seg.4	T. Giro	km/h	Local Time
1		31.273	46.767	48.179		154,5	
2	13.711	30.179	46.061	46.939	2'16.890	178,2	10:15'35.196
3	11.250	28.580	44.866	46.522	2'11.218	191,8	10:17'46.414
4	11.771	29.012	43.141	45.694	2'09.618	172,5	10:19'56.032
5	10.813	29.115	43.857	44.690	2'08.475	229,8	10:22'04.507
6	10.698	27.792	44.553	1'00.642	2'23.685CP	<b>230,8</b>	10:24'28.192
7	17'12.667	30.196	46.159	44.840	19'13.862P	177,6	10:43'42.054
8	10.864	27.419	43.123	43.429	2'04.835	202,6	10:45'46.889
9	10.754	27.170	43.024	43.552	2'04.500	204,5	10:47'51.389
10	10.707	27.565	42.413	44.915	2'05.600	211,4	10:49'56.989
11	10.670	26.903	44.143	43.700	2'05.416	214,7	10:52'02.405
12	10.811	27.088	42.530	42.685	2'03.114	197,1	10:54'05.519
13	10.665	26.793	42.187	43.175	2'02.820	213,0	10:56'08.339
14	11.261	<b>26.625</b>	<b>42.040</b>	42.485	<b>2'02.411</b>	201,5	10:58'10.750
15	<b>10.618</b>	26.909	42.720	<b>42.304</b>	2'02.551	218,2	11:00'13.301

**251 SR&R (2'02.076)**

Giro	Seg.1	Seg.2	Seg.3	Seg.4	T. Giro	km/h	Local Time
1		34.868	47.956	49.518		120,7	
2	11.318	29.129	44.774	48.185	2'13.406	204,5	10:16'11.324
3	11.082	28.087	44.464	45.180	2'08.813	216,0	10:18'20.137
4	10.940	27.947	44.124	44.821	2'07.832	219,5	10:20'27.969
5	11.071	27.886	43.389	43.716	2'06.062	215,6	10:22'34.031
6	10.937	27.846	43.035	1'05.536	2'27.354CP	222,2	10:25'01.385
7	17'22.843	30.230	44.517	45.433	19'23.023P	151,5	10:44'24.408
8	11.289	27.604	42.922	44.488	2'06.303	188,5	10:46'30.711
9	10.781	26.993	43.354	43.611	2'04.739	226,9	10:48'35.450
10	10.631	26.945	42.822	42.956	2'03.354	250,0	10:50'38.804
11	10.653	27.567	45.103	56.417	2'19.740P	<b>251,2</b>	10:52'58.544
12	1'45.931	28.130	42.929	42.776	3'39.766P	191,8	10:56'38.310
13	<b>10.602</b>	<b>26.461</b>	<b>42.410</b>	42.603	<b>2'02.076</b>	241,6	10:58'40.386
14	10.991	26.536	42.465	<b>42.265</b>	2'02.257	225,0	11:00'42.643

**255 Reparto Corse RAM (1'59.675)**

Giro	Seg.1	Seg.2	Seg.3	Seg.4	T. Giro	km/h	Local Time
1		32.293	46.290	46.678		137,6	
2	11.032	28.623	43.872	44.456	2'07.983	205,3	10:14'35.336
3	11.357	31.701	43.025	43.663	2'09.746	175,6	10:16'45.082
4	10.549	26.481	42.801	42.995	2'02.826	233,8	10:18'47.908
5	<b>10.331</b>	27.112	42.416	43.168	2'03.027	252,9	10:20'50.935
6	10.393	26.062	41.865	42.629	2'00.949	249,4	10:22'51.884
7	10.461	25.925	43.044	1'05.912	2'25.342CP	238,4	10:25'17.226
8	16'11.245	29.698	46.145	47.636	18'14.724P	177,6	10:43'31.950
9	10.693	26.727	42.536	43.636	2'03.592	209,7	10:45'35.542

26/10/2024

P = Box In/Out - C = Tempo Invalidato

Powered by FICR PERUGIA TIMING





Autodromo Monza 5.793 m

6 / 6

## ACI Racing Weekend Monza, 26-27 Ottobre 2024

### Campionato Italiano GT Endurance - Analisi Tempi Prove Libere 3

10	10.539	37.987	42.755	42.077	2'13.358	228,3	10:47'48.900
11	10.429	26.192	42.510	43.265	2'02.396	232,8	10:49'51.296
12	10.424	<b>25.690</b>	43.352	41.733	2'01.199	248,8	10:51'52.495
13	10.448	26.054	41.728	42.202	2'00.432	236,8	10:53'52.927
14	10.465	26.044	<b>41.380</b>	41.786	<b>1'59.675</b>	244,9	10:55'52.602
15	10.486	25.920	41.836	<b>41.504</b>	1'59.746	236,8	10:57'52.348
16	10.429	28.104	43.353	42.768	2'04.654	<b>259,6</b>	10:59'57.002
17	10.411	25.905	42.325	41.992	2'00.633	241,1	11:01'57.635

#### 272 DL Racing (1'58.839)

Giro	Seg.1	Seg.2	Seg.3	Seg.4	T. Giro	km/h	Local Time
1		37.245	58.099	56.561		114,3	
2	16.443	33.337	49.196	53.186	2'32.162	137,2	10:15'41.654
3	14.366	30.925	46.923	48.452	2'20.666	164,1	10:18'02.320
4	12.468	28.045	44.855	44.791	2'10.159	187,5	10:20'12.479
5	10.754	27.215	42.977	43.612	2'04.558	219,5	10:22'17.037
6	10.608	26.842	42.855	1'00.681	2'20.986CP	245,5	10:24'38.023
7	16'46.618	29.741	45.368	45.680	18'47.407P	182,7	10:43'25.430
8	10.741	27.505	44.489	43.687	2'06.422	226,9	10:45'31.852
9	10.569	26.630	42.898	44.438	2'04.535C	240,5	10:47'36.387
10	10.488	26.669	42.055	41.408	2'00.620	260,9	10:49'37.007
11	10.507	26.287	41.795	41.542	2'00.131	252,3	10:51'37.138
12	<b>10.444</b>	26.029	41.158	41.364	1'58.995	261,5	10:53'36.133
13	10.495	26.028	41.450	43.084	2'01.057	263,4	10:55'37.190
14	10.486	26.062	41.046	41.524	1'59.118	<b>264,1</b>	10:57'36.308
15	10.502	<b>25.995</b>	41.165	48.669	2'06.331	256,5	10:59'42.639
16	10.507	26.046	<b>40.937</b>	<b>41.349</b>	<b>1'58.839</b>	261,5	11:01'41.478

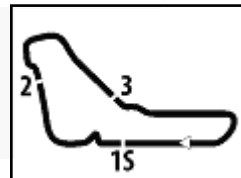
#### 292 AMAG First Rennsport (1'58.606)

Giro	Seg.1	Seg.2	Seg.3	Seg.4	T. Giro	km/h	Local Time
1		37.472	53.558	54.779		132,2	
2	16.812	31.812	48.157	50.876	2'27.657	160,0	10:15'43.192
3	14.085	31.757	53.872	1'06.746	2'46.460P	126,6	10:18'29.652
4	4'54.193	30.948	56.856	1'09.206	7'31.203CP	138,6	10:26'00.855
5	15'38.341	29.346	43.637	46.768	17'38.092P	175,6	10:43'38.947
6	10.912	27.012	42.176	43.119	2'03.219	210,9	10:45'42.166
7	10.773	26.828	41.790	45.321	2'04.712	215,1	10:47'46.878
8	10.576	25.872	41.469	41.747	1'59.664	243,2	10:49'46.542
9	10.538	25.892	44.902	41.533	2'02.865	247,1	10:51'49.407
10	10.564	25.964	41.310	<b>40.959</b>	1'58.797	242,2	10:53'48.204
11	10.539	<b>25.799</b>	41.218	41.154	1'58.710	259,0	10:55'46.914
12	<b>10.516</b>	25.908	<b>41.094</b>	41.088	<b>1'58.606</b>	<b>263,4</b>	10:57'45.520
13	10.529	25.839	41.323	45.593	2'03.284	257,8	10:59'48.804
14	10.529	25.837	41.142	41.145	1'58.653	259,6	11:01'47.457

26/10/2024

P = Box In/Out - C = Tempo Invalidato





Autodromo Monza 5.793 m

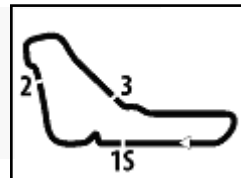
## ACI Racing Weekend Monza, 26-27 Ottobre 2024

### Campionato Italiano GT Endurance - Pit Times Prove Libere 3

No.	Concorrente	Auto		Orario Locale	Pit Time
7	BMW Italia Ceccato Racing	S.COMANDINI	USCITA BOX	10:10'14.584	
			INGRESSO BOX	10:24'55.310	
			USCITA BOX	10:41'08.255	16'12.945
			INGRESSO BOX	10:53'11.405	
			USCITA BOX	10:54'51.559	1'40.154
8	BMW Italia Ceccato Racing	M.CASSARÀ	INGRESSO BOX	10:20'24.827	
			USCITA BOX	10:21'56.125	1'31.298
			INGRESSO BOX	10:24'12.754	
			USCITA BOX	10:41'21.567	17'08.813
			INGRESSO BOX	10:49'49.200	
12	Tresor Audi Sport Italia	R.MAZZOLA	USCITA BOX	10:10'20.015	
			INGRESSO BOX	10:24'51.355	
			USCITA BOX	10:41'05.179	16'13.824
			INGRESSO BOX	10:51'03.321	
			USCITA BOX	10:52'48.204	1'44.883
16	AKM Motorsport	G.SANDRUCCI	USCITA BOX	10:10'31.092	
			INGRESSO BOX	10:13'13.267	
			USCITA BOX	10:14'20.956	1'07.689
			INGRESSO BOX	10:25'15.925	
			USCITA BOX	10:41'30.195	16'14.270
			INGRESSO BOX	10:48'09.908	
			USCITA BOX	10:50'19.296	2'09.388
19	VSR	R.CAZZANIGA	USCITA BOX	10:10'13.139	
			INGRESSO BOX	10:24'35.098	
			USCITA BOX	10:41'31.296	16'56.198
			INGRESSO BOX	10:43'43.123	
			USCITA BOX	10:44'17.966	34.843
27	Scuderia Baldini	G.FISICHELLA	USCITA BOX	10:11'39.917	
			INGRESSO BOX	10:14'04.046	
			USCITA BOX	10:16'01.562	1'57.516
			INGRESSO BOX	10:24'16.383	
			USCITA BOX	10:41'20.447	17'04.064
			INGRESSO BOX	10:45'28.687	
			USCITA BOX	10:47'13.539	1'44.852
28	Nova Race Events	F.FERRI	USCITA BOX	10:11'01.280	
			INGRESSO BOX	10:27'42.034	
			USCITA BOX	10:41'56.799	14'14.765
			INGRESSO BOX	10:52'29.312	
			USCITA BOX	10:54'28.651	1'59.339
32	Star Performance	S.MUR	USCITA BOX	10:10'18.600	
			INGRESSO BOX	10:25'39.059	
			USCITA BOX	10:42'01.059	16'22.000
			INGRESSO BOX	10:46'23.456	
33	Star Performance	M.PAVLOVIC	USCITA BOX	10:10'05.734	
			INGRESSO BOX	10:24'23.237	
			USCITA BOX	10:41'22.607	16'59.370
			INGRESSO BOX	10:51'30.966	
			USCITA BOX	10:53'24.962	1'53.996





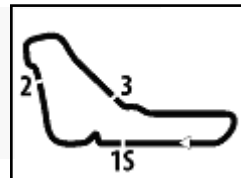


Autodromo Monza 5.793 m

## ACI Racing Weekend Monza, 26-27 Ottobre 2024

### Campionato Italiano GT Endurance - Pit Times Prove Libere 3

No.	Concorrente	Auto		Orario Locale	Pit Time				
99	Tresor Audi Sport Italia	L.MONCINI	USCITA BOX	10:11'45.640	13'24.230				
			INGRESSO BOX	10:27'39.833					
			USCITA BOX	10:41'04.063					
103	Easy Race	V.POSTIGLIONE	USCITA BOX	10:11'19.208	16'26.069				
			INGRESSO BOX	10:24'49.648					
			USCITA BOX	10:41'15.717					
			INGRESSO BOX	10:53'40.054					
			USCITA BOX	10:55'31.954					
111	Best Lap	L.DEMARCHI	USCITA BOX	10:41'33.010					
117	EF Racing	V.PIRIA	USCITA BOX	10:11'13.063	18'07.158				
			INGRESSO BOX	10:23'58.431					
			INGRESSO BOX	10:58'48.061					
122	Ebimotors	G.NICOLOSI	USCITA BOX	10:11'10.176	2'49.601				
			INGRESSO BOX	10:20'58.589					
			USCITA BOX	10:23'48.190					
			INGRESSO BOX	10:27'38.288					
			USCITA BOX	10:41'34.124					
			INGRESSO BOX	10:54'22.022					
127	Racevent	P.CALCAGNO	USCITA BOX	10:10'47.839	53.924				
			INGRESSO BOX	10:13'20.771					
			USCITA BOX	10:14'14.695					
			INGRESSO BOX	10:25'37.941					
			USCITA BOX	10:41'46.233					
			INGRESSO BOX	10:52'44.564					
172	DL Racing	L.SEGÙ	USCITA BOX	10:10'21.488	16'42.449				
			INGRESSO BOX	10:24'27.715					
			USCITA BOX	10:41'10.164					
			INGRESSO BOX	10:57'18.740					
			177	Speed Lover		G.RENMANS	USCITA BOX	10:10'26.543	1'15.968
							INGRESSO BOX	10:15'12.229	
USCITA BOX	10:16'28.197								
INGRESSO BOX	10:25'01.115								
USCITA BOX	10:41'26.729								
INGRESSO BOX	10:57'42.454								
182	Formula Racing	W.VAN DER VORM	USCITA BOX	10:10'29.370	16'27.373				
			INGRESSO BOX	10:25'51.685					
			USCITA BOX	10:42'19.058					
			INGRESSO BOX	10:50'44.904					
			USCITA BOX	10:53'07.438					
			INGRESSO BOX	11:01'05.919					
183	Formula Racing	R.ACOSTA	USCITA BOX	10:12'03.597	17'04.223				
			INGRESSO BOX	10:24'14.253					
			USCITA BOX	10:41'18.476					
202	HC Racing Division	F.D'AURIA	USCITA BOX	10:10'37.598	1'27.572				
			INGRESSO BOX	10:19'33.452					
			USCITA BOX	10:21'01.024					
			INGRESSO BOX	10:25'21.755					
			USCITA BOX	10:41'24.489					
			INGRESSO BOX	10:49'46.497					



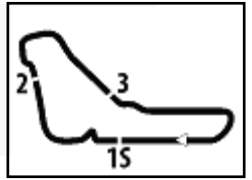
Autodromo Monza 5.793 m

## ACI Racing Weekend Monza, 26-27 Ottobre 2024

### Campionato Italiano GT Endurance - Pit Times Prove Libere 3

No.	Concorrente	Auto		Orario Locale	Pit Time	
202	HC Racing Division	F.D'AURIA	USCITA BOX	10:51'44.303	1'57.806	
207	Invictus Corse	A.MENDEZ	USCITA BOX	10:10'17.346	16'23.463	
			INGRESSO BOX	10:25'26.330		
			USCITA BOX	10:41'49.793		
			INGRESSO BOX	10:52'37.784		
			USCITA BOX	10:54'49.000		
			INGRESSO BOX	11:01'26.544	2'11.216	
212	Best Lap	P.AGOGLIA	USCITA BOX	10:10'44.391	15'39.123	
			INGRESSO BOX	10:25'57.740		
			USCITA BOX	10:41'36.863		
			INGRESSO BOX	10:52'08.586		
			USCITA BOX	10:54'21.842		2'13.256
217	EF Racing	S.VAN DER SLOOT	USCITA BOX	10:10'59.677	17'07.360	
			INGRESSO BOX	10:24'22.014		
			USCITA BOX	10:41'29.374		
224	ZRS Motorsport	L.RANGONI	USCITA BOX	10:10'07.990	16'06.238	
			INGRESSO BOX	10:25'05.683		
			USCITA BOX	10:41'11.921		
225	ZRS Motorsport	L.MICALE	USCITA BOX	10:10'12.336	1'37.371	
			INGRESSO BOX	10:16'54.455		
			USCITA BOX	10:18'31.826		
			INGRESSO BOX	10:25'18.550		
			USCITA BOX	10:41'40.151		16'21.601
			INGRESSO BOX	10:52'33.581		
			USCITA BOX	10:53'58.680	1'25.099	
232	LEMA Racing	M.KOSIC	USCITA BOX	10:10'22.703		
251	SR&R	N.RISITANO	USCITA BOX	10:11'31.558	17'19.179	
			INGRESSO BOX	10:24'53.590		
			USCITA BOX	10:42'12.769		
			INGRESSO BOX	10:52'52.559		
			USCITA BOX	10:54'34.008		1'41.449
255	Reparto Corse RAM	G.PARISOTTO	USCITA BOX	10:10'09.113	16'06.587	
			INGRESSO BOX	10:25'10.564		
			USCITA BOX	10:41'17.151		
272	DL Racing	A.MAINETTI	USCITA BOX	10:10'23.930	16'41.341	
			INGRESSO BOX	10:24'32.618		
			USCITA BOX	10:41'13.959		
292	AMAG First Rennsport	M.KNEZ	USCITA BOX	10:10'35.296	4'46.520	
			INGRESSO BOX	10:18'24.262		
			USCITA BOX	10:23'10.782		
			INGRESSO BOX	10:25'54.333		
			USCITA BOX	10:41'28.050		15'33.717

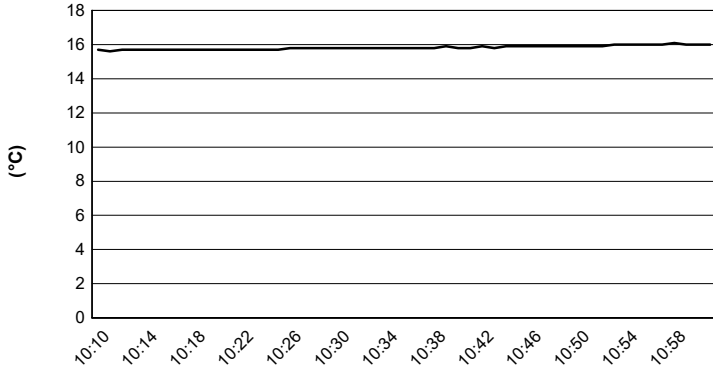




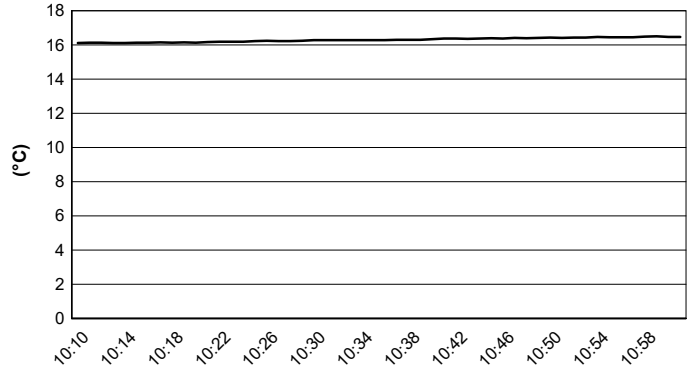
Autodromo Monza 5.793 m

**ACI Racing Weekend Monza, 26-27 Ottobre 2024**  
**Campionato Italiano GT Endurance - Meteo Prove Libere 3**  
Session started 10:10 - Session ended 11:02

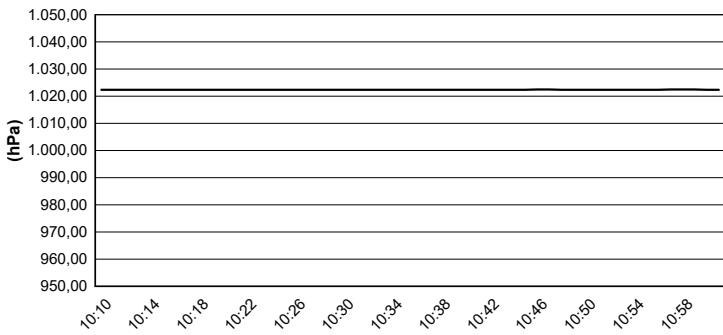
### Air Temperature



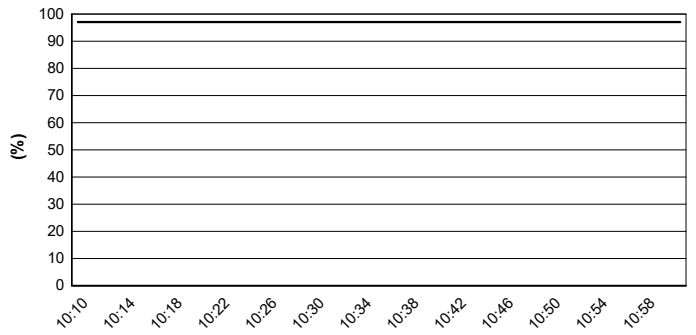
### Track Temperature



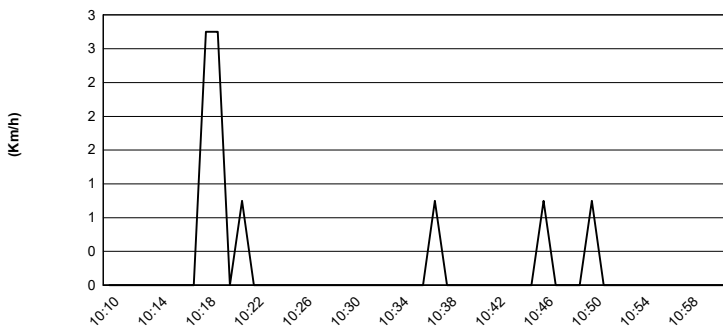
### Air Pressure



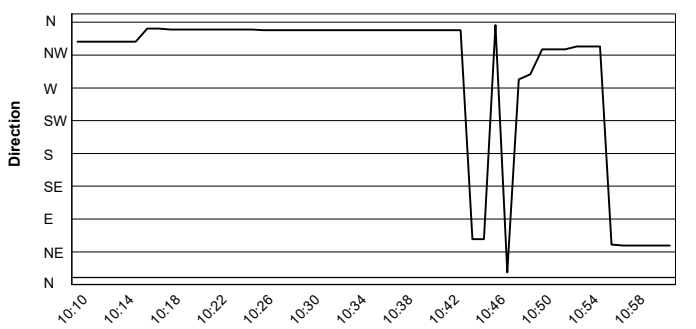
### Humidity



### Wind Speed



### Wind Direction



26/10/2024

