

ACI Racing Weekend Monza, 26-27 Ottobre 2024

Campionato Italiano GT Endurance - Classifica Qualifiche 3 GTCup

Autodromo Monza 5.793 m

1 / 2

Num.	Conduuttore	Naz	Concorrente	Team	Auto	Classe	Tempo	Dist.	Rel.	Giri
1	183 BONANOMI Marco	ITA	Formula Racing	Formula Racing (DNK)	Ferrari 296 Challenge	GTC-GTC1	1'54.028			4
2	182 RUGOLO Michele	ITA	Formula Racing	Formula Racing (DNK)	Ferrari 296 Challenge	GTC-GTC1	1'54.159	0.131	0.131	4
3	111 PATRINICOLA Simone	ITA	Best Lap	Best Lap (ITA)	Ferrari 488 Challenge Evo	GTC-GTC1	1'58.959	4.931	4.800	4
4	177 RENMANS Gilles	BEL	Speed Lover	Double TT Racing	Ferrari 488 Challenge Evo	GTC-GTC1	1'59.180	5.152	0.221	4
5	122 CAZZANIGA Daniele	ITA	Ebimotors	Ebimotors (ITA)	Porsche 911 Cup 992	GTC-GTC2	1'59.452	5.424	0.272	4
6	202 D'AURIA Ferdinando	ITA	HC Racing Division	HC Racing Division (ITA)	Lamborghini Huracán ST EVO 2	GTC-GTC1	1'59.621	5.593	0.169	4
7	117 MEZZETTI William	ITA	EF Racing	EF Racing (ITA)	Porsche 911 R 992	GTC-GTC2	1'59.852	5.824	0.231	3
8	212 CARBONI Gianluca	ITA	Best Lap	Best Lap (ITA)	Ferrari 488 Challenge Evo	GTC-GTC1	2'00.016	5.988	0.164	4
9	272 RIVA Giacomo	ITA	DL Racing	DL Racing (ITA)	Lamborghini Huracán ST EVO 2	GTC-GTC1	2'00.098	6.070	0.082	4
10	251 SCHOFIELD Lyle	IRL	SR&R	SR&R (ITA)	Ferrari 488 Challenge Evo	GTC-GTC1	2'00.108	6.080	0.010	4
11	255 PARISOTTO Giacomo	ITA	Reparto Corse RAM	Reparto Corse RAM (ITA)	Ferrari 488 Challenge Evo	GTC-GTC1	2'00.384	6.356	0.276	4
12	103 LA MAZZA Francesco	ITA	Easy Race	Easy Race (ITA)	Ferrari 488 Challenge Evo	GTC-GTC1	2'00.869	6.841	0.485	4
13	217 VAN DER SLOOT Sandra	NLD	EF Racing	EF Racing (ITA)	Porsche 911 Cup 992	GTC-GTC2	2'01.023	6.995	0.154	4
14	207 BARBOLINI Edoardo	ITA	Invictus Corse	Invictus Corse	Lamborghini Huracán ST EVO 2	GTC-GTC1	2'01.362	7.334	0.339	4
15	224 MOSCONE Pierluigi	ITA	ZRS Motorsport	ZRS Motorsport (ITA)	Porsche 911 Cup 992	GTC-GTC2	2'01.616	7.588	0.254	4
16	225 PRESTIPINO Paolo	ITA	ZRS Motorsport	ZRS Motorsport (ITA)	Porsche 911 Cup 992	GTC-GTC2	2'02.547	8.519	0.931	4
17	292 KNEZ Matej	SVN	AMAG First Rennsport	Centri Porsche Ticino (CHE)	Porsche 911 Cup 992	GTC-GTC2	2'02.678	8.650	0.131	4
18	127 SONZOGNI Jenny	ITA	Racevent	Racevent (ITA)	Porsche 911 Cup 992	GTC-GTC2	2'04.102	10.074	1.424	4
19	172 CAIOLA Alessio	ITA	DL Racing	DL Racing (ITA)	Lamborghini Huracán ST EVO 2	GTC-GTC1				0
20	232 KOSIC Matej	SVN	LEMA Racing	LEMA Racing (SLO)	Lamborghini Huracán ST EVO 2	GTC-GTC1				0

Umidità	95%	Aria	16°C
Condizioni	WET	Pista	16°C

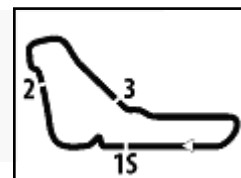
Stewards : Valerio Brizzolari Rino Mastronardi Tiziano Mores

26/10/2024 Inizio 16:30 Fine 16:41

Esposta alle:



Powered by FICr PERUGIA TIMING



ACI Racing Weekend Monza, 26-27 Ottobre 2024

Campionato Italiano GT Endurance - Classifica Qualifiche 3 GTCup

Autodromo Monza 5.793 m

2 / 2

Penalty and Infringement

16.30		Green Flag - Pit Lane Open
16.33	224 ZRS Motorsport	#224 Time Deleted (2'05.288) - Exceeded Track Limits T2
16.36	122 Ebimotors	#122 Time Deleted (2'01.601) - Exceeded Track Limits T2
16.38	212 Best Lap	#212 Time Deleted (1'58.868) - Exceeded Track Limits T2
16.40		Chequered Flag

Fastest Laps Sequence

Num.	Concorrente	Naz	Team	Auto	Local Time	Tempo	Dist.	Media
111	S. PATRINICOLA	ITA	Best Lap	Ferrari 488 Challenge Evo	16:34'12.513	2'00.745		172,718
202	F. D'AURIA	ITA	HC Racing Division	Lamborghini Huracán ST EVO 2	16:34'13.728	2'00.681	-0.064	172,809
122	D. CAZZANIGA	ITA	Ebimotors	Porsche 911 Cup 992	16:34'14.775	2'00.281	-0.400	173,384
177	G. RENMANS	BEL	Double TT Racing	Ferrari 488 Challenge Evo	16:34'28.253	1'59.419	-0.862	174,636
182	M. RUGOLO	NLD	Formula Racing	Ferrari 296 Challenge	16:35'33.997	1'55.117	-4.302	181,162
183	M. BONANOMI	USA	Formula Racing	Ferrari 296 Challenge	16:35'38.107	1'54.699	-0.418	181,822
182	M. RUGOLO	NLD	Formula Racing	Ferrari 296 Challenge	16:37'28.387	1'54.390	-0.309	182,313
182	M. RUGOLO	NLD	Formula Racing	Ferrari 296 Challenge	16:41'17.810	1'54.159	-0.231	182,682
183	M. BONANOMI	USA	Formula Racing	Ferrari 296 Challenge	16:41'20.997	1'54.028	-0.131	182,892

Stewards : Valerio Brizzolari Rino Mastronardi Tiziano Mores

26/10/2024 Inizio 16:30 Fine 16:41

Esposta alle:



ACI Racing Weekend Monza, 26-27 Ottobre 2024

Campionato Italiano GT Endurance - Classifica Riepilogativa Qualifiche

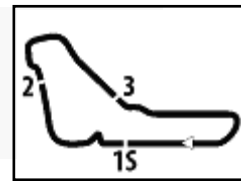
Autodromo Monza 5.793 m

Num. Concorrente	Team	Auto	Classe	QP1	QP2	QP3	Tempo	Dist.	Rel.	Giri	
1	27 Scuderia Baldini	SCUDERIA BALDINI	Ferrari 296	GT3-GT3PF	1'55.166	1'57.711	1'55.887	5'48.764		12	
2	19 VSR	VSR	Lamborghini Huracán EVO 2	GT3-GT3PF	1'55.577	1'57.643	1'55.813	5'49.033	0.269	0.269	13
3	182 Formula Racing	FORMULA RACING	Ferrari 296 Challenge	GTC-GTC11	1'58.228	1'57.065	1'54.159	5'49.452	0.688	0.419	10
4	183 Formula Racing	FORMULA RACING	Ferrari 296 Challenge	GTC-GTC11	1'57.775	1'58.389	1'54.028	5'50.192	1.428	0.740	10
5	63 VSR	VSR	Lamborghini Huracán EVO 2	GT3-GT3PA	1'56.075	1'57.621	1'56.947	5'50.643	1.879	0.451	13
6	12 Tresor Audi Sport Italia	TRESOR AUDI SPORT ITALIA	Audi R8 LMS	GT3-GT3PF	1'56.741	1'58.092	1'55.936	5'50.769	2.005	0.126	14
7	99 Tresor Audi Sport Italia	TRESOR AUDI SPORT ITALIA	Audi R8 LMS	GT3-GT3PF	1'56.736	1'57.481	1'56.776	5'50.993	2.229	0.224	13
8	50 AF Corse	AF CORSE	Ferrari 296	GT3-GT3PA	1'56.214	1'58.115	1'57.181	5'51.510	2.746	0.517	11
9	85 Imperiale Racing	IMPERIALE RACING	Lamborghini Huracán EVO 2	GT3-GT3PF	1'56.798	1'57.829	1'57.050	5'51.677	2.913	0.167	12
10	55 Nova Race Events	NOVA RACE EVENTS	Honda NSX	GT3-GT3PF	1'56.585	1'58.099	1'57.118	5'51.802	3.038	0.125	11
11	66 VSR	VSR	Lamborghini Huracán EVO 2	GT3-GT3PA	1'56.236	1'58.378	1'57.587	5'52.201	3.437	0.399	13
12	54 Imperiale Racing	IMPERIALE RACING	Lamborghini Huracán EVO 2	GT3-GT3AM	1'56.310	1'59.447	1'59.360	5'55.117	6.353	2.916	12
13	51 AF Corse	AF CORSE	Ferrari 488	GT3-GT3PA	1'57.282	2'00.474	1'57.377	5'55.133	6.369	0.016	12
14	7 BMW Italia Ceccato Racing	BMW ITALIA CECCATO RACING	BMW G82 M4	GT3-GT3PF	1'56.719	1'59.599	1'58.884	5'55.202	6.438	0.069	12
15	33 Star Performance	STAR PERFORMANCE	Lamborghini Huracán EVO 2	GT3-GT3AM	1'57.543	1'59.171	1'58.789	5'55.503	6.739	0.301	12
16	77 Nova Race Events	NOVA RACE EVENTS	Honda NSX	GT3-GT3AM	1'59.186	1'59.270	2'00.036	5'58.492	9.728	2.989	12
17	16 AKM Motorsport	AKM MOTORSPORT	Mercedes AMG	GT3-GT3PA	1'57.257	2'00.878	2'00.420	5'58.555	9.791	0.063	12
18	75 Colavita Leonardo	DOUBLE TT RACING	Ferrari 488	GT3-GT3AM	1'58.674	2'02.040	1'58.118	5'58.832	10.068	0.277	12
19	8 BMW Italia Ceccato Racing	BMW ITALIA CECCATO RACING	BMW G82 M4	GT3-GT3PA	1'57.362	2'03.184	1'58.781	5'59.327	10.563	0.495	12
20	177 Speed Lover	DOUBLE TT RACING	Ferrari 488 Challenge Evo	GTC-GTC11	2'02.607	2'00.275	1'59.180	6'02.062	13.298	2.735	11
21	111 Best Lap	BEST LAP	Ferrari 488 Challenge Evo	GTC-GTC11	2'02.774	2'00.346	1'58.959	6'02.079	13.315	0.017	11
22	28 Nova Race Events	NOVA RACE EVENTS	Mercedes AMG	GT3-GT3AM	2'00.286	2'01.547	2'00.301	6'02.134	13.370	0.055	12
23	103 Easy Race	EASY RACE	Ferrari 488 Challenge Evo	GTC-GTC11	1'59.922	2'01.574	2'00.869	6'02.365	13.601	0.231	11
24	255 Reparto Corse RAM	REPARTO CORSE RAM	Ferrari 488 Challenge Evo	GTC-GTC11	2'02.326	2'00.516	2'00.384	6'03.226	14.462	0.861	11
25	202 HC Racing Division	HC RACING DIVISION	Lamborghini Huracán ST EVO 2	GTC-GTC11	2'03.368	2'00.584	1'59.621	6'03.573	14.809	0.347	11
26	212 Best Lap	BEST LAP	Ferrari 488 Challenge Evo	GTC-GTC11	2'02.960	2'00.653	2'00.016	6'03.629	14.865	0.056	11
27	32 Star Performance	STAR PERFORMANCE	Lamborghini Huracán EVO 2	GT3-GT3AM	1'59.862	2'03.419	2'00.366	6'03.647	14.883	0.018	12
28	117 EF Racing	EF RACING	Porsche 911 R 992	GTC-GTC21	2'03.419	2'01.972	1'59.852	6'05.243	16.479	1.596	10
29	272 DL Racing	DL RACING	Lamborghini Huracán ST EVO 2	GTC-GTC11	2'03.830	2'03.451	2'00.098	6'07.379	18.615	2.136	11
30	224 ZRS Motorsport	ZRS MOTORSPORT	Porsche 911 Cup 992	GTC-GTC21	2'06.824	2'00.682	2'01.616	6'09.122	20.358	1.743	11
31	292 AMAG First Rennsport	CENTRI PORSCHE TICINO	Porsche 911 Cup 992	GTC-GTC21	2'00.886	2'05.651	2'02.678	6'09.215	20.451	0.093	10
32	127 Racevent	RACEVENT	Porsche 911 Cup 992	GTC-GTC21	2'02.187	2'03.273	2'04.102	6'09.562	20.798	0.347	11
33	225 ZRS Motorsport	ZRS MOTORSPORT	Porsche 911 Cup 992	GTC-GTC21	2'04.528	2'02.983	2'02.547	6'10.058	21.294	0.496	10
34	251 SR&R	SR&R	Ferrari 488 Challenge Evo	GTC-GTC11	2'06.820	2'03.931	2'00.108	6'10.859	22.095	0.801	11
35	217 EF Racing	EF RACING	Porsche 911 Cup 992	GTC-GTC21	2'06.589	2'04.139	2'01.023	6'11.751	22.987	0.892	11
36	207 Invictus Corse	INVICTUS CORSE	Lamborghini Huracán ST EVO 2	GTC-GTC11	2'08.203	2'03.578	2'01.362	6'13.143	24.379	1.392	11
37	122 Ebimotors	EBIMOTORS	Porsche 911 Cup 992	GTC-GTC21	2'14.352	2'02.722	1'59.452	6'16.526	27.762	3.383	11
38	172 DL Racing	DL RACING	Lamborghini Huracán ST EVO 2	GTC-GTC11	2'01.688	2'00.926		4'02.614			7
39	232 LEMA Racing	LEMA RACING	Lamborghini Huracán ST EVO 2	GTC-GTC11							0

Stewards : Valerio Brizzolari Rino Mastronardi Tiziano Mores

26/10/2024

Esposta alle:



ACI Racing Weekend Monza, 26-27 Ottobre 2024

Campionato Italiano GT Endurance - Best Sectors & Speed Qualifiche 3 GTCup

Autodromo Monza 5.793 m

MIGLIOR GIRO

1	183 BONANOMI Marco	Ferrari 296 Challenge	1'54.028
2	182 RUGOLO Michele	Ferrari 296 Challenge	1'54.159
3	111 PATRINICOLA Simone	Ferrari 488 Challenge Evo	1'58.959
4	177 RENMANS Gilles	Ferrari 488 Challenge Evo	1'59.180
5	122 CAZZANIGA Daniele	Porsche 911 Cup 992	1'59.452
6	202 D'AURIA Ferdinando	Lamborghini Huracán ST EVO 2	1'59.621
7	117 MEZZETTI William	Porsche 911 R 992	1'59.852
8	212 CARBONI Gianluca	Ferrari 488 Challenge Evo	2'00.016
9	272 RIVA Giacomo	Lamborghini Huracán ST EVO 2	2'00.098
10	251 SCHOFIELD Lyle	Ferrari 488 Challenge Evo	2'00.108
11	255 PARISOTTO Giacomo	Ferrari 488 Challenge Evo	2'00.384
12	103 LA MAZZA Francesco	Ferrari 488 Challenge Evo	2'00.869
13	217 VAN DER SLOOT Sandra	Porsche 911 Cup 992	2'01.023
14	207 BARBOLINI Edoardo	Lamborghini Huracán ST EVO 2	2'01.362
15	224 MOSCONE Pierluigi	Porsche 911 Cup 992	2'01.616
16	225 PRESTIPINO Paolo	Porsche 911 Cup 992	2'02.547
17	292 KNEZ Matej	Porsche 911 Cup 992	2'02.678
18	127 SONZOGNI Jenny	Porsche 911 Cup 992	2'04.102
19	172 CAIOLA Alessio	Lamborghini Huracán ST EVO 2	
20	232 KOSIC Matej	Lamborghini Huracán ST EVO 2	

SPEED

1	183 BONANOMI Marco	Ferrari 296 Challenge	273,4
2	212 CARBONI Gianluca	Ferrari 488 Challenge Evo	270,0
3	177 RENMANS Gilles	Ferrari 488 Challenge Evo	266,7
4	111 PATRINICOLA Simone	Ferrari 488 Challenge Evo	264,7
5	122 CAZZANIGA Daniele	Porsche 911 Cup 992	264,1
6	251 SCHOFIELD Lyle	Ferrari 488 Challenge Evo	263,4
7	182 RUGOLO Michele	Ferrari 296 Challenge	262,1
8	103 LA MAZZA Francesco	Ferrari 488 Challenge Evo	257,8
9	292 KNEZ Matej	Porsche 911 Cup 992	256,5
10	272 RIVA Giacomo	Lamborghini Huracán ST EVO 2	256,5
11	202 D'AURIA Ferdinando	Lamborghini Huracán ST EVO 2	255,3
12	224 MOSCONE Pierluigi	Porsche 911 Cup 992	255,3
13	255 PARISOTTO Giacomo	Ferrari 488 Challenge Evo	254,7
14	225 PRESTIPINO Paolo	Porsche 911 Cup 992	248,8
15	117 MEZZETTI William	Porsche 911 R 992	247,7
16	127 SONZOGNI Jenny	Porsche 911 Cup 992	242,7
17	207 BARBOLINI Edoardo	Lamborghini Huracán ST EVO 2	241,6
18	217 VAN DER SLOOT Sandra	Porsche 911 Cup 992	241,6
19	172 CAIOLA Alessio	Lamborghini Huracán ST EVO 2	198,5

SEG. 1

1	183 BONANOMI Marco	9.927
2	182 RUGOLO Michele	10.013
3	212 CARBONI Gianluca	10.342
4	255 PARISOTTO Giacomo	10.410
5	202 D'AURIA Ferdinando	10.428
6	177 RENMANS Gilles	10.444
7	103 LA MAZZA Francesco	10.453
8	122 CAZZANIGA Daniele	10.464
9	272 RIVA Giacomo	10.472
10	117 MEZZETTI William	10.509
11	111 PATRINICOLA Simone	10.512
12	251 SCHOFIELD Lyle	10.515
13	217 VAN DER SLOOT Sandr	10.552
14	224 MOSCONE Pierluigi	10.578
15	207 BARBOLINI Edoardo	10.605
16	127 SONZOGNI Jenny	10.605
17	292 KNEZ Matej	10.629
18	225 PRESTIPINO Paolo	10.641

SEG. 2

1	183 BONANOMI Marco	24.733
2	182 RUGOLO Michele	24.903
3	111 PATRINICOLA Simone	25.587
4	122 CAZZANIGA Daniele	25.834
5	177 RENMANS Gilles	25.867
6	202 D'AURIA Ferdinando	25.905
7	212 CARBONI Gianluca	25.963
8	117 MEZZETTI William	26.016
9	251 SCHOFIELD Lyle	26.028
10	224 MOSCONE Pierluigi	26.253
11	103 LA MAZZA Francesco	26.263
12	217 VAN DER SLOOT Sandr	26.301
13	255 PARISOTTO Giacomo	26.303
14	207 BARBOLINI Edoardo	26.337
15	272 RIVA Giacomo	26.458
16	292 KNEZ Matej	26.655
17	127 SONZOGNI Jenny	26.692
18	225 PRESTIPINO Paolo	26.745
19	172 CAIOLA Alessio	28.913

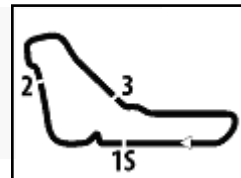
SEG. 3

1	182 RUGOLO Michele	39.510
2	183 BONANOMI Marco	39.700
3	111 PATRINICOLA Simone	40.785
4	177 RENMANS Gilles	40.971
5	122 CAZZANIGA Daniele	41.237
6	202 D'AURIA Ferdinando	41.415
7	272 RIVA Giacomo	41.448
8	103 LA MAZZA Francesco	41.612
9	117 MEZZETTI William	41.637
10	255 PARISOTTO Giacomo	41.676
11	251 SCHOFIELD Lyle	41.709
12	212 CARBONI Gianluca	41.806
13	224 MOSCONE Pierluigi	41.897
14	207 BARBOLINI Edoardo	41.930
15	217 VAN DER SLOOT Sandr	42.011
16	225 PRESTIPINO Paolo	42.357
17	292 KNEZ Matej	42.639
18	127 SONZOGNI Jenny	42.961
19	172 CAIOLA Alessio	45.351

SEG. 4

1	183 BONANOMI Marco	39.257
2	182 RUGOLO Michele	39.528
3	251 SCHOFIELD Lyle	41.216
4	177 RENMANS Gilles	41.284
5	111 PATRINICOLA Simone	41.517
6	202 D'AURIA Ferdinando	41.594
7	122 CAZZANIGA Daniele	41.637
8	272 RIVA Giacomo	41.663
9	117 MEZZETTI William	41.690
10	212 CARBONI Gianluca	41.835
11	255 PARISOTTO Giacomo	41.924
12	217 VAN DER SLOOT Sandr	41.975
13	207 BARBOLINI Edoardo	42.314
14	103 LA MAZZA Francesco	42.433
15	225 PRESTIPINO Paolo	42.484
16	224 MOSCONE Pierluigi	42.575
17	292 KNEZ Matej	42.755
18	127 SONZOGNI Jenny	43.790





ACI Racing Weekend Monza, 26-27 Ottobre 2024

Campionato Italiano GT Endurance - Analisi Tempi Qualifiche 3 GTCup

Autodromo Monza 5.793 m

1 / 2

103 Easy Race (2'00.869)							
Giro	Seg.1	Seg.2	Seg.3	Seg.4	T. Giro	km/h	Local Time
Francesco La Mazza							
1		27.569	42.940	43.418		198,2	
2	10.563	26.580	42.375	42.971	2'02.489	240,5	16:34'35.569
3	10.673	26.973	41.990	42.811	2'02.447	215,6	16:36'38.016
4	10.453	26.334	41.612	42.470	2'00.869	257,8	16:38'38.885
5	10.522	26.263	42.086	42.433	2'01.304	246,6	16:40'40.189

111 Best Lap (1'58.959)							
Giro	Seg.1	Seg.2	Seg.3	Seg.4	T. Giro	km/h	Local Time
Simone Patrinicola							
1		27.899	43.015	43.410		197,4	
2	10.624	26.476	41.479	42.166	2'00.745	242,2	16:34'12.513
3	10.547	26.068	41.219	42.358	2'00.192	253,5	16:36'12.705
4	10.554	25.587	41.480	41.517	1'59.138	260,2	16:38'11.843
5	10.512	25.949	40.785	41.713	1'58.959	264,7	16:40'10.802

117 EF Racing (1'59.852)							
Giro	Seg.1	Seg.2	Seg.3	Seg.4	T. Giro	km/h	Local Time
William Mezzetti							
1		27.795	42.024	46.051		171,4	
2	10.616	26.527	42.443	41.727	2'01.313	241,1	16:34'45.530
3	10.513	26.210	41.916	41.748	2'00.387	247,7	16:36'45.917
4	10.509	26.016	41.637	41.690	1'59.852	246,6	16:38'45.769

122 Ebimotors (1'59.452)							
Giro	Seg.1	Seg.2	Seg.3	Seg.4	T. Giro	km/h	Local Time
Daniele Cazzaniga							
1		28.100	41.237	43.073		165,4	
2	10.558	25.895	41.936	41.892	2'00.281	249,4	16:34'14.775
3	10.471	26.033	41.613	41.637	1'59.754	264,1	16:36'14.529
4	10.464	27.407	41.497	42.233	2'01.601C	249,4	16:38'16.130
5	10.491	25.834	41.428	41.699	1'59.452	260,9	16:40'15.582

127 Racevent (2'04.102)							
Giro	Seg.1	Seg.2	Seg.3	Seg.4	T. Giro	km/h	Local Time
Jenny Sonzogni							
1		28.594	44.995	47.265		172,2	
2	10.846	27.895	43.602	44.625	2'06.968	212,2	16:35'14.427
3	10.623	26.802	43.098	44.339	2'04.862	242,7	16:37'19.289
4	10.669	26.810	42.961	43.935	2'04.375	226,4	16:39'23.664
5	10.605	26.692	43.015	43.790	2'04.102	234,8	16:41'27.766

172 DL Racing							
Giro	Seg.1	Seg.2	Seg.3	Seg.4	T. Giro	km/h	Local Time
Alessio Caiola							
1		28.913	45.351	1'02.398		198,5	

177 Speed Lover (1'59.180)							
Giro	Seg.1	Seg.2	Seg.3	Seg.4	T. Giro	km/h	Local Time
Gilles Renmans							
1		28.094	46.932	45.033		163,9	
2	10.510	26.069	40.971	41.869	1'59.419	255,9	16:34'28.253
3	10.444	25.930	42.802	42.522	2'01.698	266,7	16:36'29.951
4	10.529	25.974	41.698	41.413	1'59.614	248,8	16:38'29.565
5	10.509	25.867	41.520	41.284	1'59.180	251,2	16:40'28.745

182 Formula Racing (1'54.159)							
Giro	Seg.1	Seg.2	Seg.3	Seg.4	T. Giro	km/h	Local Time
Michele Rugolo							
1						34.352	
2	10.111	25.194	39.771	40.041	1'55.117	254,7	16:35'33.997
3	10.050	25.074	39.738	39.528	1'54.390	255,9	16:37'28.387
4	10.013	24.903	39.833	40.515	1'55.264	262,1	16:39'23.651
5	10.085	25.011	39.510	39.553	1'54.159	254,1	16:41'17.810

183 Formula Racing (1'54.028)							
Giro	Seg.1	Seg.2	Seg.3	Seg.4	T. Giro	km/h	Local Time
Marco Bonanomi							
1		25.914	40.230	47.150		211,8	
2	10.043	25.154	39.700	39.802	1'54.699	248,3	16:35'38.107
3	9.988	25.002	39.763	39.640	1'54.393	255,3	16:37'32.500
4	9.972	24.852	39.950	39.695	1'54.469	262,1	16:39'26.969
5	9.927	24.733	40.111	39.257	1'54.028	273,4	16:41'20.997

202 HC Racing Division (1'59.621)							
Giro	Seg.1	Seg.2	Seg.3	Seg.4	T. Giro	km/h	Local Time
Ferdinando D'Auria							
1		27.646	44.975	42.473		192,5	
2	10.552	26.340	41.551	42.238	2'00.681	237,4	16:34'13.728
3	10.450	26.465	41.665	41.941	2'00.521	255,3	16:36'14.249
4	10.428	25.905	41.612	41.987	1'59.932	253,5	16:38'14.181
5	10.504	26.108	41.415	41.594	1'59.621	237,4	16:40'13.802

207 Invictus Corse (2'01.362)							
Giro	Seg.1	Seg.2	Seg.3	Seg.4	T. Giro	km/h	Local Time
Edoardo Barbolini							
1		27.950	43.542	44.294		195,3	
2	10.677	26.623	42.368	43.239	2'02.907	233,3	16:34'41.734
3	10.606	26.431	41.930	43.042	2'02.009	240,0	16:36'43.743
4	10.605	26.337	42.106	42.314	2'01.362	240,0	16:38'45.105
5	10.607	26.449	42.003	42.449	2'01.508	241,6	16:40'46.613

212 Best Lap (2'00.016)							
Giro	Seg.1	Seg.2	Seg.3	Seg.4	T. Giro	km/h	Local Time
Gianluca Carboni							
1		28.945	43.189	43.643		170,6	
2	10.547	26.434	41.806	42.167	2'00.954	238,9	16:34'18.386
3	10.487	25.966	42.082	42.070	2'00.605	250,0	16:36'18.991
4	10.403	25.963	41.815	41.835	2'00.016	252,9	16:38'19.007
5	10.342	24.814	42.133	41.579	1'58.868C	270,0	16:40'17.875

217 EF Racing (2'01.023)							
Giro	Seg.1	Seg.2	Seg.3	Seg.4	T. Giro	km/h	Local Time
Sandra van der Sloot							
1		27.099	43.594	43.436		189,1	
2	10.636	26.301	42.227	42.006	2'01.170	229,8	16:34'46.781
3	10.591	26.322	42.114	42.056	2'01.083	231,8	16:36'47.864
4	10.552	26.557	42.011	42.036	2'01.156	237,9	16:38'49.020
5	10.557	26.430	42.061	41.975	2'01.023	241,6	16:40'50.043

224 ZRS Motorsport (2'01.616)							
Giro	Seg.1	Seg.2	Seg.3	Seg.4	T. Giro	km/h	Local Time
Pierluigi Moscone							
1		29.648	42.456	43.646		133,2	
2	10.602	28.816	42.837	43.033	2'05.288C	255,3	16:34'59.084
3	10.666	26.599	41.897	43.159	2'02.321	231,8	16:37'01.405
4	10.645	26.552	42.215	43.386	2'02.798	236,3	16:39'04.203
5	10.578	26.253	42.210	42.575	2'01.616	254,1	16:41'05.819

26/10/2024

P = Box In/Out - C = Tempo Invalidato





Autodromo Monza 5.793 m

2 / 2

ACI Racing Weekend Monza, 26-27 Ottobre 2024

Campionato Italiano GT Endurance - Analisi Tempi Qualifiche 3 GTCup

225 ZRS Motorsport (2'02.547)							
Giro	Seg.1	Seg.2	Seg.3	Seg.4	T. Giro	km/h	Local Time
Paolo Prestipino							
1		30.411	44.702	43.935		143,0	
2	10.684	27.506	43.093	43.684	2'04.967	240,5	16:35'01.527
3	10.717	29.556	42.844	42.873	2'05.990	236,3	16:37'07.517
4	10.654	27.067	42.704	42.484	2'02.909	248,8	16:39'10.426
5	10.641	26.745	42.357	42.804	2'02.547	242,2	16:41'12.973

251 SR&R (2'00.108)							
Giro	Seg.1	Seg.2	Seg.3	Seg.4	T. Giro	km/h	Local Time
Lyle Schofield							
1		27.694	46.066	47.513		205,3	
2	10.643	26.028	42.315	41.398	2'00.384	262,1	16:35'02.258
3	10.573	26.559	42.175	41.216	2'00.523	243,8	16:37'02.781
4	10.515	26.105	41.847	47.499	2'05.966	263,4	16:39'08.747
5	10.732	26.055	41.709	41.612	2'00.108	262,1	16:41'08.855

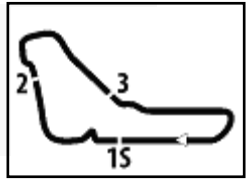
255 Reparto Corse RAM (2'00.384)							
Giro	Seg.1	Seg.2	Seg.3	Seg.4	T. Giro	km/h	Local Time
Giacomo Parisotto							
1		27.881	43.602	44.374		159,3	
2	10.522	26.827	42.152	42.990	2'02.491	234,8	16:34'22.062
3	10.454	26.361	42.154	42.410	2'01.379	244,9	16:36'23.441
4	10.481	26.303	41.676	41.924	2'00.384	232,3	16:38'23.825
5	10.410	26.350	42.308	42.038	2'01.106	254,7	16:40'24.931

272 DL Racing (2'00.098)							
Giro	Seg.1	Seg.2	Seg.3	Seg.4	T. Giro	km/h	Local Time
Giacomo Riva							
1		28.902	43.495	43.555		170,3	
2	10.577	26.652	41.987	42.493	2'01.709	251,2	16:34'17.992
3	10.513	27.149	42.353	42.378	2'02.393	249,4	16:36'20.385
4	10.492	26.915	41.567	41.663	2'00.637	246,0	16:38'21.022
5	10.472	26.458	41.448	41.720	2'00.098	256,5	16:40'21.120

292 AMAG First Rennsport (2'02.678)							
Giro	Seg.1	Seg.2	Seg.3	Seg.4	T. Giro	km/h	Local Time
Matej Knez							
1		28.728	44.048	43.787		190,5	
2	10.746	26.994	44.061	43.623	2'05.424	254,1	16:35'24.531
3	10.702	26.842	43.278	43.044	2'03.866	244,3	16:37'28.397
4	10.798	27.142	43.780	43.051	2'04.771	232,3	16:39'33.168
5	10.629	26.655	42.639	42.755	2'02.678	256,5	16:41'35.846

26/10/2024

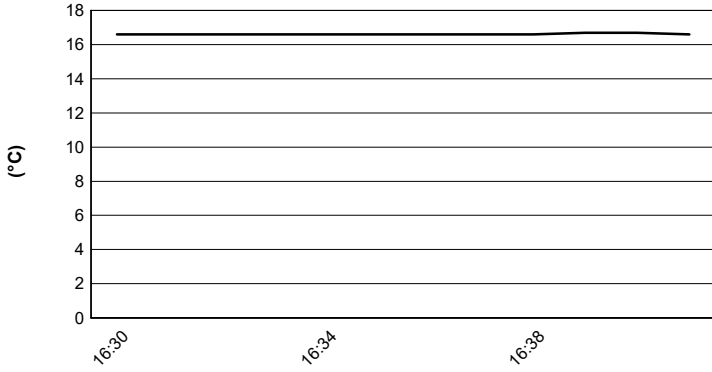
P = Box In/Out - C = Tempo Invalidato



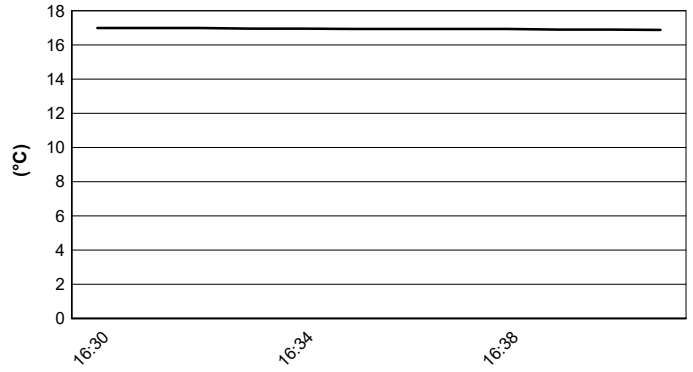
Autodromo Monza 5.793 m

ACI Racing Weekend Monza, 26-27 Ottobre 2024
Campionato Italiano GT Endurance - Meteo Qualifiche 3 GTCup
 Session started 16:30 - Session ended 16:41

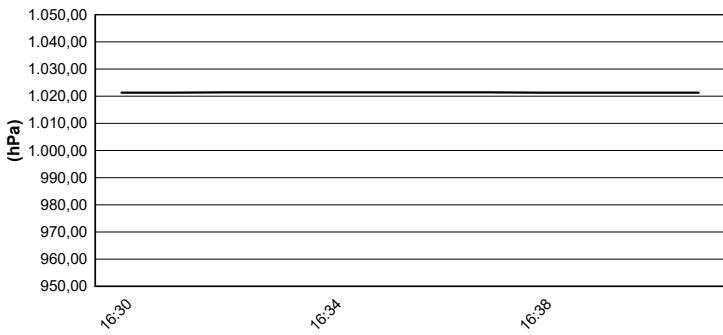
Air Temperature



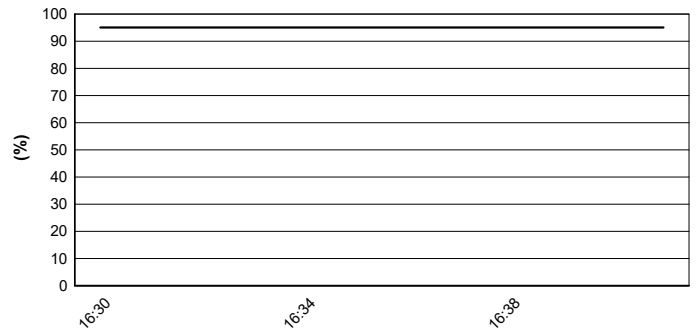
Track Temperature



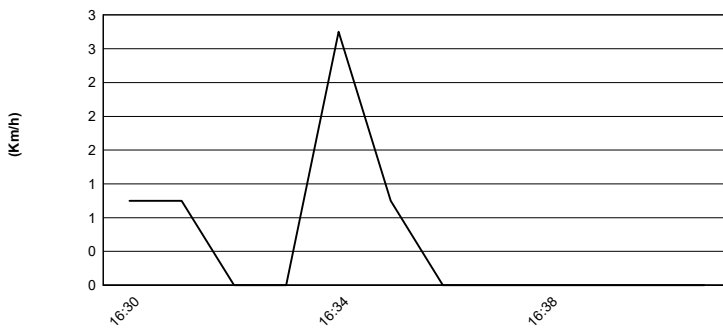
Air Pressure



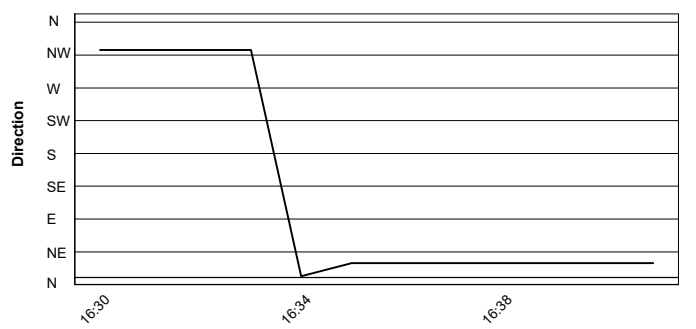
Humidity



Wind Speed



Wind Direction



26/10/2024