

Vallelunga 4.085 m

ACI Racing Weekend Vallelunga, 15-16 Giugno 2024

Italian F4 Championship - Results Race 1

Laps 12 = 49,020 km - Avg 110,181 km/h - Race Time 26'41.649

No.	Driver	Nat	Entrant	Team	Car	Class	Laps	Time	Gap	Rel.	Fastest Lap
1	27 SLATER Freddie	GBR	Prema Racing	Prema Racing	Tatuus F4-T421		12	26'41.649		7	1'34.928
2	45 BEETON Jack	AUS	US Racing	US Racing	Tatuus F4-T421		12	26'42.430	0.781	0.781	7 1'35.333
3	6 YAMAKOSHI Hiyu	JPN	Van Amersfoort Racing	Van Amersfoort Racing	Tatuus F4-T421		12	26'43.224	1.575	0.794	7 1'35.483
4	14 AL DHAHERI Rashid	UAE	Prema Racing	Prema Racing	Tatuus F4-T421		12	26'43.842	2.193	0.618	2 1'35.650
5	10 FERREIRA Matheus	BRA	US Racing	US Racing	Tatuus F4-T421		12	26'44.249	2.600	0.407	2 1'35.540
6	36 JONSSON Gustav	SWE	Van Amersfoort Racing	Van Amersfoort Racing	Tatuus F4-T421		12	26'45.327	3.678	1.078	7 1'36.174
7	31 BOHRA Akshay	IND	US Racing	US Racing	Tatuus F4-T421		12	26'46.040	4.391	0.713	2 1'36.629
8	33 STOLCERMANIS Tomass	LVA	Prema Racing	Prema Racing	Tatuus F4-T421	R	12	26'47.442	5.793	1.402	7 1'37.484
9	12 PRADEL Gianmarco	AUS	US Racing	US Racing	Tatuus F4-T421		12	26'48.089	6.440	0.647	7 1'37.192
10	73 OLIVIERI Emanuele	ITA	AKM Motorsport	AKM Motorsport	Tatuus F4-T421	R	12	26'48.813	7.164	0.724	7 1'37.131
11	16 LARINI Davide	ITA	PHM AIX Racing	PHM AIX Racing	Tatuus F4-T421		12	26'49.627	7.978	0.814	7 1'37.083
12	55 RODELLA Alwise	ITA	Van Amersfoort Racing	Van Amersfoort Racing	Tatuus F4-T421		12	26'50.157	8.508	0.530	7 1'37.272
13	11 VIISOREANU Luca	ROU	Real Racing	Real Racing	Tatuus F4-T421	R	12	26'51.022	9.373	0.865	7 1'37.033
14	37 FIORENTINO Filippo	BRA	Cram Motorsport	Cram Motorsport	Tatuus F4-T421	R	12	26'51.696	10.047	0.674	7 1'37.008
15	62 STACK Edward	ESP	AS Motorsport	AS Motorsport	Tatuus F4-T421	R	12	26'52.866	11.217	1.170	7 1'37.084
16	9 BOBINSON Everett	USA	PHM AIX Racing	PHM AIX Racing	Tatuus F4-T421		12	26'53.102	11.453	0.236	7 1'36.596
17	5 DOBRZANSKI Wiktor	POL	AKM Motorsport	AKM Motorsport	Tatuus F4-T421		12	26'54.112	12.463	1.010	7 1'36.955
18	52 SAVINKOV Oleksandr	UKR	AKM Motorsport	AKM Motorsport	Tatuus F4-T421	R	12	26'55.397	13.748	1.285	7 1'36.002
19	80 POWELL Alex	USA	Prema Racing	Prema Racing	Tatuus F4-T421	R	12	26'55.875	14.226	0.478	7 1'36.243
20	50 GOWDA Dion	IND	Prema Racing	Prema Racing	Tatuus F4-T421		12	26'56.353	14.704	0.478	7 1'35.978
21	88 HODENIUS Lin	NLD	Van Amersfoort Racing	Van Amersfoort Racing	Tatuus F4-T421		12	26'56.965	15.316	0.612	3 1'36.899
22P	23 FRANCOT Reno	NLD	Jenzer Motorsport	Jenzer Motorsport	Tatuus F4-T421		12	26'56.968	15.319	0.003	2 1'36.661
23	70 MRAD Kamal	AUS	PHM AIX Racing	PHM AIX Racing	Tatuus F4-T421	R	12	26'57.595	15.946	0.627	2 1'36.592
24	29 BERREBY Nathanael	CHE	Maffi Racing	Maffi Racing	Tatuus F4-T421	R	12	26'58.400	16.751	0.805	2 1'39.029
25	54 HOLLGUIN Gabriel	VEN	Maffi Racing	Maffi Racing	Tatuus F4-T421	R	12	26'59.308	17.659	0.908	2 1'37.456
26	22 FREY Enea	CHE	Jenzer Motorsport	Jenzer Motorsport	Tatuus F4-T421	R	10	21'58.462	2 Laps	2 Laps	2 1'36.579
27	7 SAMMALISTO Luka	FIN	R-ACE GP	R-ACE GP	Tatuus F4-T421	R	10	22'01.141	2 Laps	2.679	7 1'36.903
28	3 POPOV Maksimilian	GRD	PHM AIX Racing	PHM AIX Racing	Tatuus F4-T421	R	10	22'01.436	2 Laps	0.295	7 1'38.069
29P	19 ANURAG Kabir	SGP	US Racing	US Racing	Tatuus F4-T421	R	10	22'05.311	2 Laps	3.875	7 1'37.660
30P	21 ISCHER Ethan	CHE	Jenzer Motorsport	Jenzer Motorsport	Tatuus F4-T421		10	22'24.184	2 Laps	18.873	2 1'36.544
31P	71 REHM Maxim	DEU	US Racing	US Racing	Tatuus F4-T421	R	10	22'24.836	2 Laps	0.652	7 1'38.031
----- Not Classified -----											
RET	49 PETROVIC Andrej	SRB	PHM AIX Racing	PHM AIX Racing	Tatuus F4-T421	R	7	15'12.536	5 Laps		2 1'37.821
RET	51 NAKAMURA-BERTA Kean	JPN	Prema Racing	Prema Racing	Tatuus F4-T421	R	7	15'13.024	5 Laps		2 1'36.678
RET	24 ZHANG Shimo	CHN	Jenzer Motorsport	Jenzer Motorsport	Tatuus F4-T421	R	6	13'34.675	6 Laps		2 1'39.442
RET	8 KOSTIC Andrija	SRB	Van Amersfoort Racing	Van Amersfoort Racing	Tatuus F4-T421	R	4	8'47.694	8 Laps		2 1'38.502
RET	77 YEH Enzo	CHN	R-ACE GP	R-ACE GP	Tatuus F4-T421	R	1	1'47.121	11 Laps		

Starting: 36 Classified: 31 Not Classified: 0 Retired: 5 Not Started: 0
 Fastest Lap N. 7 No. 27 Freddie Slater Time 1'34.928 Avg. 154,917 Km/h

Humidity:	43%	AIR	26°C
Condition:	DRY	Track	51°C

Penalty and Infringement

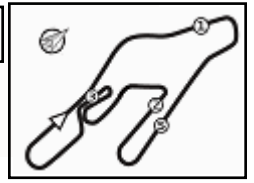
20.30	71 M. REHM	Time Penalty 25 sec - Stewards dec. n. 11
20.31	19 K. ANURAG	Time Penalty 5 sec - Stewards dec. n. 12
20.46	23 R. FRANCOT	Time Penalty 10 sec - Stewards dec. n. 10
20.46	21 E. ISCHER	Time Penalty 25 sec - Stewards dec. n. 9

Stewards : Ronny Guarini Laura Giada Benincasa Raffaele Giammaria

15/06/2024 Start End
 15:48 16:17

Powered by FICr PERUGIA TIMING





ACI Racing Weekend Vallelunga, 15-16 Giugno 2024

Italian F4 Championship - Results by Class Race 1

Rookie

Laps 12 = 49,020 km - Avg 109,784 km/h - Race Time 26'47.442

No.	Driver	Nat	Entrant	Team	Car	Laps	Time	Gap	Rel.	Fastest Lap
1	33 STOLCERMANIS Tomass	LVA	Prema Racing	Prema Racing	Tatuus F4-T421	12	26'47.442			7 1'37.484
2	73 OLIVIERI Emanuele	ITA	AKM Motorsport	AKM Motorsport	Tatuus F4-T421	12	26'48.813	1.371	1.371	7 1'37.131
3	11 VIISOREANU Luca	ROU	Real Racing	Real Racing	Tatuus F4-T421	12	26'51.022	3.580	2.209	7 1'37.033
4	37 FIORENTINO Filippo	BRA	Cram Motorsport	Cram Motorsport	Tatuus F4-T421	12	26'51.696	4.254	0.674	7 1'37.008
5	62 ROBINSON Edward	ESP	AS Motorsport	AS Motorsport	Tatuus F4-T421	12	26'52.866	5.424	1.170	7 1'37.084
6	52 SAVINKOV Oleksandr	UKR	AKM Motorsport	AKM Motorsport	Tatuus F4-T421	12	26'55.397	7.955	2.531	7 1'36.002
7	80 POWELL Alex	USA	Prema Racing	Prema Racing	Tatuus F4-T421	12	26'55.875	8.433	0.478	7 1'36.243
8	70 MRAD Kamal	AUS	PHM AIX Racing	PHM AIX Racing	Tatuus F4-T421	12	26'57.595	10.153	1.720	2 1'36.592
9	29 BERREBY Nathanael	CHE	Maffi Racing	Maffi Racing	Tatuus F4-T421	12	26'58.400	10.958	0.805	2 1'39.029
10	54 HOLGUIN Gabriel	VEN	Maffi Racing	Maffi Racing	Tatuus F4-T421	12	26'59.308	11.866	0.908	2 1'37.456
11	22 FREY Enea	CHE	Jenzer Motorsport	Jenzer Motorsport	Tatuus F4-T421	10	21'58.462	2 Laps	2 Laps	2 1'36.579
12	7 SAMMALISTO Luka	FIN	R-ACE GP	R-ACE GP	Tatuus F4-T421	10	22'01.141	2 Laps	2.679	7 1'36.903
13	3 POPOV Maksimilian	GRD	PHM AIX Racing	PHM AIX Racing	Tatuus F4-T421	10	22'01.436	2 Laps	0.295	7 1'38.069
14P	19 ANURAG Kabir	SGP	US Racing	US Racing	Tatuus F4-T421	10	22'05.311	2 Laps	3.875	7 1'37.660
15P	71 REHM Maxim	DEU	US Racing	US Racing	Tatuus F4-T421	10	22'24.836	2 Laps	19.525	7 1'38.031
----- Not Classified -----										
RET	49 PETROVIC Andrej	SRB	PHM AIX Racing	PHM AIX Racing	Tatuus F4-T421	7	15'12.536	5 Laps		2 1'37.821
RET	51 NAKAMURA-BERTA Kean	JPN	Prema Racing	Prema Racing	Tatuus F4-T421	7	15'13.024	5 Laps		2 1'36.678
RET	24 ZHANG Shimo	CHN	Jenzer Motorsport	Jenzer Motorsport	Tatuus F4-T421	6	13'34.675	6 Laps		2 1'39.442
RET	8 KOSTIC Andrija	SRB	Van Amersfoort Racing	Van Amersfoort Racing	Tatuus F4-T421	4	8'47.694	8 Laps		2 1'38.502
RET	77 YEH Enzo	CHN	R-ACE GP	R-ACE GP	Tatuus F4-T421	1	1'47.121	11 Laps		

Starting: 20 Classified: 15 Not Classified: 0 Retired: 5 Not Started: 0
 Fastest Lap N. 7 No. 52 Oleksandr Savinkov Time 1'36.002 Avg. 153,184 Km/h

Humidity:	43%	AIR	26°C
Condition:	DRY	Track	51°C

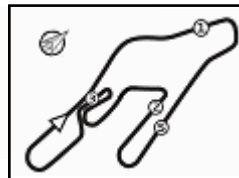
Clerk of the Course : Dino Lodola

Race Director : Alessandro Ferrari

Start	End
15/06/2024 15:48	16:17

Powered by FICr PERUGIA TIMING





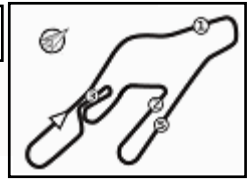
Vallelunga 4.085 m

ACI Racing Weekend Vallelunga, 15-16 Giugno 2024
Italian F4 Championship - Lap Chart Race 1

	Lap											
	1	2	3	4	5	6	7	8	9	10	11	12
1	27	27	27	27	27	27	27	27	27	27	27	27
2	45	45	45	45	45	45	45	45	45	45	45	45
3	6	6	6	6	6	6	6	6	6	6	6	6
4	10	10	10	10	10	10	14	14	14	14	14	14
5	14	14	14	14	14	14	10	10	10	10	10	10
6	80	31	31	31	31	31	36	36	36	36	36	36
7	50	51	51	51	51	51	31	31	31	31	31	31
8	31	23	23	23	23	23	22	22	22	22	23	23
9	51	21	21	21	21	21	23	23	23	23	33	33
10	12	12	36	36	36	36	21	21	21	21	12	12
11	23	36	22	22	22	22	33	33	33	33	73	73
12	36	22	33	33	33	33	49	71	71	71	16	16
13	33	33	49	49	49	49	51	19	19	19	55	55
14	21	49	24	24	24	24	71	55	55	55	11	11
15	71	24	71	71	71	71	19	12	12	12	37	37
16	24	71	19	19	19	19	55	7	7	7	62	62
17	22	19	3	3	3	3	7	3	3	3	9	9
18	77	3	55	55	55	55	12	73	73	73	5	5
19	49	55	12	12	12	12	3	16	16	16	52	52
20	19	7	7	7	7	7	73	11	11	11	80	80
21	3	73	73	73	73	73	16	37	37	37	50	50
22	55	16	16	16	16	16	11	62	62	62	88	88
23	73	11	11	11	11	11	37	9	9	9	70	70
24	7	37	37	37	37	37	62	5	5	5	29	29
25	37	62	62	62	62	62	9	52	52	52	54	54
26	16	29	29	29	29	29	5	50	50	50		
27	11	9	9	9	9	9	52	80	80	80		
28	29	5	5	5	5	5	50	70	70	70		
29	62	8	8	8	54	54	80	88	88	88		
30	5	54	54	54	52	70	29	29	29	29		
31	8	52	52	52	70	70	88	54	54	54		
32	9	70	70	70	50	50	29					
33	54	50	50	50	80	80	54					
34	52	80	80	80	88	88						
35	70	88	88	88								
36	88											

Final Result		
1	27 SLATER F.	Laps 12
2	45 BEETON J.	0.781
3	6 YAMAKOSHI H.	1.575
4	14 AL DHAHERI R.	2.193
5	10 FERREIRA M.	2.600
6	36 JONSSON G.	3.678
7	31 BOHRA A.	4.391
8	33 STOLCERMANIS T.	5.793
9	12 PRADEL G.	6.440
10	73 OLIVIERI E.	7.164
11	16 LARINI D.	7.978
12	55 RODELLA A.	8.508
13	11 VIISOREANU L.	9.373
14	37 FIORENTINO F.	10.047
15	62 ROBINSON E.	11.217
16	9 STACK E.	11.453
17	5 DOBRZANSKI W.	12.463
18	52 SAVINKOV O.	13.748
19	80 POWELL A.	14.226
20	50 GOWDA D.	14.704
21	88 HODENIUS L.	15.316
22	23 FRANCO R. (P)	15.319
23	70 MRAD K.	15.946
24	29 BERREBY N.	16.751
25	54 HOLGUIN G.	17.659
26	22 FREY E.	2 Laps
27	7 SAMMALISTO L.	2 Laps
28	3 POPOV M.	2 Laps
29	19 ANURAG K. (P)	2 Laps
30	21 ISCHER E. (P)	2 Laps
31	71 REHM M. (P)	2 Laps
RET	49 PETROVIC A.	5 Laps
RET	51 NAKAMURA-BERTA	5 Laps
RET	24 ZHANG S.	6 Laps
RET	8 KOSTIC A.	8 Laps
RET	77 YE H. E.	11 Laps





ACI Racing Weekend Vallelunga, 15-16 Giugno 2024

Italian F4 Championship - Best Sectors & Speed Race 1

RESULTS

			Laps
1	27 SLATER Freddie	Tatuus F4-T421	12
2	45 BEETON Jack	Tatuus F4-T421	0.781
3	6 YAMAKOSHI Hiyu	Tatuus F4-T421	1.575
4	14 AL DHAHERI Rashid	Tatuus F4-T421	2.193
5	10 FERREIRA Matheus	Tatuus F4-T421	2.600
6	36 JONSSON Gustav	Tatuus F4-T421	3.678
7	31 BOHRA Akshay	Tatuus F4-T421	4.391
8	33 STOLCERMANIS Tomass	Tatuus F4-T421	5.793
9	12 PRADEL Gianmarco	Tatuus F4-T421	6.440
10	73 OLIVIERI Emanuele	Tatuus F4-T421	7.164
11	16 LARINI Davide	Tatuus F4-T421	7.978
12	55 RODELLA Alvisè	Tatuus F4-T421	8.508
13	11 VIISOREANU Luca	Tatuus F4-T421	9.373
14	37 FIORENTINO Filippo	Tatuus F4-T421	10.047
15	62 ROBINSON Edward	Tatuus F4-T421	11.217
16	9 STACK Everett	Tatuus F4-T421	11.453
17	5 DOBRZANSKI Wiktor	Tatuus F4-T421	12.463
18	52 SAVINKOV Oleksandr	Tatuus F4-T421	13.748
19	80 POWELL Alex	Tatuus F4-T421	14.226
20	50 GOWDA Dion	Tatuus F4-T421	14.704
21	88 HODENIUS Lin	Tatuus F4-T421	15.316
22	23 FRANCO Reno	Tatuus F4-T421	15.319
23	70 MRAD Kamal	Tatuus F4-T421	15.946
24	29 BERREBY Nathanael	Tatuus F4-T421	16.751
25	54 HOLGUIN Gabriel	Tatuus F4-T421	17.659
26	22 FREY Enea	Tatuus F4-T421	2 Laps
27	7 SAMMALISTO Luka	Tatuus F4-T421	2 Laps
28	3 POPOV Maksimilian	Tatuus F4-T421	2 Laps
29	19 ANURAG Kabir	Tatuus F4-T421	2 Laps
30	21 ISCHER Ethan	Tatuus F4-T421	2 Laps
31	71 REHM Maxim	Tatuus F4-T421	2 Laps
RET	49 PETROVIC Andrej	Tatuus F4-T421	5 Laps
RET	51 NAKAMURA-BERTA Kean	Tatuus F4-T421	5 Laps
RET	24 ZHANG Shimo	Tatuus F4-T421	6 Laps
RET	8 KOSTIC Andrija	Tatuus F4-T421	8 Laps
RET	77 YEH Enzo	Tatuus F4-T421	11 Laps

SPEED

1	7 SAMMALISTO Luka	Tatuus F4-T421	224,1
2	11 VIISOREANU Luca	Tatuus F4-T421	223,1
3	88 HODENIUS Lin	Tatuus F4-T421	223,1
4	12 PRADEL Gianmarco	Tatuus F4-T421	222,7
5	16 LARINI Davide	Tatuus F4-T421	222,7
6	31 BOHRA Akshay	Tatuus F4-T421	222,2
7	23 FRANCO Reno	Tatuus F4-T421	221,8
8	62 ROBINSON Edward	Tatuus F4-T421	221,3
9	10 FERREIRA Matheus	Tatuus F4-T421	221,3
10	71 REHM Maxim	Tatuus F4-T421	220,9
11	36 JONSSON Gustav	Tatuus F4-T421	220,4
12	49 PETROVIC Andrej	Tatuus F4-T421	220,4
13	19 ANURAG Kabir	Tatuus F4-T421	220,4
14	45 BEETON Jack	Tatuus F4-T421	219,5
15	55 RODELLA Alvisè	Tatuus F4-T421	219,1
16	3 POPOV Maksimilian	Tatuus F4-T421	219,1
17	6 YAMAKOSHI Hiyu	Tatuus F4-T421	219,1
18	77 YEH Enzo	Tatuus F4-T421	219,1
19	51 NAKAMURA-BERTA Kean	Tatuus F4-T421	219,1
20	21 ISCHER Ethan	Tatuus F4-T421	218,6
21	22 FREY Enea	Tatuus F4-T421	218,6
22	24 ZHANG Shimo	Tatuus F4-T421	218,2
23	80 POWELL Alex	Tatuus F4-T421	218,2
24	52 SAVINKOV Oleksandr	Tatuus F4-T421	217,7
25	5 DOBRZANSKI Wiktor	Tatuus F4-T421	216,9
26	70 MRAD Kamal	Tatuus F4-T421	216,0
27	73 OLIVIERI Emanuele	Tatuus F4-T421	216,0
28	50 GOWDA Dion	Tatuus F4-T421	216,0
29	14 AL DHAHERI Rashid	Tatuus F4-T421	214,7
30	9 STACK Everett	Tatuus F4-T421	214,7
31	8 KOSTIC Andrija	Tatuus F4-T421	214,3
32	54 HOLGUIN Gabriel	Tatuus F4-T421	214,3
33	33 STOLCERMANIS Tomass	Tatuus F4-T421	213,9
34	37 FIORENTINO Filippo	Tatuus F4-T421	213,9
35	29 BERREBY Nathanael	Tatuus F4-T421	213,4
36	27 SLATER Freddie	Tatuus F4-T421	212,2

SEG. 1

1	21 ISCHER Ethan	12.897
2	11 VIISOREANU Luca	12.914
3	23 FRANCO Reno	12.935
4	71 REHM Maxim	12.941
5	22 FREY Enea	12.945
6	12 PRADEL Gianmarco	12.964
7	51 NAKAMURA-BERTA Ke	12.966
8	31 BOHRA Akshay	12.991
9	33 STOLCERMANIS Tomas	12.999
10	80 POWELL Alex	13.002
11	14 AL DHAHERI Rashid	13.004
12	49 PETROVIC Andrej	13.006
13	88 HODENIUS Lin	13.008
14	24 ZHANG Shimo	13.011
15	10 FERREIRA Matheus	13.027
16	6 YAMAKOSHI Hiyu	13.028
17	73 OLIVIERI Emanuele	13.039
18	36 JONSSON Gustav	13.048
19	3 POPOV Maksimilian	13.049
20	45 BEETON Jack	13.076
21	50 GOWDA Dion	13.084
22	16 LARINI Davide	13.087
23	55 RODELLA Alvisè	13.092
24	29 BERREBY Nathanael	13.101
25	52 SAVINKOV Oleksandr	13.105
26	62 ROBINSON Edward	13.108
27	9 STACK Everett	13.109
28	5 DOBRZANSKI Wiktor	13.119
29	37 FIORENTINO Filippo	13.134
30	7 SAMMALISTO Luka	13.136
31	19 ANURAG Kabir	13.171
32	27 SLATER Freddie	13.182
33	70 MRAD Kamal	13.209
34	8 KOSTIC Andrija	13.218
35	54 HOLGUIN Gabriel	13.362

SEG. 2

1	27 SLATER Freddie	32.976
2	7 SAMMALISTO Luka	33.128
3	88 HODENIUS Lin	33.160
4	45 BEETON Jack	33.191
5	6 YAMAKOSHI Hiyu	33.205
6	10 FERREIRA Matheus	33.272
7	31 BOHRA Akshay	33.274
8	73 OLIVIERI Emanuele	33.302
9	62 ROBINSON Edward	33.306
10	71 REHM Maxim	33.309
11	80 POWELL Alex	33.319
12	36 JONSSON Gustav	33.357
13	50 GOWDA Dion	33.357
14	16 LARINI Davide	33.361
15	14 AL DHAHERI Rashid	33.379
16	23 FRANCO Reno	33.403
17	9 STACK Everett	33.412
18	52 SAVINKOV Oleksandr	33.444
19	55 RODELLA Alvisè	33.449
20	51 NAKAMURA-BERTA Ke	33.451
21	33 STOLCERMANIS Tomas	33.487
22	12 PRADEL Gianmarco	33.490
23	73 FIORENTINO Filippo	33.500
24	29 BERREBY Nathanael	33.503
25	22 FREY Enea	33.517
26	70 MRAD Kamal	33.544
27	8 KOSTIC Andrija	33.549
28	19 ANURAG Kabir	33.552
29	11 VIISOREANU Luca	33.606
30	5 DOBRZANSKI Wiktor	33.691
31	49 PETROVIC Andrej	33.727
32	21 ISCHER Ethan	33.738
33	54 HOLGUIN Gabriel	33.747
34	3 POPOV Maksimilian	34.189
35	24 ZHANG Shimo	35.491

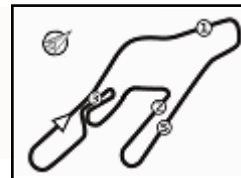
SEG. 3

1	27 SLATER Freddie	28.590
2	45 BEETON Jack	28.618
3	6 YAMAKOSHI Hiyu	28.764
4	14 AL DHAHERI Rashid	28.843
5	10 FERREIRA Matheus	28.862
6	52 SAVINKOV Oleksandr	28.890
7	9 STACK Everett	29.071
8	36 JONSSON Gustav	29.088
9	50 GOWDA Dion	29.091
10	21 ISCHER Ethan	29.092
11	33 STOLCERMANIS Tomas	29.099
12	70 MRAD Kamal	29.122
13	22 FREY Enea	29.150
14	19 ANURAG Kabir	29.161
15	54 HOLGUIN Gabriel	29.175
16	88 HODENIUS Lin	29.230
17	12 PRADEL Gianmarco	29.276
18	55 RODELLA Alvisè	29.281
19	80 POWELL Alex	29.307
20	51 NAKAMURA-BERTA Ke	29.326
21	5 DOBRZANSKI Wiktor	29.366
22	16 LARINI Davide	29.373
23	24 ZHANG Shimo	29.402
24	11 VIISOREANU Luca	29.416
25	31 BOHRA Akshay	29.429
26	49 PETROVIC Andrej	29.431
27	23 FRANCO Reno	29.467
28	37 FIORENTINO Filippo	29.469
29	62 ROBINSON Edward	29.492
30	8 KOSTIC Andrija	29.570
31	73 OLIVIERI Emanuele	29.629
32	71 REHM Maxim	29.742
33	7 SAMMALISTO Luka	29.817
34	3 POPOV Maksimilian	29.833
35	29 BERREBY Nathanael	30.202
36	77 YEH Enzo	30.203

SEG. 4

1	27 SLATER Freddie	20.012
2	14 AL DHAHERI Rashid	20.166
3	6 YAMAKOSHI Hiyu	20.184
4	45 BEETON Jack	20.195
5	36 JONSSON Gustav	20.230
6	50 GOWDA Dion	20.242
7	80 POWELL Alex	20.242
8	88 HODENIUS Lin	20.250
9	11 VIISOREANU Luca	20.266
10	10 FERREIRA Matheus	20.269
11	31 BOHRA Akshay	20.273
12	73 OLIVIERI Emanuele	20.334
13	52 SAVINKOV Oleksandr	20.341
14	22 FREY Enea	20.383
15	21 ISCHER Ethan	20.397
16	16 LARINI Davide	20.403
17	3 POPOV Maksimilian	20.407
18	70 MRAD Kamal	20.417
19	23 FRANCO Reno	20.421
20	77 YEH Enzo	20.469
21	5 DOBRZANSKI Wiktor	20.470
22	9 STACK Everett	20.473
23	12 PRADEL Gianmarco	20.504
24	62 ROBINSON Edward	20.507
25	51 NAKAMURA-BERTA Ke	20.546
26	7 SAMMALISTO Luka	20.563
27	8 KOSTIC Andrija	20.611
28	37 FIORENTINO Filippo	20.623
29	49 PETROVIC Andrej	20.679
30	55 RODELLA Alvisè	20.693
31	29 BERREBY Nathanael	20.771
32	24 ZHANG Shimo	20.828
33	33 STOLCERMANIS Tomas	20.893
34	19 ANURAG Kabir	20.908
35	71 REHM Maxim	20.954
36	54 HOLGUIN Gabriel	21.116





Vallelunga 4.085 m

ACI Racing Weekend Vallelunga, 15-16 Giugno 2024

Italian F4 Championship - Chronological Analysis Race 1

Start at 15:48'25.807

1 / 5

3 M. POPOV (1'38.069)							
Lap	Seg.1	Seg.2	Seg.3	Seg.4	Lap Time	km/h	Local Time
1			30.192	20.917	1'48.256	210,1	15:50'14.063
2	13.207	34.189	29.916	21.286	1'38.598	214,3	15:51'52.661
3	13.435	42.518	38.692	25.587	2'00.232	161,4	15:53'52.893
4	34.754	54.944	1'01.470	38.706	3'09.874	156,7	15:57'02.767
5	26.123	57.197	44.651	29.545	2'37.516	142,1	15:59'40.283
6	18.940	43.046	58.362	21.012	2'21.360	134,5	16:02'01.643
7	13.049	34.408	29.833	20.779	1'38.069	219,1	16:03'39.712
8	13.451	41.252	35.695	27.133	1'57.531	173,4	16:05'37.243
9	26.184	53.524	43.413	29.489	2'32.610	160,0	16:08'09.853
10	20.680	45.382	50.921	20.407	2'17.390	145,9	16:10'27.243
11	12.954	33.678				218,2	
Race Time 22'01.436							

1					34.623	20.611	1'52.287	212,2	15:50'18.094
2	13.218	33.549			29.570	22.165	1'38.502	214,3	15:51'56.596
3	14.021	52.342	36.101	25.809	2'08.273	102,4	15:54'04.869		
4	32.201	55.887	1'03.798	36.746	3'08.632	123,6	15:57'13.501		
5	25.602	57.589	44.548			134,3			
Race Time 8'47.694									

5 W. DOBRZANSKI (1'36.955)							
Lap	Seg.1	Seg.2	Seg.3	Seg.4	Lap Time	km/h	Local Time
1			30.518	20.604	1'51.345	196,4	15:50'17.152
2	13.140	33.819	30.038	22.176	1'39.173	213,9	15:51'56.325
3	14.291	49.316	37.810	23.538	2'04.955	98,2	15:54'01.280
4	34.655	54.548	1'04.957	35.967	3'10.127	153,2	15:57'11.407
5	26.814	56.368	44.100	29.193	2'36.475	133,3	15:59'47.882
6	19.236	43.336	54.226	20.688	2'17.486	127,8	16:02'05.368
7	13.122	33.731	29.366	20.736	1'36.955	216,9	16:03'42.323
8	13.796	42.500	35.737	27.621	1'59.654	149,2	16:05'41.977
9	26.358	53.242	43.131	29.889	2'32.620	129,7	16:08'14.597
10	20.205	45.968	49.686	20.470	2'16.329	156,3	16:10'30.926
11	13.119	33.691	31.731	23.715	1'42.256	213,0	16:12'13.182
12	26.827	1'00.794	1'00.226	38.890	3'06.737	107,6	16:15'19.919
13	32.619						
Race Time 26'54.112							

9 E. STACK (1'36.596)									
Lap	Seg.1	Seg.2	Seg.3	Seg.4	Lap Time	km/h	Local Time		
1					33.777	20.911	1'52.754	214,7	15:50'18.561
2	13.191	33.649	29.376	21.390	1'37.606	212,2	15:51'56.167		
3	14.096	48.889	37.896	23.326	2'04.207	100,7	15:54'00.374		
4	34.874	54.295	1'05.150	36.199	3'10.518	157,7	15:57'10.892		
5	26.380	56.389	44.276	29.387	2'36.432	120,1	15:59'47.324		
6	19.297	42.978	54.520	20.861	2'17.656	136,4	16:02'04.980		
7	13.275	33.600	29.071	20.650	1'36.596	210,1	16:03'41.576		
8	13.367	43.009	35.859	27.674	1'59.909	152,1	16:05'41.485		
9	26.353	52.956	43.501	29.598	2'32.408	140,3	16:08'13.893		
10	20.409	45.522	50.177	20.473	2'16.581	179,1	16:10'30.474		
11	13.109	33.412	31.554	24.147	1'42.222	213,9	16:12'12.696		
12	26.650	1'00.573	1'00.457	38.533	3'06.213	108,7	16:15'18.909		
13	32.933								
Race Time 26'53.102									

6 H. YAMAKOSHI (1'35.483)							
Lap	Seg.1	Seg.2	Seg.3	Seg.4	Lap Time	km/h	Local Time
1			29.260	20.316	1'42.373	216,9	15:50'08.180
2	13.032	33.436	29.073	20.281	1'35.822	218,2	15:51'44.002
3	13.028	38.549	40.515	25.477	1'57.569	193,5	15:53'41.571
4	32.949	57.297	55.996	41.837	3'08.079	136,4	15:56'49.650
5	27.438	57.896	45.483	27.783	2'38.600	113,9	15:59'28.250
6	18.275	43.646	1'02.947	23.614	2'28.482	186,5	16:01'56.732
7	13.144	33.205	28.950	20.184	1'35.483	218,2	16:03'32.215
8	13.076	37.693	36.777	26.479	1'54.025	216,4	16:05'26.240
9	27.418	53.294	42.760	29.780	2'33.252	159,1	16:07'59.492
10	21.690	42.706	57.100	21.637	2'23.133	198,2	16:10'22.625
11	13.083	33.282	28.764	20.813	1'35.942	219,1	16:11'58.567
12	29.035	1'02.439	1'00.188	38.802	3'10.464	111,2	16:15'09.031
13	32.555					97,6	
Race Time 26'43.224							

10 M. FERREIRA (1'35.540)									
Lap	Seg.1	Seg.2	Seg.3	Seg.4	Lap Time	km/h	Local Time		
1					29.658	20.351	1'43.006	221,3	15:50'08.813
2	13.137	33.272			28.862	20.269	1'35.540	217,3	15:51'44.353
3	13.027	38.810	40.717	25.052	1'57.606	192,2	15:53'41.959		
4	33.124	57.492	56.256	41.342	3'08.214	138,6	15:56'50.173		
5	27.367	58.007	45.515	27.710	2'38.599	119,2	15:59'28.772		
6	18.207	43.840	1'02.916	23.838	2'28.801	190,5	16:01'57.573		
7	13.287	33.649	29.511	20.380	1'36.827	214,7	16:03'34.400		
8	13.159	36.601	36.732	26.872	1'53.364	216,4	16:05'27.764		
9	26.874	53.452	42.850	29.593	2'32.769	171,7	16:08'00.533		
10	21.488	43.084	56.514	21.817	2'22.903	187,8	16:10'23.436		
11	13.158	33.539	29.224	20.524	1'36.445	217,3	16:11'59.881		
12	28.696	1'02.763	1'00.139	38.577	3'10.175	108,9	16:15'10.056		
13	32.585					88,6			
Race Time 26'44.249									

7 L. SAMMALISTO (1'36.903)							
Lap	Seg.1	Seg.2	Seg.3	Seg.4	Lap Time	km/h	Local Time
1			30.283	20.674	1'48.867	217,3	15:50'14.674
2	13.136	33.929	30.331	21.180	1'38.576	224,1	15:51'53.250
3	13.933	45.773	38.444	25.077	2'03.227	125,0	15:53'56.477
4	33.024	55.347	1'02.590	37.911	3'08.872	148,1	15:57'05.349
5	26.066	56.744	44.874	30.536	2'38.220	137,6	15:59'43.569
6	17.677	43.804	56.628	20.798	2'18.907	150,0	16:02'02.476
7	13.242	33.128	29.817	20.716	1'36.903	221,8	16:03'39.379
8	13.522	40.887	35.693	27.100	1'57.202	166,2	16:05'36.581
9	25.898	53.524	43.555	29.061	2'32.038	157,0	16:08'08.619
10	21.001	45.640	51.125	20.563	2'18.329	141,0	16:10'26.948
11	13.104	33.513				220,9	
Race Time 22'01.141							

11 L. VIISOREANU (1'37.033)									
Lap	Seg.1	Seg.2	Seg.3	Seg.4	Lap Time	km/h	Local Time		
1					31.115	20.702	1'50.366	214,7	15:50'16.173
2	13.039	33.674	29.944	21.242	1'37.899	223,1	15:51'54.072		
3	14.472	47.368	37.912	24.216	2'03.968	115,0	15:53'58.040		
4	33.767	55.005	1'03.572	36.787	3'09.131	151,7	15:57'07.171		
5	26.362	57.250	44.286	30.132	2'38.030	132,4	15:59'45.201		
6	18.676	43.180	55.489	21.000	2'18.345	146,7	16:02'03.546		
7	13.022	33.651	29.416	20.944	1'37.033	220,0	16:03'40.579		
8	13.100	42.499	35.814	27.786	1'59.199	153,4	16:05'39.778		
9	25.425	53.669	43.508	29.673	2'32.275	162,9	16:08'12.053		
10	20.419	45.380	50.470	20.266	2'16.535	155,0	16:10'28.588		
11	12.914	33.606	31.790	23.765	1'42.075	220,0	16:12'10.663		
12	25.687	1'01.308	1'00.334	38.837	3'06.166	117,8	16:15'16.829		
13	32.307					75,5			
Race Time 26'51.022									

8 A. KOSTIC (1'38.502)							
Lap	Seg.1	Seg.2	Seg.3	Seg.4	Lap Time	km/h	Local Time
1							
2							
3							
4							
5							
6							
7							
8							
9							
10							
11							
Race Time 22'01.141							

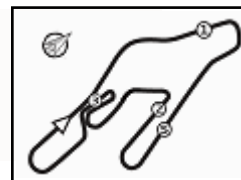
12 G. PRADEL (1'37.192)									
Lap	Seg.1	Seg.2	Seg.3	Seg.4	Lap Time	km/h	Local Time		
1					30.115	20.872	1'45.015	215,6	15:50'10.822
2	13.113	33.490			29.742	21.222	1'37.567	220,9	15:51'48.389
3	18.555	45.003	38.626	23.425	2'05.609	140,8	15:53'53.998		
4	34.702	55.253	1'02.484	38.328	3'10.767	149,4	15:57'04.765		
5	26.045	56.770	44.977	29.657	2'37.449	121,9	15:59'42.214		
6	18.469	43.714	56.916	20.934	2'20.033	150,4	16:02'02.247		

15/06/2024

P = Pits In/Out - C = Lap Time Cancelled

Powered by FICr PERUGIA TIMING





Vallelunga 4.085 m

2 / 5

ACI Racing Weekend Vallelunga, 15-16 Giugno 2024

Italian F4 Championship - Chronological Analysis Race 1

Start at 15:48'25.807

7	12.982	33.702	29.276	21.232	1'37.192	222,7	16:03'39.439	8	12.945	37.977	36.308	26.907	1'54.137	203,4	16:05'31.291
8	13.096	40.833	35.515	27.163	1'56.607	172,8	16:05'36.046	9	26.825	53.345	42.700	30.069	2'32.939	159,1	16:08'04.230
9	25.890	53.573	43.673	28.986	2'32.122	153,4	16:08'08.168	10	21.436	43.144	54.595	21.586	2'20.761	163,1	16:10'24.991
10	20.951	45.610	51.331	20.504	2'18.396	141,9	16:10'26.564	11	13.008	33.287					218,6
11	12.964	33.618	31.184	21.053	1'38.819	216,9	16:12'05.383								Race Time 21'59.184 + 25.000Pen
12	26.997	1'02.722	1'00.000	38.794	3'08.513	115,3	16:15'13.896								
13	32.322					88,4									

Race Time 26'48.089

14 R. AL DHAHERI (1'35.650)

Lap	Seg.1	Seg.2	Seg.3	Seg.4	Lap Time	km/h	Local Time
1			29.415	20.440	1'43.300	211,4	15:50'09.107
2	13.004	33.588	28.843	20.215	1'35.650	214,7	15:51'44.757
3	13.070	38.964	40.736	25.058	1'57.828	204,2	15:53'42.585
4	33.126	57.658	56.925	40.370	3'08.079	132,2	15:56'50.664
5	27.526	57.922	45.608	27.608	2'38.664	106,1	15:59'29.328
6	18.465	43.687	1'02.947	23.371	2'28.470	192,5	16:01'57.798
7	13.148	33.522	29.098	20.166	1'35.934	214,3	16:03'33.732
8	13.132	36.708	36.631	27.171	1'53.642	212,2	16:05'27.374
9	26.764	53.429	42.761	29.646	2'32.600	163,1	16:07'59.974
10	21.597	42.817	56.870	21.699	2'22.983	198,2	16:10'22.957
11	13.028	33.379	28.845	20.891	1'36.143	214,3	16:11'59.100
12	29.034	1'02.576	1'00.205	38.734	3'10.549	107,2	16:15'09.649
13	32.449					89,3	

Race Time 26'43.842

16 D. LARINI (1'37.083)

Lap	Seg.1	Seg.2	Seg.3	Seg.4	Lap Time	km/h	Local Time
1			31.221	20.535	1'49.660	198,9	15:50'15.467
2	13.196	34.134	29.672	21.247	1'38.249	215,6	15:51'53.716
3	14.239	46.150	38.680	24.580	2'03.649	120,4	15:53'57.365
4	33.575	55.137	1'03.320	37.091	3'09.123	155,6	15:57'06.488
5	26.239	56.859	44.648	30.417	2'38.163	122,7	15:59'44.651
6	18.410	43.461	55.677	21.003	2'18.551	167,4	16:02'03.202
7	13.087	33.578	29.373	21.045	1'37.083	222,7	16:03'40.285
8	13.320	41.782	35.831	27.718	1'58.651	159,8	16:05'38.936
9	25.656	53.603	43.506	29.563	2'32.328	156,1	16:08'11.264
10	20.597	45.293	50.744	20.403	2'17.037	161,4	16:10'28.301
11	13.114	33.361	31.135	20.910	1'38.520	216,4	16:12'06.821
12	27.431	1'02.037	1'00.003	39.142	3'08.613	106,3	16:15'15.434
13	32.437					93,8	

Race Time 26'49.627

19 K. ANURAG (1'37.660)

Lap	Seg.1	Seg.2	Seg.3	Seg.4	Lap Time	km/h	Local Time
1			30.700	20.908	1'48.025	220,4	15:50'13.832
2	13.183	34.113	30.019	21.334	1'38.649	217,3	15:51'52.481
3	13.505	41.871	38.779	25.280	1'59.435	158,1	15:53'51.916
4	34.277	55.602	1'01.127	38.802	3'09.808	137,8	15:57'01.724
5	25.963	57.339	44.955	29.575	2'37.832	132,7	15:59'39.556
6	18.789	42.962	59.053	20.994	2'21.798	140,6	16:02'01.354
7	13.171	33.552	29.161	21.776	1'37.660	213,0	16:03'39.014
8	13.194	38.669	35.446	28.698	1'56.007	164,1	16:05'35.021
9	25.461	53.567	43.138	29.728	2'31.894	133,3	16:08'06.915
10	21.253	43.849	53.089	21.012	2'19.203	146,9	16:10'26.118
11	13.194	33.530				216,9	

Race Time 22'00.311 + 5.000Pen

21 E. ISCHER (1'36.544)

Lap	Seg.1	Seg.2	Seg.3	Seg.4	Lap Time	km/h	Local Time
1			30.270	20.950	1'46.025	218,2	15:50'11.832
2	12.897	34.158	29.092	20.397	1'36.544	212,6	15:51'48.376
3	13.101	39.202	40.013	25.051	1'57.367	168,5	15:53'45.743
4	33.181	57.351	58.517	38.946	3'07.995	149,6	15:56'53.738
5	27.053	58.369	45.695	27.737	2'38.854	128,1	15:59'32.592
6	18.469	43.840	1'02.360	21.540	2'26.209	161,9	16:01'58.801
7	12.951	33.738	30.386	21.278	1'38.353	218,6	16:03'37.154

15/06/2024

P = Pits In/Out - C = Lap Time Cancelled

22 E. FREY (1'36.579)							
Lap	Seg.1	Seg.2	Seg.3	Seg.4	Lap Time	km/h	Local Time
1			29.636	20.837	1'46.678	218,6	15:50'12.485
2	12.952	34.094	29.150	20.383	1'36.579	208,9	15:51'49.064
3	13.009	40.275	39.929	25.260	1'58.473	173,4	15:53'47.537
4	33.127	57.162	59.528	38.475	3'08.292	149,2	15:56'55.829
5	27.024	58.137	45.455	27.867	2'38.483	132,7	15:59'34.312
6	18.476	44.240	1'01.141	21.250	2'25.107	137,8	16:01'59.419
7	12.945	33.517	29.735	20.479	1'36.676	218,6	16:03'36.095
8	12.980	37.480	36.591	27.105	1'54.156	197,1	16:05'30.251
9	26.496	53.691	42.802	29.861	2'32.850	153,4	16:08'03.101
10	21.208	43.234	54.963	21.763	2'21.168	181,8	16:10'24.269
11	12.939	33.759				217,3	

Race Time 21'58.462

23 R. FRANCO (1'36.661)

Lap	Seg.1	Seg.2	Seg.3	Seg.4	Lap Time	km/h	Local Time
1			30.130	20.968	1'45.357	219,1	15:50'11.164
2	13.029	33.450	29.761	20.421	1'36.661	215,6	15:51'47.825
3	13.155	38.738	40.274	25.301	1'57.468	178,5	15:53'45.293
4	33.121	57.204	58.320	39.238	3'07.883	125,6	15:56'53.176
5	27.224	58.102	45.725	27.308	2'38.359	114,5	15:59'31.535
6	18.637	44.104	1'02.249	22.015	2'27.005	159,8	16:01'58.540
7	12.935	33.695	30.795	20.879	1'38.304	216,0	16:03'36.844
8	13.110	37.308	36.403	27.186	1'54.007	213,9	16:05'30.851
9	26.641	53.525	42.699	30.041	2'32.906	162,2	16:08'03.757
10	21.510	42.899	54.745	21.691	2'20.845	168,0	16:10'24.602
11	12.991	33.403	29.467	22.066	1'37.927	221,8	16:12'02.529
12	28.102	1'02.898	1'00.212	39.034	3'10.246	102,3	16:15'12.775
13	32.192					96,0	

Race Time 26'46.968 + 10.000Pen

24 S. ZHANG (1'39.442)

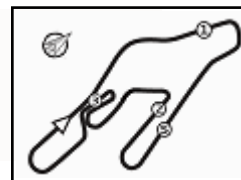
Lap	Seg.1	Seg.2	Seg.3	Seg.4	Lap Time	km/h	Local Time
1			29.402	20.876	1'46.416	218,2	15:50'12.223
2	13.011	35.491	30.112	20.828	1'39.442	211,4	15:51'51.665
3	13.701	40.608	39.237	24.866	1'58.412	181,5	15:53'50.077
4	34.267	55.671	1'00.608	39.273	3'09.819	145,6	15:56'59.896
5	25.915	57.256	45.467	28.492	2'37.130	135,3	15:59'37.026
6	18.130	44.027	1'00.176	21.123	2'23.456	141,9	16:02'00.482
7	13.122	33.399	29.653			218,2	

Race Time 13'34.675

27 F. SLATER (1'34.928)

Lap	Seg.1	Seg.2	Seg.3	Seg.4	Lap Time	km/h	Local Time
1			28.903	20.301	1'41.439	208,1	15:50'07.246
2	13.279	33.399	28.906	20.110	1'35.694	209,7	15:51'42.940
3	13.231	38.271	39.868	26.231	1'57.601	187,8	15:53'40.541
4	32.849	56.926	55.211	42.951	3'07.937	127,1	15:56'48.478
5	27.496	57.640	45.463	27.767	2'38.366	111,7	15:59'26.844
6	18.486	43.319	1'03.172	24.050	2'29.027	186,9	16:01'55.871
7	13.295	32.976	28.645	20.012	1'34.928	212,2	16:03'30.799
8	13.182	37.390	36.951	26.578	1'54.101	211,4	16:05'24.900
9	27.832	52.572	43.048	30.058	2'33.510	151,5	16:07'58.410
10	21.688	42.364	57.830	21.531	2'23.413	194,9	16:10'21.823
11	13.287	32.980	28.590	20.512	1'35.369	211,8	16:11'57.192
12	29.358	1'02.252	59.906	38.748	3'10.264	105,6	16:15'07.456
13	33.101					98,7	

Race Time 26'41.649



ACI Racing Weekend Vallelunga, 15-16 Giugno 2024

Italian F4 Championship - Chronological Analysis Race 1

Vallelunga 4.085 m

Start at 15:48'25.807

3 / 5

Race Time 26'45.327

29 N. BERREBY (1'39.029)							
Lap	Seg.1	Seg.2	Seg.3	Seg.4	Lap Time	km/h	Local Time
1			30.464	21.115	1'50.567	213,4	15:50'16.374
2	13.101	34.061	30.202	21.665	1'39.029	213,0	15:51'55.403
3	14.641	48.331	38.011	23.159	2'04.142	112,0	15:53'59.545
4	35.149	54.201	1'04.843	35.779	3'09.972	161,9	15:57'09.517
5	26.797	56.529	44.276	29.516	2'37.118	116,5	15:59'46.635
6	19.264	43.002	54.819	21.165	2'18.250	137,2	16:02'04.885
7	13.290	35.728	30.785	21.725	1'41.528	206,1	16:03'46.413
8	13.453	42.228	37.195	27.820	2'00.696	139,9	16:05'47.109
9	25.630	54.390	43.563	29.990	2'33.573	122,0	16:08'20.682
10	20.090	44.185	48.646	20.771	2'13.692	131,5	16:10'34.374
11	13.319	33.503	30.794	26.468	1'44.084	212,2	16:12'18.458
12	26.609	1'00.229	1'01.787	37.124	3'05.749	92,2	16:15'24.207
13	34.344						

Race Time 26'58.400

31 A. BOHRA (1'36.629)							
Lap	Seg.1	Seg.2	Seg.3	Seg.4	Lap Time	km/h	Local Time
1			29.859	20.595	1'44.280	220,0	15:50'10.087
2	13.076	33.577	29.638	20.338	1'36.629	222,2	15:51'46.716
3	13.188	38.257	40.456	25.308	1'57.209	185,9	15:53'43.925
4	32.748	57.454	57.265	40.390	3'07.857	146,5	15:56'51.782
5	26.995	58.168	45.818	27.801	2'38.782	115,5	15:59'30.564
6	18.073	43.664	1'02.904	22.928	2'27.569	182,7	16:01'58.133
7	13.091	33.702	30.438	20.273	1'37.504	215,1	16:03'35.637
8	12.991	37.220	36.641	27.284	1'54.136	220,4	16:05'29.773
9	26.313	53.453	42.998	29.922	2'32.686	168,5	16:08'02.459
10	21.363	43.064	55.296	21.822	2'21.545	192,5	16:10'24.004
11	13.147	33.274	29.429	22.139	1'37.989	220,4	16:12'01.993
12	28.073	1'02.730	1'00.044	39.007	3'09.854	108,9	16:15'11.847
13	32.358					92,3	

Race Time 26'46.040

33 T. STOLCERMANIS (1'37.484)							
Lap	Seg.1	Seg.2	Seg.3	Seg.4	Lap Time	km/h	Local Time
1			30.433	20.953	1'45.848	210,9	15:50'11.655
2	12.999	35.557	29.632	20.893	1'39.081	200,0	15:51'50.736
3	14.166	39.705	38.904	24.689	1'57.464	183,1	15:53'48.200
4	34.632	55.730	1'00.087	39.438	3'09.887	147,3	15:56'58.087
5	25.931	57.563	45.431	28.005	2'36.930	120,1	15:59'35.017
6	18.369	44.406	1'00.772	21.222	2'24.769	136,5	16:01'59.786
7	13.165	33.679	29.405	21.235	1'37.484	210,1	16:03'37.270
8	13.046	38.402	36.364	27.739	1'55.551	194,9	16:05'32.821
9	26.078	53.146	42.779	30.311	2'32.314	153,6	16:08'05.135
10	21.159	43.698	53.972	21.355	2'20.184	157,4	16:10'25.319
11	13.065	33.487	29.099	22.958	1'38.609	213,9	16:12'03.928
12	27.955	1'02.465	1'00.097	38.804	3'09.321	113,9	16:15'13.249
13	32.391					88,7	

Race Time 26'47.442

36 G. JONSSON (1'36.174)							
Lap	Seg.1	Seg.2	Seg.3	Seg.4	Lap Time	km/h	Local Time
1			29.963	21.358	1'45.659	215,6	15:50'11.466
2	13.084	34.581	29.088	20.503	1'37.256	211,4	15:51'48.722
3	13.122	39.742	39.919	25.418	1'58.201	170,3	15:53'46.923
4	33.290	56.974	59.086	39.110	3'08.460	154,3	15:56'55.383
5	26.884	57.860	45.606	27.942	2'38.292	127,5	15:59'33.675
6	18.593	43.848	1'01.553	21.438	2'25.432	151,0	16:01'59.107
7	13.048	33.357	29.539	20.230	1'36.174	220,4	16:03'35.284
8	13.142	36.662	36.664	27.005	1'53.473	215,1	16:05'28.754
9	26.811	53.350	42.814	29.705	2'32.680	171,4	16:08'01.434
10	21.543	43.243	55.733	21.606	2'22.125	185,2	16:10'23.559
11	13.151	33.486	29.307	21.197	1'37.141	219,1	16:12'00.700
12	28.591	1'02.909	59.991	38.943	3'10.434	115,1	16:15'11.134
13	32.344					91,8	

15/06/2024

P = Pits In/Out - C = Lap Time Cancelled

37 F. FIORENTINO (1'37.008)							
Lap	Seg.1	Seg.2	Seg.3	Seg.4	Lap Time	km/h	Local Time
1			30.255	20.793	1'49.505	213,9	15:50'15.312
2	13.286	34.027	30.716	21.178	1'39.207	213,4	15:51'54.519
3	14.423	47.600	38.054	23.958	2'04.035	109,4	15:53'58.554
4	33.973	55.030	1'03.596	36.821	3'09.420	144,2	15:57'07.974
5	26.263	57.226	44.414	29.774	2'37.677	136,2	15:59'45.651
6	18.705	43.521	55.061	20.943	2'18.230	153,0	16:02'03.881
7	13.199	33.631	29.469	20.709	1'37.008	213,4	16:03'40.889
8	13.134	42.800	35.656	27.888	1'59.478	151,3	16:05'40.367
9	25.845	53.676	43.197	29.634	2'32.352	153,2	16:08'12.719
10	20.349	45.323	50.291	20.623	2'16.586	157,2	16:10'29.305
11	13.309	33.500	31.314	24.164	1'42.287	212,6	16:12'11.592
12	26.070	1'00.989	1'00.385	38.467	3'05.911	119,1	16:15'17.503
13	32.853					72,2	

Race Time 26'51.696

45 J. BEETON (1'35.333)							
Lap	Seg.1	Seg.2	Seg.3	Seg.4	Lap Time	km/h	Local Time
1			29.111	20.331	1'41.956	219,5	15:50'07.763
2	13.076	33.500	28.931	20.334	1'35.841	217,7	15:51'43.604
3	13.103	38.174	40.155	26.059	1'57.491	197,4	15:53'41.095
4	32.874	57.181	55.694	42.242	3'07.991	127,8	15:56'49.086
5	27.554	57.732	45.499	27.797	2'38.582	117,4	15:59'27.668
6	18.361	43.481	1'02.943	23.779	2'28.564	193,2	16:01'56.232
7	13.090	33.378	28.670	20.195	1'35.333	218,2	16:03'31.565
8	13.111	37.466	36.744	26.636	1'53.957	217,3	16:05'25.522
9	27.703	53.017	42.820	30.002	2'33.542	159,1	16:07'59.064
10	21.804	42.388	57.375	21.621	2'23.188	197,8	16:10'22.252
11	13.153	33.191	28.618	20.666	1'35.628	219,5	16:11'57.880
12	29.309	1'02.290	1'00.039	38.719	3'10.357	108,7	16:15'08.237
13	32.886					100,8	

Race Time 26'42.430

49 A. PETROVIC (1'37.821)							
Lap	Seg.1	Seg.2	Seg.3	Seg.4	Lap Time	km/h	Local Time
1			30.218	20.679	1'47.555	220,4	15:50'13.362
2	13.115	33.828	29.939	20.939	1'37.821	217,7	15:51'51.183
3	14.046	40.084	39.060	24.662	1'57.852	181,2	15:53'49.035
4	34.616	55.800	1'00.420	39.346	3'10.182	147,1	15:56'59.217
5	25.755	57.406	45.280	28.688	2'37.129	127,1	15:59'36.346
6	18.104	44.041	1'00.471	21.136	2'23.752	142,7	16:02'00.098
7	13.006	33.727	29.431	22.081	1'38.245	213,9	16:03'38.343
8	13.326	40.907	35.892			168,8	

Race Time 15'12.536

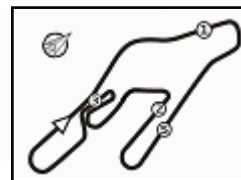
50 D. GOWDA (1'35.978)							
Lap	Seg.1	Seg.2	Seg.3	Seg.4	Lap Time	km/h	Local Time
1			29.507	20.723	1'43.917	210,1	15:50'09.724
2	13.132	33.620	30.074	1'07.525	2'24.351P	214,3	15:52'34.075
3	32.345	34.236	30.047	22.258	1'58.886P	207,7	15:54'32.961
4	13.309	50.709	1'06.689	33.755	2'44.462	127,4	15:57'17.423
5	25.294	58.132	44.339	26.487	2'34.252	138,3	15:59'51.675
6	18.718	44.122	51.942	20.506	2'15.288	121,5	16:02'06.963
7	13.110	33.535	29.091	20.242	1'35.978	216,0	16:03'42.941
8	13.514	43.365	36.637	27.522	2'01.038	151,3	16:05'43.979
9	25.458	53.888	44.080	29.341	2'32.767	130,3	16:08'16.746
10	20.779	44.897	49.089	20.286	2'15.051	149,2	16:10'31.797
11	13.084	33.357	32.936	24.112	1'43.489	214,3	16:12'15.286
12	26.811	1'01.042	59.999	39.022	3'06.874	101,7	16:15'22.160
13	32.485						

Race Time 26'56.353

51 K. NAKAMURA-BERTA (1'36.678)							
Lap	Seg.1	Seg.2	Seg.3	Seg.4	Lap Time	km/h	Local Time
1							
2							
3							
4							
5							
6							
7							
8							
9							
10							
11							
12							
13							



5.5



ACI Racing Weekend Vallelunga, 15-16 Giugno 2024 Italian F4 Championship - Chronological Analysis Race 1

Vallelunga 4.085 m

Start at 15:48'25.807

4 / 5

1			29.768	20.751	1'44.599	211,4	15:50'10.406	5	26.741	56.727	44.260	29.611	2'37.339	123,0	15:59'46.014
2	13.095	33.711	29.326	20.546	1'36.678	215,1	15:51'47.084	6	19.086	43.275	54.816	20.952	2'18.129	148,4	16:02'04.143
3	13.099	38.641	40.457	25.370	1'57.567	174,5	15:53'44.651	7	13.151	33.690	29.492	20.751	1'37.084	219,1	16:03'41.227
4	32.653	57.663	57.725	39.615	3'07.656	148,6	15:56'52.307	8	13.148	42.997	35.609	27.806	1'59.560	161,4	16:05'40.787
5	27.041	58.390	45.850	27.327	2'38.608	117,6	15:59'30.915	9	26.106	53.353	43.164	29.641	2'32.264	157,2	16:08'13.051
6	18.404	43.701	1'02.891	22.420	2'27.416	179,4	16:01'58.331	10	20.486	45.665	50.248	20.507	2'16.906	184,3	16:10'29.957
7	12.966	33.451	31.465	22.618	1'40.500	219,1	16:03'38.831	11	13.264	33.306	31.753	23.709	1'42.032	217,7	16:12'11.989
8	23.323	42.523	36.217			148,6		12	26.693	1'00.563	1'00.300	39.128	3'06.684	117,1	16:15'18.673
								13	32.594					77,8	

Race Time 26'52.866

52 O. SAVINKOV (1'36.002)

Lap	Seg.1	Seg.2	Seg.3	Seg.4	Lap Time	km/h	Local Time
1			29.444	20.407	1'55.157	209,3	15:50'20.964
2	13.244	33.717	28.890	20.591	1'36.442	213,0	15:51'57.406
3	13.957	53.139	36.235	27.003	2'10.334	111,8	15:54'07.740
4	30.971	56.715	1'04.823	35.515	3'08.024	125,9	15:57'15.764
5	25.883	57.440	43.666	27.460	2'34.449	136,0	15:59'50.213
6	18.630	44.320	52.362	20.960	2'16.272	128,6	16:02'06.485
7	13.133	33.444	28.968	20.457	1'36.002	208,5	16:03'42.487
8	13.821	42.911	36.002	27.869	2'00.603	152,1	16:05'43.090
9	25.985	53.634	43.964	29.712	2'33.295	132,7	16:08'16.385
10	20.410	45.194	49.017	20.341	2'14.962	150,4	16:10'31.347
11	13.105	33.553	31.913	23.823	1'42.394	217,7	16:12'13.741
12	27.215	1'00.875	1'00.014	39.359	3'07.463	115,0	16:15'21.204
13	32.491						

Race Time 26'55.397

70 K. MRAD (1'36.592)

Lap	Seg.1	Seg.2	Seg.3	Seg.4	Lap Time	km/h	Local Time
1			37.828	20.581	1'55.716	213,4	15:50'21.523
2	13.264	33.603	29.122	20.603	1'36.592	214,7	15:51'58.115
3	14.452	52.869	36.868	27.555	2'11.744	110,5	15:54'09.859
4	30.635	55.746	1'06.687	33.666	3'06.734	129,7	15:57'16.593
5	25.609	58.009	43.473	27.432	2'34.523	137,6	15:59'51.116
6	18.821	44.017	52.018	20.819	2'15.675	131,1	16:02'06.791
7	13.538	34.138	29.464	20.417	1'37.557	216,0	16:03'44.348
8	13.507	43.262	37.004	27.408	2'01.181	141,0	16:05'45.529
9	25.786	54.223	43.236	29.416	2'32.661	148,6	16:08'18.190
10	21.106	44.521	48.483	20.476	2'14.586	162,4	16:10'32.776
11	13.209	33.544	32.406	25.828	1'44.987	213,4	16:12'17.763
12	26.627	1'00.344	1'01.746	36.922	3'05.639	89,0	16:15'23.402
13	33.800						

Race Time 26'57.595

54 G. HOLGUIN (1'37.456)

Lap	Seg.1	Seg.2	Seg.3	Seg.4	Lap Time	km/h	Local Time
1			30.882	21.525	1'53.458	200,0	15:50'19.265
2	13.362	33.747	29.175	21.172	1'37.456	214,3	15:51'56.721
3	14.193	52.657	36.318	25.999	2'09.167	112,2	15:54'05.888
4	31.941	55.931	1'04.648	36.135	3'08.655	126,6	15:57'14.543
5	25.726	57.345	44.405	27.027	2'34.503	131,7	15:59'49.046
6	19.038	43.149	53.953	21.156	2'17.296	121,5	16:02'06.342
7	13.702	34.186	30.552	21.979	1'40.419	213,0	16:03'46.761
8	14.467	41.518	37.133	28.015	2'01.133	144,8	16:05'47.894
9	25.553	54.770	42.993	30.586	2'33.902	129,2	16:08'21.796
10	19.937	43.812	48.944	21.116	2'13.809	161,7	16:10'35.605
11	13.389	33.864	31.007	25.812	1'44.072	211,4	16:12'19.677
12	26.552	59.677	1'02.012	37.197	3'05.438	97,3	16:15'25.115
13	34.332						

Race Time 26'59.308

71 M. REHM (1'38.031)

Lap	Seg.1	Seg.2	Seg.3	Seg.4	Lap Time	km/h	Local Time
1			30.577	20.954	1'46.241	216,4	15:50'12.048
2	12.941	35.365	30.344	21.366	1'40.016	211,8	15:51'52.064
3	13.700	41.241	38.907	25.228	1'59.076	166,7	15:53'51.140
4	34.020	55.829	1'00.633	39.309	3'09.791	145,7	15:57'00.931
5	26.082	57.050	45.175	28.686	2'36.993	127,4	15:59'37.924
6	18.458	43.883	59.505	21.102	2'22.948	148,1	16:02'00.872
7	12.992	33.309	29.742	21.988	1'38.031	220,9	16:03'38.903
8	13.142	37.909	35.727	28.273	1'55.051	164,9	16:05'33.954
9	25.557	53.481	43.220	29.794	2'32.052	146,9	16:08'06.006
10	21.407	43.770	52.967	21.493	2'19.637	145,9	16:10'25.643
11	12.937	33.330			222,7		

Race Time 21'59.836 + 25.000Pen

55 A. RODELLA (1'37.272)

Lap	Seg.1	Seg.2	Seg.3	Seg.4	Lap Time	km/h	Local Time
1			30.980	20.768	1'48.375	216,9	15:50'14.182
2	13.175	34.034	30.398	21.132	1'38.739	218,2	15:51'52.921
3	13.252	43.853	38.279	25.285	2'00.669	157,4	15:53'53.590
4	34.535	55.190	1'02.045	38.544	3'10.314	153,4	15:57'03.904
5	26.176	56.816	45.130	29.540	2'37.662	139,9	15:59'41.566
6	18.674	43.429	57.306	21.011	2'20.420	141,5	16:02'01.986
7	13.158	33.449	29.281	21.384	1'37.272	219,1	16:03'39.258
8	13.092	39.503	35.683	27.992	1'56.270	161,7	16:05'35.528
9	26.098	53.416	43.613	29.060	2'32.187	156,5	16:08'07.715
10	20.980	45.404	51.443	20.693	2'18.520	149,6	16:10'26.235
11	13.175	34.023	33.328	23.251	1'43.777	216,0	16:12'10.012
12	25.424	1'01.588	1'00.290	38.650	3'05.952	110,0	16:15'15.964
13	32.602				74,2		

Race Time 26'50.157

73 E. OLIVIERI (1'37.131)

Lap	Seg.1	Seg.2	Seg.3	Seg.4	Lap Time	km/h	Local Time
1			30.188	20.841	1'48.628	209,7	15:50'14.435
2	13.039	34.422	30.363	21.356	1'39.180	213,0	15:51'53.615
3	14.283	46.845	37.562	24.469	2'03.159	112,7	15:53'56.774
4	33.517	55.312	1'03.109	37.268	3'09.206	159,1	15:57'05.980
5	26.168	56.736	44.774	30.490	2'38.168	136,7	15:59'44.148
6	17.803	43.868	56.139	20.903	2'18.713	161,2	16:02'02.861
7	13.185	33.436	29.629	20.881	1'37.131	216,0	16:03'39.992
8	13.301	41.716	35.724	27.302	1'58.043	166,9	16:05'38.035
9	26.125	53.608	43.391	29.508	2'32.632	162,7	16:08'10.667
10	20.743	45.288	50.715	20.334	2'17.080	161,2	16:10'27.747
11	13.182	33.302	31.155	20.799	1'38.438	215,1	16:12'06.185
12	27.543	1'02.120	59.965	38.807	3'08.435	105,3	16:15'14.620
13	32.537				89,3		

Race Time 26'48.813

62 E. ROBINSON (1'37.084)

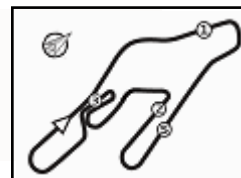
Lap	Seg.1	Seg.2	Seg.3	Seg.4	Lap Time	km/h	Local Time
1			32.608	20.623	1'50.845	210,5	15:50'16.652
2	13.108	33.726	30.046	21.348	1'38.228	221,3	15:51'54.880
3	14.728	48.110	37.552	23.665	2'04.055	112,3	15:53'58.935
4	35.088	54.256	1'04.282	36.114	3'09.740	170,3	15:57'08.675

77 E. YEH

Lap	Seg.1	Seg.2	Seg.3	Seg.4	Lap Time	km/h	Local Time
1			30.203	20.469	1'47.121	219,1	15:50'12.928
2	13.076	33.952	29.812			216,9	

Race Time 1'47.121

15/06/2024 P = Pits In/Out - C = Lap Time Cancelled



Vallelunga 4.085 m

5 / 5

ACI Racing Weekend Vallelunga, 15-16 Giugno 2024

Italian F4 Championship - Chronological Analysis Race 1

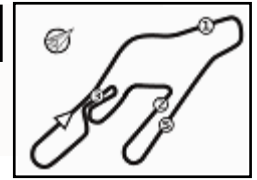
Start at 15:48'25.807

80 A. POWELL (1'36.243)							
Lap	Seg.1	Seg.2	Seg.3	Seg.4	Lap Time	km/h	Local Time
1			29.698	20.780	1'43.790	208,5	15:50'09.597
2	13.169	33.643	32.569	1'06.662	2'26.043P	213,9	15:52'35.640
3	31.346	34.531	30.264	22.385	1'58.526P	211,8	15:54'34.166
4	13.188	50.746	1'06.582	33.280	2'43.796	128,6	15:57'17.962
5	25.535	58.889	43.532	26.247	2'34.203	133,5	15:59'52.165
6	18.875	44.360	51.391	20.524	2'15.150	133,8	16:02'07.315
7	13.011	33.683	29.307	20.242	1'36.243	216,0	16:03'43.558
8	13.152	43.779	36.685	27.422	2'01.038	146,9	16:05'44.596
9	25.480	54.620	43.350	29.482	2'32.932	153,2	16:08'17.528
10	20.919	44.668	48.727	20.374	2'14.688	161,2	16:10'32.216
11	13.002	33.319	31.900	24.066	1'42.287	218,2	16:12'14.503
12	27.084	1'00.854	59.991	39.250	3'07.179	108,8	16:15'21.682
13	32.605						

Race Time 26'55.875

88 L. HODENIUS (1'36.899)							
Lap	Seg.1	Seg.2	Seg.3	Seg.4	Lap Time	km/h	Local Time
1			57.024	1'15.245	3'09.308P	210,5	15:51'35.115
2	17.673	34.257	40.726	21.162	1'53.818P	210,1	15:53'28.933
3	13.484	33.761	29.230	20.424	1'36.899	205,7	15:55'05.832
4	13.495	33.647	53.017	33.195	2'13.354	207,3	15:57'19.186
5	24.935	59.313	43.269	26.105	2'33.622	135,3	15:59'52.808
6	19.225	44.245	51.182	20.250	2'14.902	137,4	16:02'07.710
7	13.009	34.023	29.582	20.419	1'37.033	223,1	16:03'44.743
8	13.459	43.416	36.915	27.434	2'01.224	135,3	16:05'45.967
9	25.957	54.239	43.880	29.699	2'33.775	123,6	16:08'19.742
10	20.048	44.623	48.365	20.344	2'13.380	128,3	16:10'33.122
11	13.008	33.160	32.441	25.189	1'43.798	220,0	16:12'16.920
12	25.884	1'01.105	1'00.559	38.304	3'05.852	96,8	16:15'22.772
13	32.865						

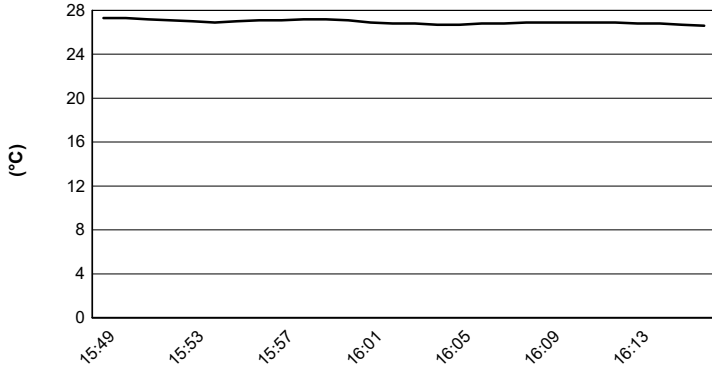
Race Time 26'56.965



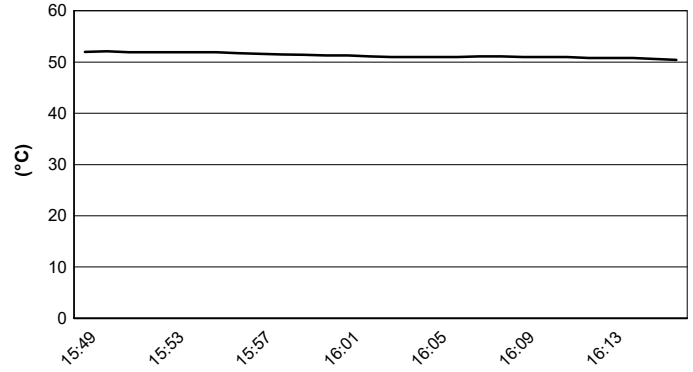
Vallelunga 4.085 m

ACI Racing Weekend Vallelunga, 15-16 Giugno 2024
Italian F4 Championship - Weather Report Race 1
 Session started 15:49 - Session ended 16:17

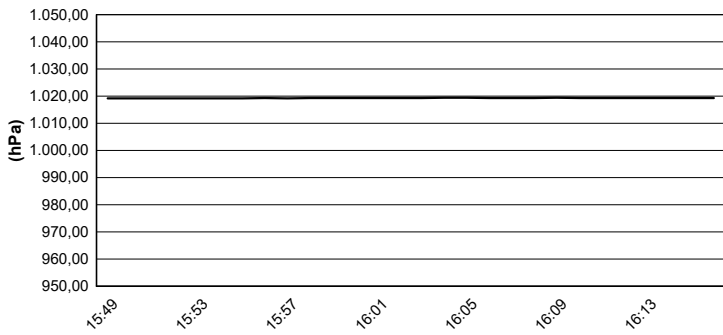
Air Temperature



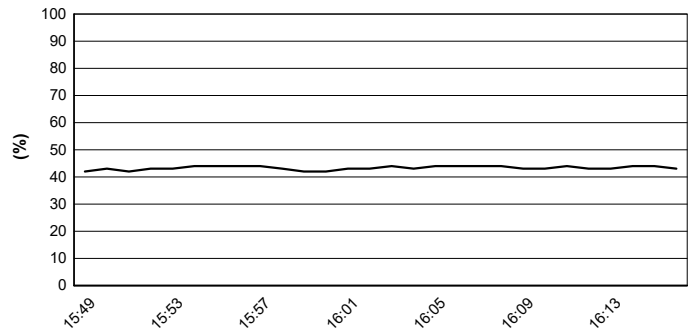
Track Temperature



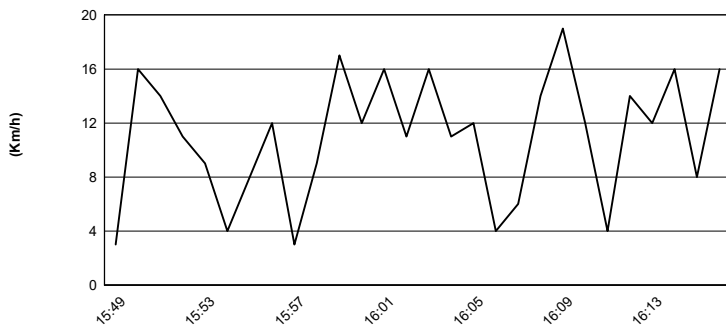
Air Pressure



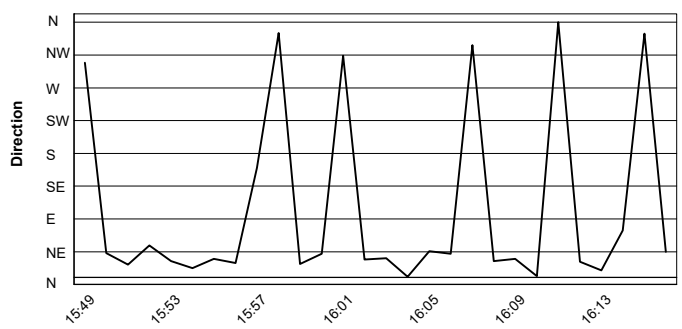
Humidity



Wind Speed

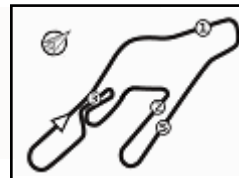


Wind Direction



15/06/2024





Vallelunga 4.085 m

ACI Racing Weekend Vallelunga, 15-16 Giugno 2024
Italian F4 Championship - Starting Grid - Race 1 (Duration: 30' +1 Lap)

18	54	HOLGUIN G. Maffi Racing	Tatuus 1'35.916	29	BERREBY N. Maffi Racing	Tatuus 1'35.939
17	37	FIORNTINO F. Cram Motorsport	Tatuus 1'35.223	5	DOBRZANSKI W. AKM Motorsport	Tatuus 1'35.431
16	52	SAVINKOV O. AKM Motorsport	Tatuus 1'34.885	62	ROBINSON E. AS Motorsport	Tatuus 1'34.890
15	73	OLIVIERI E. AKM Motorsport	Tatuus 1'34.693	9	STACK E. PHM AIX Racing	Tatuus 1'34.799
14	70	MRAD K. PHM AIX Racing	Tatuus 1'34.580	11	VIISOREANU L. Real Racing	Tatuus 1'34.593
13	3	POPOV M. PHM AIX Racing	Tatuus 1'34.301	88	HODENIUS L. Van Amersfoort Racing	Tatuus 1'34.530
12	8	KOSTIC A. Van Amersfoort Racing	Tatuus 1'34.405	19	ANURAG K. US Racing	Tatuus 1'34.440
11	24	ZHANG S. Jenzer Motorsport	Tatuus 1'34.306	55	RODELLA A. Van Amersfoort Racing	Tatuus 1'34.344
10	77	YEH E. R-ACE GP	Tatuus 1'34.152	16	LARINI D. PHM AIX Racing	Tatuus 1'34.231
9	22	FREY E. Jenzer Motorsport	Tatuus 1'34.053	49	PETROVIC A. PHM AIX Racing	Tatuus 1'34.083
8	71	REHM M. US Racing	Tatuus 1'34.042	7	SAMMALISTO L. R-ACE GP	Tatuus 1'34.051
7	23	FRANCOT R. Jenzer Motorsport	Tatuus 1'33.964	21	ISCHER E. Jenzer Motorsport	Tatuus 1'34.010
6	33	STOLCERMANIS T. Prema Racing	Tatuus 1'33.926	36	JONSSON G. Van Amersfoort Racing	Tatuus 1'33.955
5	12	PRADEL G. US Racing	Tatuus 1'33.863	51	NAKAMURA-BERTA K Prema Racing	Tatuus 1'33.911
4	50	GOWDA D. Prema Racing	Tatuus 1'33.832	31	BOHRA A. US Racing	Tatuus 1'33.841
3	80	POWELL A. Prema Racing	Tatuus 1'33.818	14	AL DHAHERI R. Prema Racing	Tatuus 1'33.829
2	10	FERREIRA M. US Racing	Tatuus 1'33.705	6	YAMAKOSHI H. Van Amersfoort Racing	Tatuus 1'33.756
1	45	BEETON J. US Racing	Tatuus 1'33.598	27	SLATER F. Prema Racing	Tatuus 1'33.627

The driver n.3 (Popov M.) drops 4 positions Stewards Dec. n.39 Imola round.