

ACI Racing Weekend Vallelunga, 15-16 Giugno 2024

Italian F4 Championship - Results Qualifying 1

Vallelunga 4.085 m

1 / 2

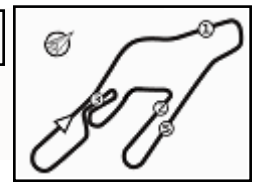
No.	Driver	Nat	Entrant	Team	Car	Class	Time	Gap	Rel.	Laps
1	45 BEETON Jack	AUS	US Racing	US Racing	Tatuus F4-T421		1'33.598			7
2	27 SLATER Freddie	GBR	Prema Racing	Prema Racing	Tatuus F4-T421		1'33.627	0.029	0.029	8
3	10 FERREIRA Matheus	BRA	US Racing	US Racing	Tatuus F4-T421		1'33.705	0.107	0.078	8
4	6 YAMAKOSHI Hiyu	JPN	Van Amersfoort Racing	Van Amersfoort Racing	Tatuus F4-T421		1'33.756	0.158	0.051	8
5	80 POWELL Alex	USA	Prema Racing	Prema Racing	Tatuus F4-T421	R	1'33.818	0.220	0.062	9
6	14 AL DHAHERI Rashid	UAE	Prema Racing	Prema Racing	Tatuus F4-T421		1'33.829	0.231	0.011	9
7	50 GOWDA Dion	IND	Prema Racing	Prema Racing	Tatuus F4-T421		1'33.832	0.234	0.003	9
8	31 BOHRA Akshay	IND	US Racing	US Racing	Tatuus F4-T421		1'33.841	0.243	0.009	9
9	12 PRADEL Gianmarco	AUS	US Racing	US Racing	Tatuus F4-T421		1'33.863	0.265	0.022	8
10	51 NAKAMURA-BERTA Kean	JPN	Prema Racing	Prema Racing	Tatuus F4-T421	R	1'33.911	0.313	0.048	8
11	33 STOLCERMANIS Tomass	LVA	Prema Racing	Prema Racing	Tatuus F4-T421	R	1'33.926	0.328	0.015	9
12	36 JONSSON Gustav	SWE	Van Amersfoort Racing	Van Amersfoort Racing	Tatuus F4-T421		1'33.955	0.357	0.029	9
13	23 FRANCO Reno	NLD	Jenzer Motorsport	Jenzer Motorsport	Tatuus F4-T421		1'33.964	0.366	0.009	9
14	21 ISCHER Ethan	CHE	Jenzer Motorsport	Jenzer Motorsport	Tatuus F4-T421		1'34.010	0.412	0.046	8
15	71 REHM Maxim	DEU	US Racing	US Racing	Tatuus F4-T421	R	1'34.042	0.444	0.032	9
16	7 SAMMALISTO Luka	FIN	R-ACE GP	R-ACE GP	Tatuus F4-T421	R	1'34.051	0.453	0.009	9
17	22 FREY Enea	CHE	Jenzer Motorsport	Jenzer Motorsport	Tatuus F4-T421	R	1'34.053	0.455	0.002	9
18	49 PETROVIC Andrej	SRB	PHM AIX Racing	PHM AIX Racing	Tatuus F4-T421	R	1'34.083	0.485	0.030	9
19	77 YEH Enzo	CHN	R-ACE GP	R-ACE GP	Tatuus F4-T421	R	1'34.152	0.554	0.069	9
20	16 LARINI Davide	ITA	PHM AIX Racing	PHM AIX Racing	Tatuus F4-T421		1'34.231	0.633	0.079	9
21	3 POPOV Maksimilian	GRD	PHM AIX Racing	PHM AIX Racing	Tatuus F4-T421	R	1'34.301	0.703	0.070	9
22	24 ZHANG Shimo	CHN	Jenzer Motorsport	Jenzer Motorsport	Tatuus F4-T421	R	1'34.306	0.708	0.005	9
23	55 RODELLA Alvisè	ITA	Van Amersfoort Racing	Van Amersfoort Racing	Tatuus F4-T421		1'34.344	0.746	0.038	9
24	8 KOSTIC Andrija	SRB	Van Amersfoort Racing	Van Amersfoort Racing	Tatuus F4-T421	R	1'34.405	0.807	0.061	8
25	19 ANURAG Kabir	SGP	US Racing	US Racing	Tatuus F4-T421	R	1'34.440	0.842	0.035	8
26	88 HODENIUS Lin	NLD	Van Amersfoort Racing	Van Amersfoort Racing	Tatuus F4-T421		1'34.530	0.932	0.090	9
27	70 MRAD Kamal	AUS	PHM AIX Racing	PHM AIX Racing	Tatuus F4-T421	R	1'34.580	0.982	0.050	9
28	11 VIISOREANU Luca	ROU	Real Racing	Real Racing	Tatuus F4-T421	R	1'34.593	0.995	0.013	8
29	73 OLIVIERI Emanuele	ITA	AKM Motorsport	AKM Motorsport	Tatuus F4-T421	R	1'34.693	1.095	0.100	9
30	9 STACK Everett	USA	PHM AIX Racing	PHM AIX Racing	Tatuus F4-T421		1'34.799	1.201	0.106	9
31	52 SAVINKOV Oleksandr	UKR	AKM Motorsport	AKM Motorsport	Tatuus F4-T421	R	1'34.885	1.287	0.086	9
32	62 ROBINSON Edward	ESP	AS Motorsport	AS Motorsport	Tatuus F4-T421	R	1'34.890	1.292	0.005	9
33	37 FIORENTINO Filippo	BRA	Cram Motorsport	Cram Motorsport	Tatuus F4-T421	R	1'35.223	1.625	0.333	8
34	5 DOBRZANSKI Wiktor	POL	AKM Motorsport	AKM Motorsport	Tatuus F4-T421		1'35.431	1.833	0.208	9
35	54 HOLGUIN Gabriel	VEN	Maffi Racing	Maffi Racing	Tatuus F4-T421	R	1'35.916	2.318	0.485	9
36	29 BERREBY Nathanael	CHE	Maffi Racing	Maffi Racing	Tatuus F4-T421	R	1'35.939	2.341	0.023	9

Qualifying Lap Time (110% of 1'33.643): 1'43.008

Humidity:	48%	Air	22°C
Condition:	DRY	Track	31°C

Stewards : Ronny Guarini Laura Giada Benincasa Raffaele Giammaria

 Start End
 15/06/2024 09:37 09:53

ACI Racing Weekend Vallelunga, 15-16 Giugno 2024

Italian F4 Championship - Results Qualifying 1

Penalty and Infringement

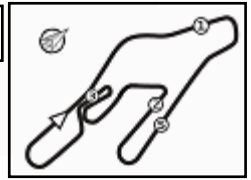
Fastest Laps Sequence

No.	Entrant	Nat	Team	Car	Local Time	Time	Gap	Avg
6	H. YAMAKOSHI	JPN	Van Amersfoort Racing	Tatuus F4-T421	09:41'00.670	1'43.631		141,907
36	G. JONSSON	SWE	Van Amersfoort Racing	Tatuus F4-T421	09:41'02.074	1'43.539	-0.092	142,033
12	G. PRADEL	AUS	US Racing	Tatuus F4-T421	09:41'02.902	1'43.462	-0.077	142,139
29	N. BERREBY	CHE	Maffi Racing	Tatuus F4-T421	09:41'36.868	1'38.948	-4.514	148,624
71	M. REHM	DEU	US Racing	Tatuus F4-T421	09:42'09.601	1'35.433	-3.515	154,098
33	T. STOLCERMANIS	LVA	Prema Racing	Tatuus F4-T421	09:42'53.309	1'34.882	-0.551	154,993
50	D. GOWDA	IND	Prema Racing	Tatuus F4-T421	09:42'54.763	1'34.656	-0.226	155,363
80	A. POWELL	USA	Prema Racing	Tatuus F4-T421	09:42'59.681	1'34.434	-0.222	155,728
14	R. AL DHAHERI	UAE	Prema Racing	Tatuus F4-T421	09:43'00.450	1'34.190	-0.244	156,131
27	F. SLATER	GBR	Prema Racing	Tatuus F4-T421	09:43'04.505	1'34.006	-0.184	156,437
80	A. POWELL	USA	Prema Racing	Tatuus F4-T421	09:44'33.556	1'33.875	-0.131	156,655
14	R. AL DHAHERI	UAE	Prema Racing	Tatuus F4-T421	09:44'34.279	1'33.829	-0.046	156,732
27	F. SLATER	GBR	Prema Racing	Tatuus F4-T421	09:44'38.134	1'33.629	-0.200	157,067
45	J. BEETON	AUS	US Racing	Tatuus F4-T421	09:44'42.969	1'33.598	-0.031	157,119

Stewards : Ronny Guarini Laura Giada Benincasa Raffaele Giammaria

15/06/2024 Start 09:37 End 09:53





ACI Racing Weekend Vallelunga, 15-16 Giugno 2024

Italian F4 Championship - Best Sectors & Speed Qualifying 1

BEST LAP

1	45 BEETON Jack	Tatuus F4-T421	1'33.598
2	27 SLATER Freddie	Tatuus F4-T421	1'33.627
3	10 FERREIRA Matheus	Tatuus F4-T421	1'33.705
4	6 YAMAKOSHI Hiyu	Tatuus F4-T421	1'33.756
5	80 POWELL Alex	Tatuus F4-T421	1'33.811
6	14 AL DHAHERI Rashid	Tatuus F4-T421	1'33.829
7	50 GOWDA Dion	Tatuus F4-T421	1'33.832
8	31 BOHRA Akshay	Tatuus F4-T421	1'33.841
9	12 PRADEL Gianmarco	Tatuus F4-T421	1'33.863
10	51 NAKAMURA-BERTA Kean	Tatuus F4-T421	1'33.911
11	33 STOLCERMANIS Tomass	Tatuus F4-T421	1'33.926
12	36 JONSSON Gustav	Tatuus F4-T421	1'33.955
13	23 FRANCO Reno	Tatuus F4-T421	1'33.964
14	21 ISCHER Ethan	Tatuus F4-T421	1'34.010
15	71 REHM Maxim	Tatuus F4-T421	1'34.042
16	7 SAMMALISTO Luka	Tatuus F4-T421	1'34.051
17	22 FREY Enea	Tatuus F4-T421	1'34.053
18	49 PETROVIC Andrej	Tatuus F4-T421	1'34.083
19	77 YEH Enzo	Tatuus F4-T421	1'34.152
20	16 LARINI Davide	Tatuus F4-T421	1'34.231
21	3 POPOV Maksimilian	Tatuus F4-T421	1'34.301
22	24 ZHANG Shimo	Tatuus F4-T421	1'34.306
23	55 RODELLA Alvisè	Tatuus F4-T421	1'34.344
24	8 KOSTIC Andrija	Tatuus F4-T421	1'34.405
25	19 ANURAG Kabir	Tatuus F4-T421	1'34.440
26	88 HODENIUS Lin	Tatuus F4-T421	1'34.530
27	70 MRAD Kamal	Tatuus F4-T421	1'34.580
28	11 VIISOREANU Luca	Tatuus F4-T421	1'34.593
29	73 OLIVIERI Emanuele	Tatuus F4-T421	1'34.693
30	9 STACK Everett	Tatuus F4-T421	1'34.799
31	52 SAVINKOV Oleksandr	Tatuus F4-T421	1'34.885
32	62 ROBINSON Edward	Tatuus F4-T421	1'34.890
33	37 FIORENTINO Filippo	Tatuus F4-T421	1'35.223
34	5 DOBRZANSKI Wiktor	Tatuus F4-T421	1'35.431
35	54 HOLGUIN Gabriel	Tatuus F4-T421	1'35.916
36	29 BERREBY Nathanael	Tatuus F4-T421	1'35.939

SPEED

1	10 FERREIRA Matheus	Tatuus F4-T421	222,7
2	7 SAMMALISTO Luka	Tatuus F4-T421	222,2
3	31 BOHRA Akshay	Tatuus F4-T421	222,2
4	62 ROBINSON Edward	Tatuus F4-T421	221,8
5	19 ANURAG Kabir	Tatuus F4-T421	221,8
6	12 PRADEL Gianmarco	Tatuus F4-T421	221,8
7	55 RODELLA Alvisè	Tatuus F4-T421	221,8
8	45 BEETON Jack	Tatuus F4-T421	220,9
9	52 SAVINKOV Oleksandr	Tatuus F4-T421	220,9
10	11 VIISOREANU Luca	Tatuus F4-T421	220,0
11	71 REHM Maxim	Tatuus F4-T421	220,0
12	6 YAMAKOSHI Hiyu	Tatuus F4-T421	219,5
13	24 ZHANG Shimo	Tatuus F4-T421	219,5
14	21 ISCHER Ethan	Tatuus F4-T421	219,5
15	88 HODENIUS Lin	Tatuus F4-T421	219,5
16	77 YEH Enzo	Tatuus F4-T421	219,1
17	36 JONSSON Gustav	Tatuus F4-T421	219,1
18	16 LARINI Davide	Tatuus F4-T421	218,2
19	22 FREY Enea	Tatuus F4-T421	218,2
20	80 POWELL Alex	Tatuus F4-T421	218,2
21	27 SLATER Freddie	Tatuus F4-T421	218,2
22	14 AL DHAHERI Rashid	Tatuus F4-T421	217,7
23	50 GOWDA Dion	Tatuus F4-T421	217,7
24	3 POPOV Maksimilian	Tatuus F4-T421	217,7
25	49 PETROVIC Andrej	Tatuus F4-T421	216,9
26	51 NAKAMURA-BERTA Kean	Tatuus F4-T421	216,9
27	33 STOLCERMANIS Tomass	Tatuus F4-T421	216,9
28	23 FRANCO Reno	Tatuus F4-T421	216,9
29	5 DOBRZANSKI Wiktor	Tatuus F4-T421	216,9
30	73 OLIVIERI Emanuele	Tatuus F4-T421	216,9
31	8 KOSTIC Andrija	Tatuus F4-T421	216,9
32	29 BERREBY Nathanael	Tatuus F4-T421	216,0
33	9 STACK Everett	Tatuus F4-T421	216,0
34	70 MRAD Kamal	Tatuus F4-T421	215,6
35	37 FIORENTINO Filippo	Tatuus F4-T421	215,1
36	54 HOLGUIN Gabriel	Tatuus F4-T421	214,7

SEG. 1

1	21 ISCHER Ethan	12.980
2	7 SAMMALISTO Luka	13.000
3	62 ROBINSON Edward	13.010
4	27 SLATER Freddie	13.036
5	31 BOHRA Akshay	13.038
6	77 YEH Enzo	13.039
7	73 OLIVIERI Emanuele	13.040
8	24 ZHANG Shimo	13.048
9	12 PRADEL Gianmarco	13.049
10	11 VIISOREANU Luca	13.049
11	45 BEETON Jack	13.058
12	14 AL DHAHERI Rashid	13.062
13	10 FERREIRA Matheus	13.062
14	22 FREY Enea	13.063
15	3 POPOV Maksimilian	13.085
16	55 RODELLA Alvisè	13.088
17	6 YAMAKOSHI Hiyu	13.090
18	71 REHM Maxim	13.093
19	33 STOLCERMANIS Tomass	13.099
20	88 HODENIUS Lin	13.103
21	19 ANURAG Kabir	13.109
22	80 POWELL Alex	13.113
23	5 DOBRZANSKI Wiktor	13.119
24	23 FRANCO Reno	13.124
25	50 GOWDA Dion	13.125
26	54 HOLGUIN Gabriel	13.127
27	52 SAVINKOV Oleksandr	13.132
28	49 PETROVIC Andrej	13.132
29	37 FIORENTINO Filippo	13.137
30	36 JONSSON Gustav	13.146
31	51 NAKAMURA-BERTA Ke	13.149
32	16 LARINI Davide	13.158
33	9 STACK Everett	13.171
34	29 BERREBY Nathanael	13.180
35	8 KOSTIC Andrija	13.215
36	70 MRAD Kamal	13.244

SEG. 2

1	27 SLATER Freddie	32.509
2	31 BOHRA Akshay	32.512
3	6 YAMAKOSHI Hiyu	32.524
4	45 BEETON Jack	32.534
5	80 POWELL Alex	32.565
6	12 PRADEL Gianmarco	32.572
7	10 FERREIRA Matheus	32.583
8	33 STOLCERMANIS Tomass	32.591
9	14 AL DHAHERI Rashid	32.595
10	3 POPOV Maksimilian	32.595
11	23 FRANCO Reno	32.609
12	50 GOWDA Dion	32.612
13	36 JONSSON Gustav	32.614
14	49 PETROVIC Andrej	32.630
15	71 REHM Maxim	32.674
16	21 ISCHER Ethan	32.675
17	51 NAKAMURA-BERTA Ke	32.697
18	22 FREY Enea	32.706
19	7 SAMMALISTO Luka	32.715
20	16 LARINI Davide	32.739
21	24 ZHANG Shimo	32.753
22	88 HODENIUS Lin	32.762
23	77 YEH Enzo	32.770
24	19 ANURAG Kabir	32.792
25	52 SAVINKOV Oleksandr	32.806
26	55 RODELLA Alvisè	32.837
27	73 OLIVIERI Emanuele	32.852
28	11 VIISOREANU Luca	32.859
29	8 KOSTIC Andrija	32.879
30	70 MRAD Kamal	32.907
31	9 STACK Everett	32.964
32	62 ROBINSON Edward	32.980
33	5 DOBRZANSKI Wiktor	33.016
34	37 FIORENTINO Filippo	33.150
35	54 HOLGUIN Gabriel	33.183
36	29 BERREBY Nathanael	33.258

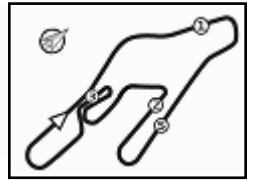
SEG. 3

1	45 BEETON Jack	28.159
2	36 JONSSON Gustav	28.175
3	27 SLATER Freddie	28.241
4	10 FERREIRA Matheus	28.246
5	77 YEH Enzo	28.247
6	33 STOLCERMANIS Tomass	28.250
7	6 YAMAKOSHI Hiyu	28.252
8	51 NAKAMURA-BERTA Ke	28.255
9	80 POWELL Alex	28.262
10	71 REHM Maxim	28.272
11	14 AL DHAHERI Rashid	28.288
12	7 SAMMALISTO Luka	28.297
13	50 GOWDA Dion	28.310
14	49 PETROVIC Andrej	28.342
15	23 FRANCO Reno	28.342
16	21 ISCHER Ethan	28.343
17	12 PRADEL Gianmarco	28.347
18	31 BOHRA Akshay	28.368
19	22 FREY Enea	28.381
20	55 RODELLA Alvisè	28.398
21	16 LARINI Davide	28.412
22	70 MRAD Kamal	28.424
23	24 ZHANG Shimo	28.441
24	8 KOSTIC Andrija	28.486
25	3 POPOV Maksimilian	28.509
26	19 ANURAG Kabir	28.526
27	52 SAVINKOV Oleksandr	28.534
28	9 STACK Everett	28.547
29	88 HODENIUS Lin	28.566
30	73 OLIVIERI Emanuele	28.585
31	62 ROBINSON Edward	28.597
32	11 VIISOREANU Luca	28.665
33	37 FIORENTINO Filippo	28.766
34	5 DOBRZANSKI Wiktor	28.817
35	54 HOLGUIN Gabriel	28.823
36	29 BERREBY Nathanael	29.043

SEG. 4

1	31 BOHRA Akshay	19.677
2	8 KOSTIC Andrija	19.709
3	36 JONSSON Gustav	19.714
4	45 BEETON Jack	19.716
5	6 YAMAKOSHI Hiyu	19.725
6	22 FREY Enea	19.726
7	50 GOWDA Dion	19.737
8	27 SLATER Freddie	19.738
9	80 POWELL Alex	19.768
10	10 FERREIRA Matheus	19.775
11	49 PETROVIC Andrej	19.792
12	51 NAKAMURA-BERTA Ke	19.794
13	12 PRADEL Gianmarco	19.798
14	7 SAMMALISTO Luka	19.802
15	23 FRANCO Reno	19.802
16	33 STOLCERMANIS Tomass	19.804
17	24 ZHANG Shimo	19.812
18	14 AL DHAHERI Rashid	19.825
19	77 YEH Enzo	19.835
20	88 HODENIUS Lin	19.844
21	71 REHM Maxim	19.853
22	16 LARINI Davide	19.867
23	55 RODELLA Alvisè	19.876
24	21 ISCHER Ethan	19.879
25	19 ANURAG Kabir	19.900
26	73 OLIVIERI Emanuele	19.919
27	3 POPOV Maksimilian	19.923
28	70 MRAD Kamal	19.936
29	9 STACK Everett	19.970
30	11 VIISOREANU Luca	19.971
31	62 ROBINSON Edward	20.018
32	52 SAVINKOV Oleksandr	20.090
33	37 FIORENTINO Filippo	20.092
34	5 DOBRZANSKI Wiktor	20.142
35	29 BERREBY Nathanael	20.352
36	54 HOLGUIN Gabriel	20.390





ACI Racing Weekend Vallelunga, 15-16 Giugno 2024

Italian F4 Championship - Ideal Time Qualifying 1

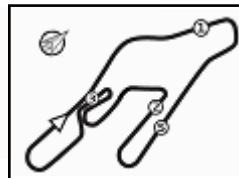
 Vallelunga 4.085 m
1 / 2

No. Driver	Car	Seg. 1 Diff. 1	Seg. 2 Diff. 2	Seg. 3 Diff. 3	Seg. 4 Diff. 4	Ideal Time		
						Best Lap	Pos.	Diff.
1 45 BEETON J. (AUS)	Tatuus F4-T421	13.058 +0.066	32.534 +0.065	28.159	19.716	1'33.467 1'33.598	1	0.131
2 27 SLATER F. (GBR)	Tatuus F4-T421	13.036 +0.018	32.509 +0.072	28.241	19.738 +0.013	1'33.524 1'33.627	2	0.103
3 6 YAMAKOSHI H. (JPN)	Tatuus F4-T421	13.090 +0.026	32.524 +0.139	28.252	19.725	1'33.591 1'33.756	4	0.165
4 31 BOHRA A. (IND)	Tatuus F4-T421	13.038	32.512 +0.010	28.368 +0.192	19.677 +0.044	1'33.595 1'33.841	8	0.246
5 36 JONSSON G. (SWE)	Tatuus F4-T421	13.146 +0.121	32.614	28.175 +0.149	19.714 +0.036	1'33.649 1'33.955	12	0.306
6 10 FERREIRA M. (BRA)	Tatuus F4-T421	13.062 +0.039	32.583	28.246	19.775	1'33.666 1'33.705	3	0.039
7 80 POWELL A. (USA)	Tatuus F4-T421	13.113 +0.010	32.565	28.262 +0.100	19.768	1'33.708 1'33.818	5	0.110
8 33 STOLCERMANIS T. (LVA)	Tatuus F4-T421	13.099	32.591 +0.160	28.250	19.804 +0.022	1'33.744 1'33.926	11	0.182
9 12 PRADEL G. (AUS)	Tatuus F4-T421	13.049	32.572 +0.058	28.347 +0.039	19.798	1'33.766 1'33.863	9	0.097
10 14 AL DHAHERI R. (UAE)	Tatuus F4-T421	13.062	32.595 +0.013	28.288	19.825 +0.046	1'33.770 1'33.829	6	0.059
11 50 GOWDA D. (IND)	Tatuus F4-T421	13.125 +0.007	32.612	28.310 +0.041	19.737	1'33.784 1'33.832	7	0.048
12 7 SAMMALISTO L. (FIN)	Tatuus F4-T421	13.000 +0.113	32.715 +0.005	28.297	19.802 +0.119	1'33.814 1'34.051	16	0.237
13 22 FREY E. (CHE)	Tatuus F4-T421	13.063 +0.036	32.706 +0.141	28.381	19.726	1'33.876 1'34.053	17	0.177
14 23 FRANCO R. (NLD)	Tatuus F4-T421	13.124 +0.032	32.609	28.342 +0.007	19.802 +0.048	1'33.877 1'33.964	13	0.087
15 21 ISCHER E. (CHE)	Tatuus F4-T421	12.980 +0.070	32.675 +0.043	28.343	19.879 +0.020	1'33.877 1'34.017	14	0.133
16 77 YEY E. (CHN)	Tatuus F4-T421	13.039 +0.117	32.770 +0.144	28.247	19.835	1'33.891 1'34.152	19	0.261
17 71 REHM M. (DEU)	Tatuus F4-T421	13.093 +0.037	32.674	28.272 +0.044	19.853 +0.069	1'33.892 1'34.042	15	0.150
18 51 NAKAMURA-BERTA K.	Tatuus F4-T421	13.149	32.697 +0.016	28.255	19.794	1'33.895 1'33.911	10	0.016
19 49 PETROVIC A. (SRB)	Tatuus F4-T421	13.132 +0.078	32.630	28.342 +0.109	19.792	1'33.896 1'34.083	18	0.187
20 24 ZHANG S. (CHN)	Tatuus F4-T421	13.048	32.753 +0.139	28.441 +0.015	19.812 +0.098	1'34.054 1'34.306	22	0.252
21 3 POPOV M. (GRD)	Tatuus F4-T421	13.085 +0.053	32.595 +0.019	28.509 +0.117	19.923	1'34.112 1'34.301	21	0.189
22 16 LARINI D. (ITA)	Tatuus F4-T421	13.158	32.739 +0.023	28.412 +0.032	19.867	1'34.176 1'34.231	20	0.055
23 55 RODELLA A. (ITA)	Tatuus F4-T421	13.088 +0.145	32.837	28.398	19.876	1'34.199 1'34.344	23	0.145
24 88 HODENIUS L. (NLD)	Tatuus F4-T421	13.103	32.762 +0.175	28.566	19.844 +0.080	1'34.275 1'34.530	26	0.255
25 8 KOSTIC A. (SRB)	Tatuus F4-T421	13.215	32.879 +0.045	28.486	19.709 +0.071	1'34.289 1'34.405	24	0.116
26 19 ANURAG K. (SGP)	Tatuus F4-T421	13.109 +0.039	32.792 +0.030	28.526 +0.013	19.900 +0.031	1'34.327 1'34.440	25	0.113
27 73 OLIVIERI E. (ITA)	Tatuus F4-T421	13.040 +0.154	32.852	28.585 +0.126	19.919 +0.017	1'34.396 1'34.693	29	0.297
28 70 MRAD K. (AUS)	Tatuus F4-T421	13.244 +0.069	32.907	28.424	19.936	1'34.511 1'34.580	27	0.069
29 11 VIISOREANU L. (ROU)	Tatuus F4-T421	13.049 +0.010	32.859	28.665 +0.039	19.971	1'34.544 1'34.593	28	0.049
30 52 SAVINKOV O. (UKR)	Tatuus F4-T421	13.132 +0.030	32.806 +0.273	28.534	20.090 +0.020	1'34.562 1'34.885	31	0.323
31 62 ROBINSON E. (ESP)	Tatuus F4-T421	13.010 +0.212	32.980 +0.036	28.597	20.018 +0.037	1'34.605 1'34.890	32	0.285
32 9 STACK E. (USA)	Tatuus F4-T421	13.171 +0.063	32.964 +0.001	28.547	19.970 +0.083	1'34.652 1'34.799	30	0.147
33 5 DOBRZANSKI W. (POL)	Tatuus F4-T421	13.119 +0.145	33.016 +0.116	28.817 +0.076	20.142	1'35.094 1'35.431	34	0.337

15/06/2024

Powered by FICr PERUGIA TIMING





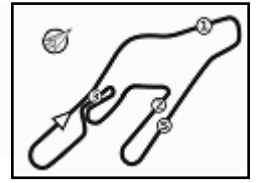
ACI Racing Weekend Vallelunga, 15-16 Giugno 2024

Italian F4 Championship - Ideal Time Qualifying 1

 Vallelunga 4.085 m
2 / 2

No. Driver	Car	Seg. 1	Seg. 2	Seg. 3	Seg. 4	Ideal Time			
		Diff. 1	Diff. 2	Diff. 3	Diff. 4	Best Lap	Pos.	Diff.	
34	37 FIORENTINO F. (BRA)	Tatuus F4-T421	13.137 +0.049	33.150	28.766	20.092 +0.029	1'35.145 1'35.223	33	0.078
35	54 HOLGUIN G. (VEN)	Tatuus F4-T421	13.127	33.183 +0.210	28.823 +0.183	20.390	1'35.523 1'35.916	35	0.393
36	29 BERREBY N. (CHE)	Tatuus F4-T421	13.180 +0.058	33.258	29.043 +0.048	20.352	1'35.833 1'35.939	36	0.106
Overall Ideal Time			12.980	32.509	28.159	19.677	1'33.325		





ACI Racing Weekend Vallelunga, 15-16 Giugno 2024

Italian F4 Championship - Chronological Analysis Qualifying 1

3 M. POPOV (1'34.301)							
Lap	Seg.1	Seg.2	Seg.3	Seg.4	Lap Time	km/h	Local Time
1							
2	21.509	38.880	30.581	21.084	1'52.054P	174,2	9:40'07.137
3	13.663	37.692	30.613	21.314	1'43.282	170,9	9:41'50.419
4	13.221	36.726	30.717	20.838	1'41.502	192,9	9:43'31.921
5	13.212	32.857	28.509	19.974	1'34.552	215,1	9:45'06.473
6	13.146	32.595	34.323	23.914	1'43.978	216,4	9:46'50.451
7	13.138	32.614	28.626	19.923	1'34.301	216,4	9:48'24.752
8	13.123	32.718	28.556	20.306	1'34.703	215,6	9:49'59.455
9	17.008	34.497	28.568	20.006	1'40.079	216,9	9:51'39.534
10	13.085	32.639	28.703	19.964	1'34.391	217,7	9:53'13.925

9 E. STACK (1'34.799)							
Lap	Seg.1	Seg.2	Seg.3	Seg.4	Lap Time	km/h	Local Time
1							
2	18.634	38.597	30.515	20.976	1'48.722P	162,7	9:40'08.200
3	13.453	38.204	30.225	21.839	1'43.721	196,0	9:41'51.921
4	13.197	33.164	28.971	20.204	1'35.536	213,4	9:43'27.457
5	13.171	33.334	29.178	20.289	1'35.972	216,0	9:45'03.429
6	13.245	33.116	28.572	20.040	1'34.973	213,0	9:46'38.402
7	13.234	32.965	28.547	20.053	1'34.799	214,3	9:48'13.201
8	14.071	41.073	36.791	20.616	1'52.551	188,2	9:50'05.752
9	13.237	32.964	28.716	19.997	1'34.914	213,0	9:51'40.666
10	13.222	33.062	28.562	19.970	1'34.816	215,6	9:53'15.482

5 W. DOBRZANSKI (1'35.431)							
Lap	Seg.1	Seg.2	Seg.3	Seg.4	Lap Time	km/h	Local Time
1							
2	19.294	37.791	31.055	21.309	1'49.449P	203,8	9:39'25.309
3	13.492	39.462	36.156	20.480	1'49.590	177,6	9:41'14.899
4	13.286	33.256	29.136	20.930	1'36.608	214,3	9:42'51.507
5	13.119	33.326	29.110	20.250	1'35.805	216,9	9:44'27.312
6	13.149	33.150	29.067	20.247	1'35.613	214,7	9:46'02.925
7	13.403	33.270	28.817	20.323	1'35.813	214,7	9:47'38.738
8	14.315	36.957	31.596	20.151	1'43.019	178,5	9:49'21.757
9	13.264	33.132	28.893	20.142	1'35.431	212,6	9:50'57.188
10	13.325	33.016	28.966	20.252	1'35.559	212,6	9:52'32.747

10 M. FERREIRA (1'33.705)							
Lap	Seg.1	Seg.2	Seg.3	Seg.4	Lap Time	km/h	Local Time
1							
2	17.886	34.682	29.319	20.365	1'42.252P	207,3	9:39'45.540
3	13.522	33.475	39.350	24.066	1'50.413	209,7	9:41'35.953
4	13.079	33.007	28.813	22.175	1'37.074	221,3	9:43'13.027
5	13.077	32.619	28.255	19.921	1'33.872	221,3	9:44'46.899
6	13.101	32.583	28.246	19.775	1'33.705	219,5	9:46'20.604
7	13.101	32.723	29.677	19.799	1'35.300	220,4	9:47'55.904
8	13.144	32.623	28.349	19.811	1'33.927	220,0	9:49'29.831
9	13.128	32.673	28.296	19.924	1'34.021	220,4	9:51'03.852
10	13.062	32.635	28.472			222,7	

6 H. YAMAKOSHI (1'33.756)							
Lap	Seg.1	Seg.2	Seg.3	Seg.4	Lap Time	km/h	Local Time
1							
2	19.785	40.880	33.527	22.525	1'56.717P	185,9	9:39'17.039
3	14.001	37.995	30.793	20.842	1'43.631	180,9	9:41'00.670
4	13.411	35.094	29.183	19.861	1'37.549	210,9	9:42'38.219
5	13.182	34.907	29.182	19.982	1'37.253	181,5	9:44'15.472
6	13.116	32.663	28.252	19.725	1'33.756	217,3	9:45'49.228
7	13.105	32.524	28.396	19.761	1'33.786	219,5	9:47'23.014
8	13.090	32.745	28.294	19.816	1'33.945	216,0	9:48'56.959
9	13.187	37.840	29.496	19.856	1'40.379	184,3	9:50'37.338
10	13.159	32.690	28.451			217,3	

11 L. VIISOREANU (1'34.593)							
Lap	Seg.1	Seg.2	Seg.3	Seg.4	Lap Time	km/h	Local Time
1							
2	19.437	40.401	35.046	22.602	1'57.486P	186,9	9:39'09.523
3	17.763	48.039	32.354	20.495	1'58.651	157,9	9:41'08.174
4	14.782	35.259	29.982	21.581	1'41.604	211,4	9:42'49.778
5	13.132	33.674	29.369	20.104	1'36.279	217,7	9:44'26.057
6	13.049	32.912	28.689	20.051	1'34.701	218,6	9:46'00.758
7	13.059	32.859	28.704	19.971	1'34.593	220,0	9:47'35.351
8	13.088	33.030	28.665	20.002	1'34.785	216,9	9:49'10.136
9	13.166	32.903	28.811	20.043	1'34.923	219,5	9:50'45.059
10	13.159	33.003	29.568			218,2	

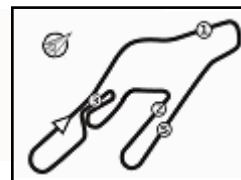
7 L. SAMMALISTO (1'34.051)							
Lap	Seg.1	Seg.2	Seg.3	Seg.4	Lap Time	km/h	Local Time
1							
2	17.638	38.321	31.143	21.460	1'48.562P	193,5	9:39'35.973
3	13.637	37.101	44.769	23.462	1'58.969	198,5	9:41'34.942
4	13.000	33.454	29.308	20.311	1'36.073	222,2	9:43'11.015
5	13.133	32.715	28.444	19.910	1'34.202	220,0	9:44'45.217
6	13.123	32.768	28.442	19.802	1'34.135	219,5	9:46'19.352
7	13.168	32.815	32.768	22.159	1'40.910	219,1	9:48'00.262
8	13.113	32.720	28.297	19.921	1'34.051	217,7	9:49'34.313
9	13.082	32.908	31.165	20.759	1'37.914	220,0	9:51'12.227
10	13.152	32.743	28.330	19.903	1'34.128	219,1	9:52'46.355

12 G. PRADEL (1'33.863)							
Lap	Seg.1	Seg.2	Seg.3	Seg.4	Lap Time	km/h	Local Time
1							
2	17.554	35.713	30.343	21.490	1'45.100P	204,9	9:39'19.440
3	13.214	37.836	31.015	21.397	1'43.462	206,9	9:41'02.902
4	13.206	34.948	29.311	20.410	1'37.875	204,9	9:42'40.777
5	13.115	32.808	29.495	20.064	1'35.482	220,0	9:44'16.259
6	13.049	32.630	28.386	19.798	1'33.863	220,9	9:45'50.122
7	13.074	32.572	28.480	19.819	1'33.945	221,8	9:47'24.067
8	13.051	32.619	28.350	19.848	1'33.868	219,5	9:48'57.935
9	13.110	32.844	28.451	19.938	1'34.343	217,3	9:50'32.278
10	13.201	32.712	28.347			216,4	

8 A. KOSTIC (1'34.405)							
Lap	Seg.1	Seg.2	Seg.3	Seg.4	Lap Time	km/h	Local Time
1							
2	21.301	40.007	31.444	22.526	1'55.278P	187,2	9:39'20.069
3	14.165	38.082	31.673	22.760	1'46.680	205,7	9:41'06.749
4	13.891	33.478	30.751	22.663	1'40.783	213,4	9:42'47.532
5	13.237	32.964	28.543	19.894	1'34.638	216,0	9:44'22.170
6	13.215	32.924	28.486	19.780	1'34.405	215,6	9:45'56.575
7	13.230	32.879	28.559	19.808	1'34.476	216,9	9:47'31.051
8	14.149	40.819	29.657	20.836	1'45.461	149,4	9:49'16.512

14 R. AL DHAHERI (1'33.829)							
Lap	Seg.1	Seg.2	Seg.3	Seg.4	Lap Time	km/h	Local Time
1							
2	19.125	37.208	31.284	21.803	1'49.420P	207,7	9:39'31.222
3	13.394	38.102	42.028	21.514	1'55.038	213,4	9:41'26.260
4	13.137	32.843	28.385	19.825	1'34.190	216,9	9:43'00.450
5	13.062	32.608	28.288	19.871	1'33.829	217,3	9:44'34.279

15/06/2024 P = Pits In/Out - C = Lap Time Cancelled



Vallelunga 4.085 m

2 / 4

ACI Racing Weekend Vallelunga, 15-16 Giugno 2024

Italian F4 Championship - Chronological Analysis Qualifying 1

6	13.074	32.595	28.337	19.838	1'33.844	217,7	9:46'08.123	3	17.575	45.151	31.256	22.841	1'56.823	162,2	9:41'05.435
7	13.090	38.153	37.007	20.626	1'48.876	204,5	9:47'56.999	4	13.231	33.882	29.872	21.665	1'38.650	204,9	9:42'44.085
8	13.130	32.717	28.389	20.303	1'34.539	216,0	9:49'31.538	5	13.154	32.711	28.461	19.904	1'34.230	214,7	9:44'18.315
9	13.097	32.765	28.418	19.982	1'34.262	216,4	9:51'05.800	6	13.124	32.765	28.367	19.875	1'34.131	215,6	9:45'52.446
10	13.138	32.705	28.314	19.862	1'34.019	216,0	9:52'39.819	7	13.156	32.609	28.349	19.850	1'33.964	216,9	9:47'26.410
								8	13.143	33.081	32.343	21.136	1'39.703	215,1	9:49'06.113
								9	13.216	32.837	28.371	19.965	1'34.389	213,9	9:50'40.502
								10	13.193	32.733	28.342	19.802	1'34.070	215,6	9:52'14.572

16 D. LARINI (1'34.231)

Lap	Seg.1	Seg.2	Seg.3	Seg.4	Lap Time	km/h	Local Time
1							
2	19.118	40.339	31.687	22.147	1'53.291P	170,3	9:40'04.675
3	14.583	38.548	30.516	20.969	1'44.616	190,1	9:41'49.291
4	13.225	33.019	28.660	19.997	1'34.901	216,0	9:43'24.192
5	13.187	32.823	28.432	19.968	1'34.410	216,4	9:44'58.602
6	13.172	32.779	28.412	19.887	1'34.250	215,6	9:46'32.852
7	13.181	32.906	36.117	25.364	1'47.568	215,6	9:48'20.420
8	13.219	32.916	31.894	22.457	1'40.486	218,2	9:50'00.906
9	13.174	32.739	28.431	19.891	1'34.235	216,9	9:51'35.141
10	13.158	32.762	28.444	19.867	1'34.231	217,3	9:53'09.372

24 S. ZHANG (1'34.306)

Lap	Seg.1	Seg.2	Seg.3	Seg.4	Lap Time	km/h	Local Time
1							
2	19.982	40.782	35.411	22.788	1'58.963P	172,8	9:39'09.127
3	17.539	49.470	36.186	20.848	2'04.043	142,3	9:41'13.170
4	13.441	33.214	29.049	21.982	1'37.686	211,8	9:42'50.856
5	13.092	32.753	28.599	19.956	1'34.400	217,3	9:44'25.256
6	13.066	32.934	28.589	20.009	1'34.598	217,3	9:45'59.854
7	13.048	32.892	28.456	19.910	1'34.306	219,5	9:47'34.160
8	13.155	32.915	28.441	19.812	1'34.323	213,9	9:49'08.483
9	13.185	32.898	28.458	19.924	1'34.465	214,7	9:50'42.948
10	13.186	32.880	28.481	19.829	1'34.376	214,7	9:52'17.324

19 K. ANURAG (1'34.440)

Lap	Seg.1	Seg.2	Seg.3	Seg.4	Lap Time	km/h	Local Time
1							
2	17.876	35.875	29.549	20.526	1'43.826P	209,7	9:39'48.844
3	13.342	37.944	39.154	24.300	1'54.740	186,2	9:41'43.584
4	13.343	33.065	29.936	20.152	1'36.496	216,9	9:43'20.080
5	13.165	32.917	28.537	20.016	1'34.635	218,6	9:44'54.715
6	13.109	32.792	28.849	20.683	1'35.433	221,8	9:46'30.148
7	13.153	32.927	28.526	19.900	1'34.506	218,6	9:48'04.654
8	13.148	32.822	28.539	19.931	1'34.440	218,2	9:49'39.094
9	13.129	32.937	28.649	20.143	1'34.858	218,2	9:51'13.952
10	13.163	32.963	28.776		220,0		

27 F. SLATER (1'33.627)

Lap	Seg.1	Seg.2	Seg.3	Seg.4	Lap Time	km/h	Local Time
1							
2	19.560	38.105	30.676	21.368	1'49.709P	173,9	9:39'33.232
3	13.451	37.451	45.177	21.188	1'57.267	193,5	9:41'30.499
4	13.141	32.706	28.421	19.738	1'34.006	215,6	9:43'04.505
5	13.099	32.509	28.250	19.771	1'33.629	216,0	9:44'38.134
6	13.036	32.521	28.329	19.868	1'33.754	218,2	9:46'11.888
7	13.054	32.581	28.241	19.751	1'33.627	214,7	9:47'45.515
8	14.692	37.519	29.270	20.103	1'41.584	155,0	9:49'27.099
9	13.112	32.594	28.289	19.753	1'33.748	213,4	9:51'00.847
10	13.145	32.685	28.462		214,3		

21 E. ISCHER (1'34.010)

Lap	Seg.1	Seg.2	Seg.3	Seg.4	Lap Time	km/h	Local Time
1							
2	20.216	40.007	36.353	22.853	1'59.429P	175,6	9:39'05.997
3	14.234	48.723	32.905	22.831	1'58.693	140,4	9:41'04.690
4	13.302	33.831	29.524	21.105	1'37.762	206,5	9:42'42.452
5	13.142	32.988	28.421	19.902	1'34.453	215,1	9:44'16.905
6	12.980	32.769	28.520	19.992	1'34.261	219,1	9:45'51.166
7	13.050	32.718	28.343	19.899	1'34.010	218,2	9:47'25.176
8	13.061	32.675	28.497	20.134	1'34.367	217,7	9:48'59.543
9	13.099	32.868	28.404	19.879	1'34.250	215,6	9:50'33.793
10	13.007	32.955	28.515		219,5		

29 N. BERREBY (1'35.939)

Lap	Seg.1	Seg.2	Seg.3	Seg.4	Lap Time	km/h	Local Time
1							
2	19.820	37.606	31.759	21.280	1'50.465P	203,8	9:39'57.920
3	13.462	34.729	29.867	20.890	1'38.948	209,7	9:41'36.868
4	13.402	33.836	29.521	21.667	1'38.426	215,1	9:43'15.294
5	13.180	33.419	29.148	20.458	1'36.205	216,0	9:44'51.499
6	13.204	33.375	29.570	20.540	1'36.689	213,0	9:46'28.188
7	13.991	38.911	33.148	20.492	1'46.542	165,9	9:48'14.730
8	13.208	33.769	29.043	20.391	1'36.411	211,4	9:49'51.141
9	13.278	33.535	29.122	20.371	1'36.306	213,4	9:51'27.447
10	13.238	33.258	29.091	20.352	1'35.939	214,3	9:53'03.386

22 E. FREY (1'34.053)

Lap	Seg.1	Seg.2	Seg.3	Seg.4	Lap Time	km/h	Local Time
1							
2	19.926	39.956	35.158	23.670	1'58.710P	139,2	9:39'08.031
3	17.754	45.758	46.175	23.871	2'13.558	150,0	9:41'21.589
4	13.379	33.310	28.930	19.930	1'35.549	211,4	9:42'57.138
5	13.188	32.982	28.550	19.976	1'34.696	214,3	9:44'31.834
6	13.099	32.847	28.381	19.726	1'34.053	216,0	9:46'05.887
7	13.112	32.755	28.466	19.866	1'34.199	216,9	9:47'40.086
8	15.237	40.776	34.353	21.621	1'51.987	166,9	9:49'32.073
9	13.063	32.830	28.698	19.904	1'34.495	216,4	9:51'06.568
10	13.069	32.706	28.459	19.952	1'34.186	218,2	9:52'40.754

31 A. BOHRA (1'33.841)

Lap	Seg.1	Seg.2	Seg.3	Seg.4	Lap Time	km/h	Local Time
1							
2	19.174	38.007	31.016	21.278	1'49.475P	182,1	9:39'34.122
3	13.424	37.412	45.236	21.932	1'58.004	194,2	9:41'32.126
4	13.156	32.948	28.630	19.875	1'34.609	220,0	9:43'06.735
5	13.121	32.606	28.368	19.794	1'33.889	220,0	9:44'40.624
6	13.115	32.512	28.391	19.939	1'33.957	220,4	9:46'14.581
7	13.125	32.646	28.421	19.677	1'33.869	220,4	9:47'48.450
8	13.096	36.772	30.393	22.034	1'42.295	169,3	9:49'30.745
9	13.085	32.555	28.412	19.897	1'33.949	221,3	9:51'04.694
10	13.038	32.522	28.560	19.721	1'33.841	222,2	9:52'38.535

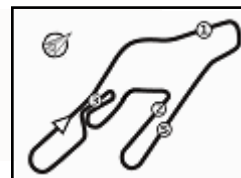
23 R. FRANCO (1'33.964)

Lap	Seg.1	Seg.2	Seg.3	Seg.4	Lap Time	km/h	Local Time
1							
2	19.549	39.732	35.542	22.812	1'57.635P	180,3	9:39'08.612

15/06/2024

P = Pits In/Out - C = Lap Time Cancelled





Vallelunga 4.085 m

3 / 4

ACI Racing Weekend Vallelunga, 15-16 Giugno 2024

Italian F4 Championship - Chronological Analysis Qualifying 1

33 T. STOLCERMANIS (1'33.926)							
Lap	Seg.1	Seg.2	Seg.3	Seg.4	Lap Time	km/h	Local Time
1							
2	19.709	36.627	30.329	21.044	1'47.709P	202,6	9:39'25.609
3	13.584	41.481	37.204	20.549	1'52.818	144,6	9:41'18.427
4	13.309	32.934	28.540	20.099	1'34.882	213,4	9:42'53.309
5	13.161	32.744	28.447	20.003	1'34.355	216,0	9:44'27.664
6	14.684	38.980	33.844	20.184	1'47.692	155,0	9:46'15.356
7	13.127	32.591	28.348	19.881	1'33.947	216,9	9:47'49.303
8	13.099	32.751	28.250	19.826	1'33.926	214,3	9:49'23.229
9	13.520	41.413	31.484	19.904	1'46.321	141,9	9:51'09.550
10	13.169	32.742	28.508	19.804	1'34.223	216,0	9:52'43.773

50 D. GOWDA (1'33.832)							
Lap	Seg.1	Seg.2	Seg.3	Seg.4	Lap Time	km/h	Local Time
1							
2	19.454	37.453	30.761	21.239	1'48.907P	202,2	9:39'27.520
3	13.677	40.031	38.140	20.739	1'52.587	156,7	9:41'20.107
4	13.242	32.912	28.597	19.905	1'34.656	214,3	9:42'54.763
5	13.137	32.815	28.388	19.895	1'34.235	214,7	9:44'28.998
6	13.675	39.112	31.332	19.808	1'43.927	156,5	9:46'12.925
7	13.136	32.629	28.310	19.781	1'33.856	215,6	9:47'46.781
8	13.132	32.612	28.351	19.737	1'33.832	217,7	9:49'20.613
9	13.219	32.800	36.578	19.984	1'42.581	212,6	9:51'03.194
10	13.125	32.629	28.430	19.819	1'34.003	217,7	9:52'37.197

36 G. JONSSON (1'33.955)							
Lap	Seg.1	Seg.2	Seg.3	Seg.4	Lap Time	km/h	Local Time
1							
2	19.498	41.274	33.919	22.638	1'57.329P	178,2	9:39'18.535
3	13.404	37.841	31.093	21.201	1'43.539	195,7	9:41'02.074
4	13.351	34.807	29.374	19.968	1'37.500	211,4	9:42'39.574
5	13.158	32.773	28.478	19.714	1'34.123	219,1	9:44'13.697
6	13.244	32.683	28.175	19.878	1'33.980	217,3	9:45'47.677
7	13.267	32.614	28.324	19.750	1'33.955	216,9	9:47'21.632
8	13.259	35.517	28.601	19.858	1'37.235	199,3	9:48'58.867
9	13.147	32.793	28.508	19.970	1'34.418	218,6	9:50'33.285
10	13.146	32.922	28.389	19.822	1'34.279	217,7	9:52'07.564

51 K. NAKAMURA-BERTA (1'33.911)							
Lap	Seg.1	Seg.2	Seg.3	Seg.4	Lap Time	km/h	Local Time
1							
2	20.157	38.186	30.992	21.927	1'51.262P	201,9	9:39'31.014
3	13.442	38.893	42.999	21.573	1'56.907	209,3	9:41'27.921
4	13.227	32.953	28.668	19.913	1'34.761	214,7	9:43'02.682
5	13.195	32.763	28.482	19.915	1'34.355	216,0	9:44'37.037
6	13.195	32.697	28.292	19.876	1'34.060	216,0	9:46'11.097
7	13.217	39.404	29.313	20.286	1'42.220	156,3	9:47'53.317
8	13.233	32.731	28.632	20.394	1'34.990	216,9	9:49'28.307
9	13.149	32.713	28.255	19.794	1'33.911	216,4	9:51'02.218
10	13.150	32.791	28.525			216,4	

37 F. FIORENTINO (1'35.223)							
Lap	Seg.1	Seg.2	Seg.3	Seg.4	Lap Time	km/h	Local Time
1							
2	17.938	40.222	31.277	21.848	1'51.285P	182,7	9:39'22.889
3	13.703	37.544	34.707	20.416	1'46.370	195,7	9:41'09.259
4	13.992	35.435	29.924	21.265	1'40.616	195,3	9:42'49.875
5	13.137	34.280	29.092	20.218	1'36.727	215,1	9:44'26.602
6	13.186	33.150	28.766	20.121	1'35.223	215,1	9:46'01.825
7	13.290	33.360	28.822	20.198	1'35.670	213,4	9:47'37.495
8	13.264	33.222	28.771	20.092	1'35.349	214,7	9:49'12.844
9	13.346	33.353	32.253	20.396	1'39.348	212,6	9:50'52.192
10	13.308	35.358	29.912			214,3	

52 O. SAVINKOV (1'34.885)							
Lap	Seg.1	Seg.2	Seg.3	Seg.4	Lap Time	km/h	Local Time
1							
2	18.934	36.190	29.794	20.750	1'45.668P	194,9	9:39'48.359
3	13.465	33.610	37.275	23.908	1'48.258	213,4	9:41'36.617
4	13.132	33.588	29.390	23.812	1'39.922	220,9	9:43'16.539
5	13.317	33.054	28.715	21.696	1'36.782	217,7	9:44'53.321
6	13.180	32.806	28.800	20.244	1'35.030	216,4	9:46'28.351
7	13.162	33.079	28.534	20.110	1'34.885	216,9	9:48'03.236
8	13.197	32.929	28.695	20.090	1'34.911	214,3	9:49'38.147
9	14.379	42.045	30.632	20.100	1'47.156	160,5	9:51'25.303
10	13.300	33.088	28.767	20.092	1'35.247	216,4	9:53'00.550

45 J. BEETON (1'33.598)							
Lap	Seg.1	Seg.2	Seg.3	Seg.4	Lap Time	km/h	Local Time
1							
2	18.756	38.244	31.428	21.495	1'49.923P	191,8	9:39'35.637
3	13.664	37.009	44.692	23.647	1'59.012	203,0	9:41'34.649
4	13.241	33.131	28.518	19.832	1'34.722	217,7	9:43'09.371
5	13.124	32.599	28.159	19.716	1'33.598	220,0	9:44'42.969
6	13.105	32.576	28.270	19.744	1'33.695	220,0	9:46'16.664
7	13.089	32.534	28.299	19.735	1'33.657	220,9	9:47'50.321
8	13.058	32.629	28.694	20.326	1'34.707	220,4	9:49'25.028
9	13.120	32.768	28.693			218,6	

54 G. HOLGUIN (1'35.916)							
Lap	Seg.1	Seg.2	Seg.3	Seg.4	Lap Time	km/h	Local Time
1							
2	19.125	37.552	31.626	21.929	1'50.232P	206,5	9:39'59.879
3	14.001	34.600	29.731	21.461	1'39.793	211,8	9:41'39.672
4	13.412	33.800	29.288	20.837	1'37.337	212,2	9:43'17.009
5	13.229	33.709	29.115	20.761	1'36.814	214,3	9:44'53.823
6	13.244	33.434	29.385	20.615	1'36.678	214,7	9:46'30.501
7	13.127	33.393	29.006	20.390	1'35.916	213,0	9:48'06.417
8	13.285	33.355	28.853	20.444	1'35.937	213,4	9:49'42.354
9	13.311	33.183	28.841	20.966	1'36.301	214,7	9:51'18.655
10	13.672	33.491	28.823	20.441	1'36.427	212,6	9:52'55.082

49 A. PETROVIC (1'34.083)							
Lap	Seg.1	Seg.2	Seg.3	Seg.4	Lap Time	km/h	Local Time
1							
2	23.405	38.610	30.533	21.205	1'53.753P	178,8	9:40'06.529
3	13.805	36.905	29.290	21.092	1'41.092	184,6	9:41'47.621
4	13.241	32.923	28.597	19.958	1'34.719	216,0	9:43'22.340
5	13.190	32.718	28.352	19.886	1'34.146	216,4	9:44'56.486
6	13.132	33.380	43.007	23.028	1'52.547	216,9	9:46'49.033
7	13.207	32.720	28.342	19.842	1'34.111	216,0	9:48'23.144
8	13.152	32.708	28.637	19.862	1'34.359	216,4	9:49'57.503
9	14.736	43.880	36.217	20.167	1'55.000	125,6	9:51'52.503

55 A. RODELLA (1'34.344)							
Lap	Seg.1	Seg.2	Seg.3	Seg.4	Lap Time	km/h	Local Time
1							
2	17.947	39.769	31.605	22.114	1'51.435P	171,2	9:39'22.436
3	13.480	37.384	32.035	22.511	1'45.410	209,7	9:41'07.846
4	14.661	34.974	30.018	21.455	1'41.108	208,9	9:42'48.954
5	13.181	33.053	28.635	20.026	1'34.895	217,7	9:44'23.849
6	13.218	32.987	28.508	19.878	1'34.591	216,0	9:45'58.440

15/06/2024

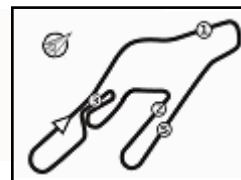
P = Pits In/Out - C = Lap Time Cancelled

Powered by FICr PERUGIA TIMING





3.4



Vallelunga 4.085 m

4 / 4

ACI Racing Weekend Vallelunga, 15-16 Giugno 2024 Italian F4 Championship - Chronological Analysis Qualifying 1

7	13.233	32.837	28.398	19.876	1'34.344	217,3	9:47'32.784	4	13.039	33.424	29.334	22.147	1'37.944	219,1	9:43'14.040
8	13.936	40.958	29.728	20.462	1'45.084	149,6	9:49'17.868	5	13.078	32.873	28.386	19.978	1'34.315	216,0	9:44'48.355
9	13.239	32.945	28.485	20.142	1'34.811	216,4	9:50'52.679	6	13.156	32.914	28.247	19.835	1'34.152	215,1	9:46'22.507
10	13.088	34.681	29.851	19.990	1'37.610	221,8	9:52'30.289	7	13.182	32.896	30.046	22.693	1'38.817	214,3	9:48'01.324
								8	13.119	32.866	28.438	19.924	1'34.347	214,7	9:49'35.671
								9	13.170	33.012	28.698	19.925	1'34.805	214,7	9:51'10.476
								10	13.115	32.770	28.346	19.938	1'34.169	216,0	9:52'44.645

62 E. ROBINSON (1'34.890)

Lap	Seg.1	Seg.2	Seg.3	Seg.4	Lap Time	km/h	Local Time
1							
2	17.871	36.092	31.113	21.269	1'46.345P	208,1	9:39'36.533
3	13.670	37.166	44.854	24.022	1'59.712	210,5	9:41'36.245
4	13.010	33.646	29.168	22.461	1'38.285	221,8	9:43'14.530
5	13.142	33.075	28.742	20.018	1'34.977	219,1	9:44'49.507
6	13.222	33.016	28.597	20.055	1'34.890	217,3	9:46'24.397
7	13.268	32.980	28.776	22.285	1'37.309	216,4	9:48'01.706
8	13.099	33.081	29.053	20.023	1'35.256	219,5	9:49'36.962
9	13.251	33.162	28.762	20.465	1'35.640	216,0	9:51'12.602
10	13.231	33.113	28.996	20.207	1'35.547	220,0	9:52'48.149

80 A. POWELL (1'33.818)

Lap	Seg.1	Seg.2	Seg.3	Seg.4	Lap Time	km/h	Local Time
1							
2	19.453	37.638	30.751	21.575	1'49.417P	191,8	9:39'30.155
3	13.674	38.365	41.689	21.364	1'55.092	196,7	9:41'25.247
4	13.282	32.845	28.474	19.833	1'34.434	214,7	9:42'59.681
5	13.170	32.665	28.262	19.778	1'33.875	216,4	9:44'33.556
6	13.123	32.565	28.362	19.768	1'33.818	215,1	9:46'07.374
7	13.152	35.541	41.384	21.303	1'51.380	217,3	9:47'58.754
8	13.159	32.651	28.475	20.516	1'34.801	215,1	9:49'33.555
9	13.117	32.661	28.300	19.843	1'33.921	215,6	9:51'07.476
10	13.113	32.650	28.353	19.810	1'33.926	218,2	9:52'41.402

70 K. MRAD (1'34.580)

Lap	Seg.1	Seg.2	Seg.3	Seg.4	Lap Time	km/h	Local Time
1							
2	20.568	38.744	30.511	20.967	1'50.790P	184,0	9:40'07.581
3	13.606	38.156	30.244	21.635	1'43.641	185,2	9:41'51.222
4	13.244	33.398	28.764	20.143	1'35.549	212,6	9:43'26.771
5	13.322	33.131	28.550	20.029	1'35.032	213,4	9:45'01.803
6	13.288	32.967	28.468	19.943	1'34.666	213,0	9:46'36.469
7	13.292	32.984	28.522	19.954	1'34.752	213,4	9:48'11.221
8	14.348	41.810	31.134	20.386	1'47.678	157,9	9:49'58.899
9	13.325	32.942	28.619	19.974	1'34.860	213,9	9:51'33.759
10	13.313	32.907	28.424	19.936	1'34.580	215,6	9:53'08.339

88 L. HODENIUS (1'34.530)

Lap	Seg.1	Seg.2	Seg.3	Seg.4	Lap Time	km/h	Local Time
1							
2	20.667	39.581	33.650	22.400	1'56.298P	189,1	9:39'19.271
3	13.964	38.504	31.497	22.702	1'46.667	199,6	9:41'05.938
4	13.301	33.837	30.893	21.441	1'39.472	209,7	9:42'45.410
5	13.151	32.878	28.686	20.018	1'34.733	217,7	9:44'20.143
6	13.183	32.947	28.636	19.857	1'34.623	216,9	9:45'54.766
7	13.208	32.762	28.726	20.354	1'35.050	217,3	9:47'29.816
8	13.233	32.991	28.651	19.844	1'34.719	216,0	9:49'04.535
9	13.810	42.723	32.251	20.012	1'48.796	142,1	9:50'53.331
10	13.103	32.937	28.566	19.924	1'34.530	219,5	9:52'27.861

71 M. REHM (1'34.042)

Lap	Seg.1	Seg.2	Seg.3	Seg.4	Lap Time	km/h	Local Time
1							
2	17.778	36.568	30.225	20.685	1'45.256P	192,2	9:40'34.168
3	13.376	33.326	28.754	19.977	1'35.433	215,6	9:42'09.601
4	13.199	32.849	28.272	20.009	1'34.329	217,7	9:43'43.930
5	13.139	32.808	28.336	19.938	1'34.221	218,2	9:45'18.151
6	13.158	32.740	28.309	19.920	1'34.127	219,1	9:46'52.278
7	13.093	34.740	29.769	20.375	1'37.977	219,1	9:48'30.255
8	13.167	32.766	28.295	19.853	1'34.081	218,6	9:50'04.336
9	13.117	32.904	28.293	19.871	1'34.185	218,6	9:51'38.521
10	13.130	32.674	28.316	19.922	1'34.042	220,0	9:53'12.563

73 E. OLIVIERI (1'34.693)

Lap	Seg.1	Seg.2	Seg.3	Seg.4	Lap Time	km/h	Local Time
1							
2	18.333	38.470	31.342	22.019	1'50.164P	185,9	9:39'22.606
3	13.787	37.288	36.315	20.815	1'48.205	204,5	9:41'10.811
4	13.216	33.691	30.247	21.347	1'38.501	216,9	9:42'49.312
5	13.040	33.213	28.892	20.152	1'35.297	216,9	9:44'24.609
6	13.117	33.067	28.678	19.941	1'34.803	215,6	9:45'59.412
7	13.179	33.506	30.305	19.994	1'36.984	216,4	9:47'36.396
8	13.194	32.852	28.711	19.936	1'34.693	215,1	9:49'11.089
9	13.194	32.975	28.585	19.993	1'34.747	213,9	9:50'45.836
10	13.159	32.875	28.753	19.919	1'34.706	216,4	9:52'20.542

77 E. YEH (1'34.152)

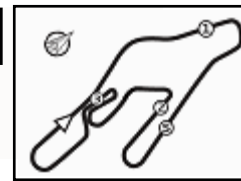
Lap	Seg.1	Seg.2	Seg.3	Seg.4	Lap Time	km/h	Local Time
1							
2	17.753	37.595	31.154	21.431	1'47.933P	193,2	9:39'36.410
3	13.619	37.108	44.665	24.294	1'59.686	191,8	9:41'36.096

15/06/2024

P = Pits In/Out - C = Lap Time Cancelled

Powered by FICr PERUGIA TIMING





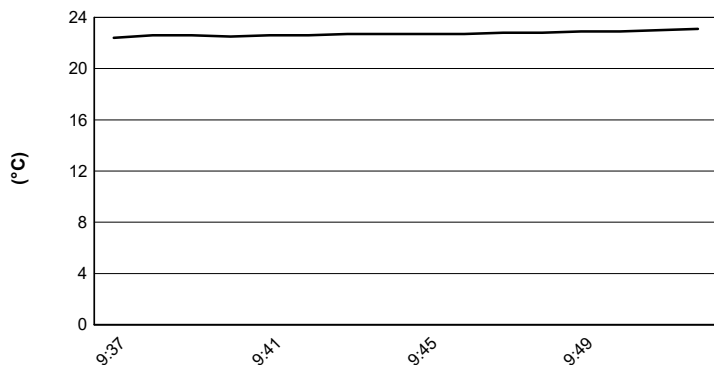
Vallelunga 4.085 m

ACI Racing Weekend Vallelunga, 15-16 Giugno 2024

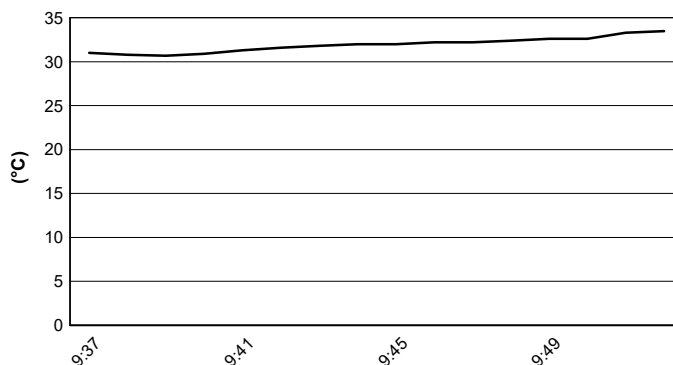
Italian F4 Championship - Weather Report Qualifying 1

Session started 09:37 - Session ended 9:53


Air Temperature



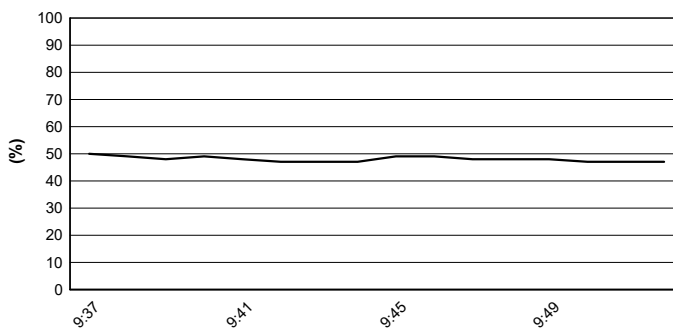
Track Temperature



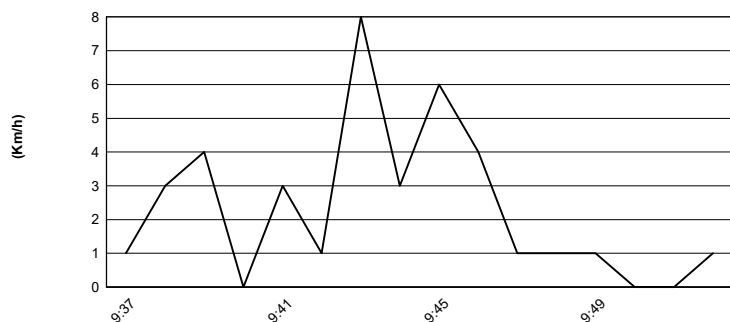
Air Pressure



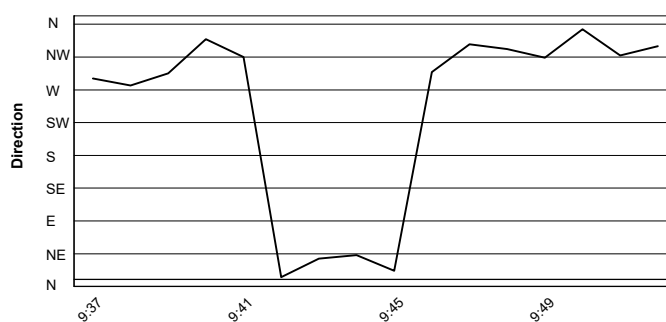
Humidity



Wind Speed

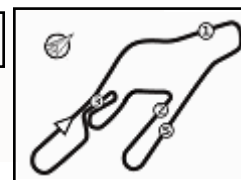


Wind Direction



15/06/2024





ACI Racing Weekend Vallelunga, 15-16 Giugno 2024

Italian F4 Championship - Results - Second Fastest Lap Qualifying 1

Vallelunga 4.085 m

No.	Driver	Nat	Entrant	Team	Car	Class	Time	Gap	Rel.	Laps
1	27 SLATER Freddie	GBR	Prema Racing	Prema Racing	Tatuus F4-T421		1'33.629			8
2	45 BEETON Jack	AUS	US Racing	US Racing	Tatuus F4-T421		1'33.657	0.028	0.028	7
3	6 YAMAKOSHI Hiyu	JPN	Van Amersfoort Racing	Van Amersfoort Racing	Tatuus F4-T421		1'33.786	0.157	0.129	8
4	14 AL DHAHERI Rashid	UAE	Prema Racing	Prema Racing	Tatuus F4-T421		1'33.844	0.215	0.058	9
5	50 GOWDA Dion	IND	Prema Racing	Prema Racing	Tatuus F4-T421		1'33.856	0.227	0.012	9
6	12 PRADEL Gianmarco	AUS	US Racing	US Racing	Tatuus F4-T421		1'33.868	0.239	0.012	8
7	31 BOHRA Akshay	IND	US Racing	US Racing	Tatuus F4-T421		1'33.869	0.240	0.001	9
8	10 FERREIRA Matheus	BRA	US Racing	US Racing	Tatuus F4-T421		1'33.872	0.243	0.003	8
9	80 POWELL Alex	USA	Prema Racing	Prema Racing	Tatuus F4-T421	R	1'33.875	0.246	0.003	9
10	33 STOLCERMANIS Tomass	LVA	Prema Racing	Prema Racing	Tatuus F4-T421	R	1'33.947	0.318	0.072	9
11	36 JONSSON Gustav	SWE	Van Amersfoort Racing	Van Amersfoort Racing	Tatuus F4-T421		1'33.980	0.351	0.033	9
12	51 NAKAMURA-BERTA Kean	JPN	Prema Racing	Prema Racing	Tatuus F4-T421	R	1'34.060	0.431	0.080	8
13	23 FRANCO Reno	NLD	Jenzer Motorsport	Jenzer Motorsport	Tatuus F4-T421		1'34.070	0.441	0.010	9
14	71 REHM Maxim	DEU	US Racing	US Racing	Tatuus F4-T421	R	1'34.081	0.452	0.011	9
15	49 PETROVIC Andrej	SRB	PHM AIX Racing	PHM AIX Racing	Tatuus F4-T421	R	1'34.111	0.482	0.030	9
16	7 SAMMALISTO Luka	FIN	R-ACE GP	R-ACE GP	Tatuus F4-T421	R	1'34.128	0.499	0.017	9
17	77 YEH Enzo	CHN	R-ACE GP	R-ACE GP	Tatuus F4-T421	R	1'34.169	0.540	0.041	9
18	22 FREY Enea	CHE	Jenzer Motorsport	Jenzer Motorsport	Tatuus F4-T421	R	1'34.186	0.557	0.017	9
19	16 LARINI Davide	ITA	PHM AIX Racing	PHM AIX Racing	Tatuus F4-T421		1'34.235	0.606	0.049	9
20	21 ISCHER Ethan	CHE	Jenzer Motorsport	Jenzer Motorsport	Tatuus F4-T421		1'34.250	0.621	0.015	8
21	24 ZHANG Shimo	CHN	Jenzer Motorsport	Jenzer Motorsport	Tatuus F4-T421	R	1'34.323	0.694	0.073	9
22	3 POPOV Maksimilian	GRD	PHM AIX Racing	PHM AIX Racing	Tatuus F4-T421	R	1'34.391	0.762	0.068	9
23	8 KOSTIC Andrija	SRB	Van Amersfoort Racing	Van Amersfoort Racing	Tatuus F4-T421	R	1'34.476	0.847	0.085	8
24	19 ANURAG Kabir	SGP	US Racing	US Racing	Tatuus F4-T421	R	1'34.506	0.877	0.030	8
25	55 RODELLA Alvise	ITA	Van Amersfoort Racing	Van Amersfoort Racing	Tatuus F4-T421		1'34.591	0.962	0.085	9
26	88 HODENIUS Lin	NLD	Van Amersfoort Racing	Van Amersfoort Racing	Tatuus F4-T421		1'34.623	0.994	0.032	9
27	70 MRAD Kamal	AUS	PHM AIX Racing	PHM AIX Racing	Tatuus F4-T421	R	1'34.666	1.037	0.043	9
28	11 VIISOREANU Luca	ROU	Real Racing	Real Racing	Tatuus F4-T421	R	1'34.701	1.072	0.035	8
29	73 OLIVIERI Emanuele	ITA	AKM Motorsport	AKM Motorsport	Tatuus F4-T421	R	1'34.706	1.077	0.005	9
30	9 STACK Everett	USA	PHM AIX Racing	PHM AIX Racing	Tatuus F4-T421		1'34.816	1.187	0.110	9
31	52 SAVINKOV Oleksandr	UKR	AKM Motorsport	AKM Motorsport	Tatuus F4-T421	R	1'34.911	1.282	0.095	9
32	62 ROBINSON Edward	ESP	AS Motorsport	AS Motorsport	Tatuus F4-T421	R	1'34.977	1.348	0.066	9
33	37 FIORENTINO Filippo	BRA	Cram Motorsport	Cram Motorsport	Tatuus F4-T421	R	1'35.349	1.720	0.372	8
34	5 DOBRZANSKI Wiktor	POL	AKM Motorsport	AKM Motorsport	Tatuus F4-T421		1'35.559	1.930	0.210	9
35	54 HOLGUIN Gabriel	VEN	Maffi Racing	Maffi Racing	Tatuus F4-T421	R	1'35.937	2.308	0.378	9
36	29 BERREBY Nathanael	CHE	Maffi Racing	Maffi Racing	Tatuus F4-T421	R	1'36.205	2.576	0.268	9

Humidity:	48%	Air	22°C
Condition:	DRY	Track	31°C

Clerk of the Course : Dino Lodola

Race Director : Alessandro Ferrari

 Start 15/06/2024 09:37
 End 09:53