

ACI Racing Weekend Misano, 4-5 Maggio 2024

Italian F4 Championship - Results Race 1

Misano Circuit Sic 58 4.226 m

Laps 19 = 80,294 km - Avg 146,251 km/h - Race Time 32'56.451

No.	Driver	Nat	Entrant	Team	Car	Class	Laps	Time	Gap	Rel.	Fastest Lap	
1	27 SLATER Freddie	GBR	Prema Racing	Prema Racing	Tatuus F4-T421		19	32'56.451		9	1'35.242	
2	80 POWELL Alex	USA	Prema Racing	Prema Racing	Tatuus F4-T421	R	19	32'57.178	0.727	0.727	9	1'35.254
3	12 PRADEL Gianmarco	AUS	US Racing	US Racing	Tatuus F4-T421		19	32'59.840	3.389	2.662	13	1'35.503
4	31 BOHRA Akshay	USA	US Racing	US Racing	Tatuus F4-T421		19	33'00.634	4.183	0.794	9	1'35.510
5	45 BEETON Jack	AUS	US Racing	US Racing	Tatuus F4-T421		19	33'01.815	5.364	1.181	11	1'35.406
6	6 YAMAKOSHI Hiyu	JPN	Van Amersfoort Racing	Van Amersfoort Racing	Tatuus F4-T421		19	33'04.275	7.824	2.460	18	1'35.516
7	77 YEH Enzo	CHN	R-ACE GP	R-ACE GP	Tatuus F4-T421	R	19	33'05.727	9.276	1.452	17	1'35.361
8	51 NAKAMURA-BERTA Kean	JPN	Prema Racing	Prema Racing	Tatuus F4-T421	R	19	33'07.189	10.738	1.462	10	1'35.556
9	33 STOLCERMANIS Tomass	LVA	Prema Racing	Prema Racing	Tatuus F4-T421	R	19	33'07.334	10.883	0.145	10	1'35.238
10	14 AL DHAHERI Rashid	UAE	Prema Racing	Prema Racing	Tatuus F4-T421		19	33'07.656	11.205	0.322	11	1'35.531
11	50 GOWDA Dion	IND	Prema Racing	Prema Racing	Tatuus F4-T421		19	33'08.142	11.691	0.486	13	1'35.475
12	23 FRANCOT Reno	NLD	Jenzer Motorsport	Jenzer Motorsport	Tatuus F4-T421		19	33'11.553	15.102	3.411	13	1'35.761
13	21 ISCHER Ethan	CHE	Jenzer Motorsport	Jenzer Motorsport	Tatuus F4-T421		19	33'12.117	15.666	0.564	15	1'35.469
14	16 LARINI Davide	ITA	PHM AIX Racing	PHM AIX Racing	Tatuus F4-T421		19	33'12.384	15.933	0.267	16	1'35.588
15	10 FERREIRA Matheus	BRA	US Racing	US Racing	Tatuus F4-T421		19	33'12.985	16.534	0.601	16	1'35.828
16	36 JONSSON Gustav	SWE	Van Amersfoort Racing	Van Amersfoort Racing	Tatuus F4-T421		19	33'15.378	18.927	2.393	18	1'35.967
17	49 PETROVIC Andrej	SRB	PHM AIX Racing	PHM AIX Racing	Tatuus F4-T421	R	19	33'16.488	20.037	1.110	18	1'35.849
18	71 REHM Maxim	DEU	US Racing	US Racing	Tatuus F4-T421	R	19	33'16.859	20.408	0.371	12	1'35.970
19	73 OLIVIERI Emanuele	ITA	AKM Motorsport	AKM Motorsport	Tatuus F4-T421	R	19	33'17.113	20.662	0.254	19	1'35.952
20	22 FREY Enea	CHE	Jenzer Motorsport	Jenzer Motorsport	Tatuus F4-T421	R	19	33'19.148	22.697	2.035	13	1'36.008
21	3 POPOV Maksimilian	GRD	PHM AIX Racing	PHM AIX Racing	Tatuus F4-T421	R	19	33'20.126	23.675	0.978	13	1'35.489
22	88 HODENIUS Lin	NLD	Van Amersfoort Racing	Van Amersfoort Racing	Tatuus F4-T421		19	33'21.094	24.643	0.968	12	1'35.745
23	55 RODELLA Alvise	ITA	Van Amersfoort Racing	Van Amersfoort Racing	Tatuus F4-T421		19	33'21.475	25.024	0.381	13	1'36.175
24	24 ZHANG Shimo	CHN	Jenzer Motorsport	Jenzer Motorsport	Tatuus F4-T421	R	19	33'21.675	25.224	0.200	18	1'35.851
25	7 SAMMALISTO Luka	FIN	R-ACE GP	R-ACE GP	Tatuus F4-T421	R	19	33'24.664	28.213	2.989	11	1'35.781
26	70 MRAD Kamal	AUS	PHM AIX Racing	PHM AIX Racing	Tatuus F4-T421	R	19	33'25.873	29.422	1.209	15	1'36.312
27	8 KOSTIC Andrija	SRB	Van Amersfoort Racing	Van Amersfoort Racing	Tatuus F4-T421	R	19	33'26.603	30.152	0.730	13	1'36.216
28	11 VIISOREANU Luca	ROU	Real Racing	Real Racing	Tatuus F4-T421	R	19	33'27.305	30.854	0.702	12	1'36.064
29	19 ANURAG Kabir	SGP	US Racing	US Racing	Tatuus F4-T421	R	19	33'27.646	31.195	0.341	16	1'35.596
30	95 DUNA Andrei	ROU	Real Racing	Real Racing	Tatuus F4-T421		19	33'37.766	41.315	10.120	12	1'37.036
31	9 STACK Everett	USA	PHM AIX Racing	PHM AIX Racing	Tatuus F4-T421		19	33'38.441	41.990	0.675	7	1'36.879
32	18 KOLLER Jan	CZE	BVM Racing	BVM Racing	Tatuus F4-T421	R	19	33'40.696	44.245	2.255	17	1'37.045
33	52 SAVINKOV Oleksandr	UKR	AKM Motorsport	AKM Motorsport	Tatuus F4-T421	R	19	33'41.719	45.268	1.023	16	1'36.999
34	54 HOLGUIN Gabriel	VEN	Maffi Racing	Maffi Racing	Tatuus F4-T421	R	19	34'00.256	1'03.805	18.537	16	1'37.800
35	62 ROBINSON Edward	ESP	AS Motorsport	AS Motorsport	Tatuus F4-T421	R	14	26'29.355	5 Laps	5 Laps	11	1'37.133
----- Not Classified -----												
RET	35 DARYANANI Kai Manesh	IND	Cram Motorsport	Cram Motorsport	Tatuus F4-T421		2	3'29.707	17 Laps		2	1'39.130
RET	29 BERREBY Nathanael	CHE	Maffi Racing	Maffi Racing	Tatuus F4-T421	R	2	3'32.077	17 Laps		2	1'39.458

Starting: 37 Classified: 35 Not Classified: 0 Retired: 2 Not Started: 0

Fastest Lap N. 10 No. 33 Tomass Stolcermanis Time 1'35.238 Avg. 159,743 Km/h

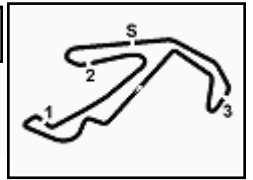
Humidity:	69%	AIR	18°C
Condition:	DRY	Track	24°C

Stewards : Ronny Guarini Franco Leoni Raffaele Giammaria

 Start 11:36 End 12:10
 04/05/2024

Powered by FICr PERUGIA TIMING





ACI Racing Weekend Misano, 4-5 Maggio 2024

Italian F4 Championship - Results by Class Race 1

Misano Circuit Sic 58 4.226 m

Rookie

Laps 19 = 80,294 km - Avg 146,197 km/h - Race Time 32'57.178

No.	Driver	Nat	Entrant	Team	Car	Laps	Time	Gap	Rel.	Fastest Lap	
1	80 POWELL Alex	USA	Prema Racing	Prema Racing	Tatuus F4-T421	19	32'57.178		9	1'35.254	
2	77 YEH Enzo	CHN	R-ACE GP	R-ACE GP	Tatuus F4-T421	19	33'05.727	8.549	8.549	17	1'35.361
3	51 NAKAMURA-BERTA Kean	JPN	Prema Racing	Prema Racing	Tatuus F4-T421	19	33'07.189	10.011	1.462	10	1'35.556
4	33 STOLCERMANIS Tomass	LVA	Prema Racing	Prema Racing	Tatuus F4-T421	19	33'07.334	10.156	0.145	10	1'35.238
5	49 PETROVIC Andrej	SRB	PHM AIX Racing	PHM AIX Racing	Tatuus F4-T421	19	33'16.488	19.310	9.154	18	1'35.849
6	71 REHM Maxim	DEU	US Racing	US Racing	Tatuus F4-T421	19	33'16.859	19.681	0.371	12	1'35.970
7	73 OLIVIERI Emanuele	ITA	AKM Motorsport	AKM Motorsport	Tatuus F4-T421	19	33'17.113	19.935	0.254	19	1'35.952
8	22 FREY Enea	CHE	Jenzer Motorsport	Jenzer Motorsport	Tatuus F4-T421	19	33'19.148	21.970	2.035	13	1'36.008
9	3 POPOV Maksimilian	GRD	PHM AIX Racing	PHM AIX Racing	Tatuus F4-T421	19	33'20.126	22.948	0.978	13	1'35.489
10	24 ZHANG Shimo	CHN	Jenzer Motorsport	Jenzer Motorsport	Tatuus F4-T421	19	33'21.675	24.497	1.549	18	1'35.851
11	7 SAMMALISTO Luka	FIN	R-ACE GP	R-ACE GP	Tatuus F4-T421	19	33'24.664	27.486	2.989	11	1'35.781
12	70 MRAD Kamal	AUS	PHM AIX Racing	PHM AIX Racing	Tatuus F4-T421	19	33'25.873	28.695	1.209	15	1'36.312
13	8 KOSTIC Andrija	SRB	Van Amersfoort Racing	Van Amersfoort Racing	Tatuus F4-T421	19	33'26.603	29.425	0.730	13	1'36.216
14	11 VIISOREANU Luca	ROU	Real Racing	Real Racing	Tatuus F4-T421	19	33'27.305	30.127	0.702	12	1'36.064
15	19 ANURAG Kabir	SGP	US Racing	US Racing	Tatuus F4-T421	19	33'27.646	30.468	0.341	16	1'35.596
16	18 KOLLER Jan	CZE	BVM Racing	BVM Racing	Tatuus F4-T421	19	33'40.696	43.518	13.050	17	1'37.045
17	52 SAVINKOV Oleksandr	UKR	AKM Motorsport	AKM Motorsport	Tatuus F4-T421	19	33'41.719	44.541	1.023	16	1'36.999
18	54 HOLGUIN Gabriel	VEN	Maffi Racing	Maffi Racing	Tatuus F4-T421	19	34'00.256	1'03.078	18.537	16	1'37.800
19	62 ROBINSON Edward	ESP	AS Motorsport	AS Motorsport	Tatuus F4-T421	14	26'29.355	5 Laps	5 Laps	11	1'37.133
----- Not Classified -----											
RET	29 BERREBY Nathanael	CHE	Maffi Racing	Maffi Racing	Tatuus F4-T421	2	3'32.077	17 Laps		2	1'39.458

Starting: 20 Classified: 19 Not Classified: 0 Retired: 1 Not Started: 0

Fastest Lap N. 10 No. 33 Tomass Stolcermanis Time 1'35.238 Avg. 159,743 Km/h

Humidity:	69%	AIR	18°C
Condition:	DRY	Track	24°C

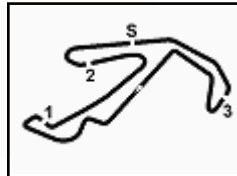
Clerk of the Course : Fabrizio Fondacci

Race Director : Alessandro Ferrari

04/05/2024	Start 11:36	End 12:10
------------	----------------	--------------

Powered by FICr PERUGIA TIMING





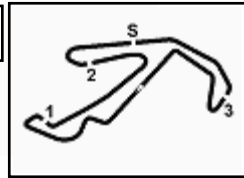
Misano Circuit Sic 58 4.226 m

ACI Racing Weekend Misano, 4-5 Maggio 2024
Italian F4 Championship - Lap Chart Race 1

	Lap																		
	1	2	3	4	5	6	7	8	9	10	11	12	13	14	15	16	17	18	19
1	27	27	27	27	27	27	27	27	27	27	27	27	27	27	27	27	27	27	27
2	80	80	80	80	80	80	80	80	80	80	80	80	80	80	80	80	80	80	80
3	12	12	12	12	12	12	12	12	12	12	12	12	12	12	12	12	12	12	12
4	31	31	31	31	31	31	31	31	31	31	31	31	31	31	31	31	31	31	31
5	6	6	6	6	6	6	45	45	45	45	45	45	45	45	45	45	45	45	45
6	45	45	45	45	45	45	6	6	6	6	6	6	6	6	6	6	6	6	6
7	77	77	77	77	77	77	77	77	77	77	77	77	77	77	77	77	77	77	77
8	16	16	16	16	16	33	33	33	51	51	51	51	51	51	51	51	51	51	51
9	33	33	33	33	33	51	51	51	33	33	33	33	33	33	33	33	33	33	33
10	14	51	51	51	14	14	14	14	14	14	14	14	14	14	14	14	14	14	14
11	51	14	14	14	14	16	16	16	50	50	50	50	50	50	50	50	50	50	50
12	50	23	23	23	23	50	50	50	23	23	23	23	23	23	23	23	23	23	23
13	23	50	50	50	50	23	23	23	21	21	21	21	21	21	21	21	21	21	21
14	21	10	10	10	10	21	21	21	16	16	16	16	16	16	16	16	16	16	16
15	10	21	21	21	21	10	10	10	10	10	10	10	10	10	10	10	10	10	10
16	36	49	49	49	49	36	36	36	36	36	36	36	36	36	36	36	36	36	36
17	49	36	36	36	36	49	49	49	49	49	49	49	49	49	49	49	49	49	49
18	71	22	22	22	22	22	22	22	71	71	71	71	71	71	71	71	71	71	71
19	22	71	71	71	71	71	71	71	73	73	73	73	73	73	73	73	73	73	73
20	55	55	55	55	55	73	73	73	22	22	22	22	22	22	22	22	22	22	22
21	73	73	73	73	73	55	55	55	55	55	55	55	55	55	55	55	55	3	3
22	19	70	70	70	70	7	88	88	88	88	88	88	88	88	3	3	3	88	88
23	70	19	19	19	19	7	88	70	70	3	3	3	3	3	88	88	88	55	55
24	11	7	7	7	7	19	70	3	3	70	70	24	24	24	24	24	24	24	24
25	7	11	88	88	88	88	3	24	24	24	24	70	7	7	7	7	7	7	7
26	52	52	62	62	62	3	19	7	7	7	7	70	70	70	70	70	70	70	70
27	88	88	24	24	24	24	19	8	8	8	8	8	8	8	8	8	8	8	8
28	35	24	18	95	95	95	95	8	95	11	11	11	11	11	11	11	11	11	11
29	24	35	95	3	3	8	8	95	11	95	19	19	19	19	19	19	19	19	19
30	8	8	3	54	54	9	9	11	19	19	95	95	95	95	95	95	95	95	95
31	62	9	54	8	8	52	11	9	9	9	9	9	9	9	9	9	9	9	9
32	9	62	8	9	9	11	52	52	52	52	18	18	18	18	18	18	18	18	18
33	29	29	9	11	11	54	18	18	18	18	18	52	52	52	52	52	52	52	52
34	18	18	11	18	52	18	54	54	54	54	54	54	54	54	54	54	54	54	54
35	54	95	52	52	18	62	62	62	62	62	62	62	62	62					
36	95	3																	
37	3	54																	

Final Result		
1	27 SLATER F.	Laps 19
2	80 POWELL A.	0.727
3	12 PRADEL G.	3.389
4	31 BOHRA A.	4.183
5	45 BEETON J.	5.364
6	6 YAMAKOSHI H.	7.824
7	77 YE H. E.	9.276
8	51 NAKAMURA-BERTA	10.738
9	33 STOLCERMANIS T.	10.883
10	14 AL DHAHERI R.	11.205
11	50 GOWDA D.	11.691
12	23 FRANCO R.	15.102
13	21 ISCHER E.	15.666
14	16 LARINI D.	15.933
15	10 FERREIRA M.	16.534
16	36 JONSSON G.	18.927
17	49 PETROVIC A.	20.037
18	71 REHM M.	20.408
19	73 OLIVIERI E.	20.662
20	22 FREY E.	22.697
21	3 POPOV M.	23.675
22	88 HODENIUS L.	24.643
23	55 RODELLA A.	25.024
24	24 ZHANG S.	25.224
25	7 SAMMALISTO L.	28.213
26	70 MRAD K.	29.422
27	8 KOSTIC A.	30.152
28	11 VIISOREANU L.	30.854
29	19 ANURAG K.	31.195
30	95 DUNA A.	41.315
31	9 STACK E.	41.990
32	18 KOLLER J.	44.245
33	52 SAVINKOV O.	45.268
34	54 HOLGUIN G.	1'03.805
35	62 ROBINSON E.	5 Laps
RET	35 DARYANANI K.	17 Laps
RET	29 BERREBY N.	17 Laps





ACI Racing Weekend Misano, 4-5 Maggio 2024

Italian F4 Championship - Best Sectors & Speed Race 1

Misano Circuit Sic 58 4.226 m

RESULTS

Pos	Driver	Time	Laps
1	27 SLATER Freddie	Tatuus F4-T421	19
2	80 POWELL Alex	Tatuus F4-T421	0.727
3	12 PRADEL Gianmarco	Tatuus F4-T421	3.389
4	31 BOHRA Akshay	Tatuus F4-T421	4.183
5	45 BEETON Jack	Tatuus F4-T421	5.364
6	6 YAMAKOSHI Hiyu	Tatuus F4-T421	7.824
7	77 YEY Enzo	Tatuus F4-T421	9.276
8	51 NAKAMURA-BERTA Kean	Tatuus F4-T421	10.738
9	33 STOLCERMANIS Tomass	Tatuus F4-T421	10.883
10	14 AL DHAHERI Rashid	Tatuus F4-T421	11.205
11	50 GOWDA Dion	Tatuus F4-T421	11.691
12	23 FRANCOLO Reno	Tatuus F4-T421	15.102
13	21 ISCHER Ethan	Tatuus F4-T421	15.666
14	16 LARINI Davide	Tatuus F4-T421	15.933
15	10 FERREIRA Matheus	Tatuus F4-T421	16.534
16	36 JONSSON Gustav	Tatuus F4-T421	18.927
17	49 PETROVIC Andrej	Tatuus F4-T421	20.037
18	71 REHM Maxim	Tatuus F4-T421	20.408
19	73 OLIVIERI Emanuele	Tatuus F4-T421	20.662
20	22 FREY Enea	Tatuus F4-T421	22.697
21	3 POPOV Maksimilian	Tatuus F4-T421	23.675
22	88 HODENIUS Lin	Tatuus F4-T421	24.643
23	55 RODELLA Alvise	Tatuus F4-T421	25.024
24	24 ZHANG Shimo	Tatuus F4-T421	25.224
25	7 SAMMALISTO Luka	Tatuus F4-T421	28.213
26	70 MRAD Kamal	Tatuus F4-T421	29.422
27	8 KOSTIC Andrija	Tatuus F4-T421	30.152
28	11 VIISOREANU Luca	Tatuus F4-T421	30.854
29	19 ANURAG Kabir	Tatuus F4-T421	31.195
30	95 DUNA Andrei	Tatuus F4-T421	41.315
31	9 STACK Everett	Tatuus F4-T421	41.990
32	18 KOLLER Jan	Tatuus F4-T421	44.245
33	52 SAVINKOV Oleksandr	Tatuus F4-T421	45.268
34	54 HOLGUIN Gabriel	Tatuus F4-T421	1'03.805
35	62 ROBINSON Edward	Tatuus F4-T421	5 Laps
RET	35 DARYANANI Kai Manesh	Tatuus F4-T421	17 Laps
RET	29 BERREBY Nathanael	Tatuus F4-T421	17 Laps

SPEED

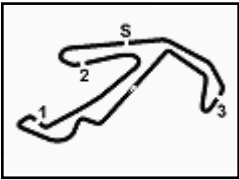
Pos	Driver	Time
1	10 FERREIRA Matheus	208,1
2	71 REHM Maxim	207,3
3	73 OLIVIERI Emanuele	206,1
4	49 PETROVIC Andrej	206,1
5	51 NAKAMURA-BERTA Kean	205,7
6	21 ISCHER Ethan	205,3
7	7 SAMMALISTO Luka	205,3
8	45 BEETON Jack	205,3
9	19 ANURAG Kabir	205,3
10	18 KOLLER Jan	204,9
11	36 JONSSON Gustav	204,9
12	52 SAVINKOV Oleksandr	204,9
13	23 FRANCOLO Reno	204,5
14	33 STOLCERMANIS Tomass	204,5
15	55 RODELLA Alvise	204,5
16	3 POPOV Maksimilian	204,2
17	12 PRADEL Gianmarco	204,2
18	88 HODENIUS Lin	204,2
19	70 MRAD Kamal	204,2
20	11 VIISOREANU Luca	204,2
21	22 FREY Enea	203,8
22	14 AL DHAHERI Rashid	203,8
23	77 YEY Enzo	203,8
24	35 DARYANANI Kai Manesh	203,4
25	31 BOHRA Akshay	203,4
26	62 ROBINSON Edward	203,4
27	16 LARINI Davide	203,0
28	24 ZHANG Shimo	202,6
29	9 STACK Everett	202,2
30	8 KOSTIC Andrija	202,2
31	50 GOWDA Dion	202,2
32	54 HOLGUIN Gabriel	202,2
33	80 POWELL Alex	201,5
34	6 YAMAKOSHI Hiyu	201,1
35	95 DUNA Andrei	201,1
36	27 SLATER Freddie	200,7
37	29 BERREBY Nathanael	198,9

SEG. 1				SEG. 2				SEG. 3				SEG. 4			
1	27 SLATER Freddie	24.328	1	31 BOHRA Akshay	22.846	1	45 BEETON Jack	26.913	1	6 YAMAKOSHI Hiyu	20.757				
2	80 POWELL Alex	24.380	2	33 STOLCERMANIS Tomas	22.860	2	51 NAKAMURA-BERTA Ke	26.929	2	80 POWELL Alex	20.795				
3	33 STOLCERMANIS Tomas	24.419	3	16 LARINI Davide	22.870	3	3 POPOV Maksimilian	26.932	3	33 STOLCERMANIS Tomas	20.825				
4	51 NAKAMURA-BERTA Ke	24.442	4	45 BEETON Jack	22.882	4	77 YEY Enzo	26.933	4	27 SLATER Freddie	20.840				
5	45 BEETON Jack	24.465	5	27 SLATER Freddie	22.889	5	10 FERREIRA Matheus	26.939	5	50 GOWDA Dion	20.843				
6	7 SAMMALISTO Luka	24.476	6	21 ISCHER Ethan	22.893	6	31 BOHRA Akshay	26.941	6	45 BEETON Jack	20.864				
7	14 AL DHAHERI Rashid	24.489	7	77 YEY Enzo	22.896	7	50 GOWDA Dion	26.948	7	24 ZHANG Shimo	20.880				
8	6 YAMAKOSHI Hiyu	24.493	8	12 PRADEL Gianmarco	22.904	8	16 LARINI Davide	26.949	8	12 PRADEL Gianmarco	20.881				
9	77 YEY Enzo	24.496	9	51 NAKAMURA-BERTA Ke	22.919	9	88 HODENIUS Lin	26.956	9	77 YEY Enzo	20.885				
10	12 PRADEL Gianmarco	24.510	10	49 PETROVIC Andrej	22.926	10	33 STOLCERMANIS Tomas	26.960	10	51 NAKAMURA-BERTA Ke	20.888				
11	3 POPOV Maksimilian	24.525	11	80 POWELL Alex	22.939	11	12 PRADEL Gianmarco	26.963	11	19 ANURAG Kabir	20.894				
12	21 ISCHER Ethan	24.536	12	73 OLIVIERI Emanuele	22.951	12	71 REHM Maxim	26.969	12	31 BOHRA Akshay	20.908				
13	50 GOWDA Dion	24.555	13	6 YAMAKOSHI Hiyu	22.953	13	14 AL DHAHERI Rashid	26.970	13	16 LARINI Davide	20.913				
14	88 HODENIUS Lin	24.589	14	19 ANURAG Kabir	22.957	14	73 OLIVIERI Emanuele	26.972	14	23 FRANCOLO Reno	20.928				
15	24 ZHANG Shimo	24.616	15	50 GOWDA Dion	22.957	15	80 POWELL Alex	26.983	15	21 ISCHER Ethan	20.928				
16	36 JONSSON Gustav	24.626	16	14 AL DHAHERI Rashid	22.960	16	27 SLATER Freddie	26.986	16	3 POPOV Maksimilian	20.929				
17	31 BOHRA Akshay	24.636	17	71 REHM Maxim	22.970	17	19 ANURAG Kabir	26.997	17	14 AL DHAHERI Rashid	20.930				
18	23 FRANCOLO Reno	24.657	18	88 HODENIUS Lin	22.979	18	21 ISCHER Ethan	27.001	18	7 SAMMALISTO Luka	20.950				
19	19 ANURAG Kabir	24.661	19	23 FRANCOLO Reno	22.989	19	55 RODELLA Alvise	27.022	19	88 HODENIUS Lin	20.971				
20	10 FERREIRA Matheus	24.663	20	3 POPOV Maksimilian	23.004	20	23 FRANCOLO Reno	27.029	20	11 VIISOREANU Luca	20.971				
21	16 LARINI Davide	24.683	21	36 JONSSON Gustav	23.006	21	24 ZHANG Shimo	27.034	21	71 REHM Maxim	20.985				
22	49 PETROVIC Andrej	24.690	22	10 FERREIRA Matheus	23.013	22	36 JONSSON Gustav	27.037	22	49 PETROVIC Andrej	21.004				
23	71 REHM Maxim	24.714	23	55 RODELLA Alvise	23.031	23	22 FREY Enea	27.038	23	10 FERREIRA Matheus	21.005				
24	11 VIISOREANU Luca	24.734	24	24 ZHANG Shimo	23.040	24	49 PETROVIC Andrej	27.059	24	55 RODELLA Alvise	21.027				
25	8 KOSTIC Andrija	24.736	25	22 FREY Enea	23.082	25	6 YAMAKOSHI Hiyu	27.085	25	36 JONSSON Gustav	21.034				
26	22 FREY Enea	24.745	26	11 VIISOREANU Luca	23.087	26	8 KOSTIC Andrija	27.110	26	70 MRAD Kamal	21.039				
27	73 OLIVIERI Emanuele	24.759	27	70 MRAD Kamal	23.100	27	7 SAMMALISTO Luka	27.113	27	8 KOSTIC Andrija	21.049				
28	70 MRAD Kamal	24.789	28	8 KOSTIC Andrija	23.119	28	11 VIISOREANU Luca	27.142	28	73 OLIVIERI Emanuele	21.052				
29	55 RODELLA Alvise	24.825	29	7 SAMMALISTO Luka	23.144	29	70 MRAD Kamal	27.204	29	22 FREY Enea	21.139				
30	62 ROBINSON Edward	24.870	30	9 STACK Everett	23.167	30	52 SAVINKOV Oleksandr	27.225	30	9 STACK Everett	21.151				
31	95 DUNA Andrei	24.880	31	95 DUNA Andrei	23.236	31	62 ROBINSON Edward	27.268	31	18 KOLLER Jan	21.178				
32	52 SAVINKOV Oleksandr	24.887	32	18 KOLLER Jan	23.247	32	95 DUNA Andrei	27.306	32	95 DUNA Andrei	21.195				
33	18 KOLLER Jan	24.993	33	62 ROBINSON Edward	23.311	33	9 STACK Everett	27.315	33	52 SAVINKOV Oleksandr	21.238				
34	9 STACK Everett	25.006	34	54 HOLGUIN Gabriel	23.319	34	18 KOLLER Jan	27.319	34	62 ROBINSON Edward	21.273				
35	54 HOLGUIN Gabriel	25.135	35	52 SAVINKOV Oleksandr	23.423	35	54 HOLGUIN Gabriel	27.613	35	54 HOLGUIN Gabriel	21.304				
36	29 BERREBY Nathanael	25.724	36	29 BERREBY Nathanael	23.525	36	35 DARYANANI Kai Manesh	27.694	36	35 DARYANANI Kai Manesh	21.437				
37	35 DARYANANI Kai Manesh	26.403	37	35 DARYANANI Kai Manesh	23.596	37	29 BERREBY Nathanael	28.214	37	29 BERREBY Nathanael	21.995				





5.5



ACI Racing Weekend Misano, 4-5 Maggio 2024
Italian F4 Championship - Chronological Analysis Race 1

Misano Circuit Sic 58 4.226 m

Start at 11:35'59.695

2 / 7

Table with columns: Lap, Seg.1, Seg.2, Seg.3, Seg.4, Lap Time, km/h, Local Time. Rows 15-19.

Table with columns: Lap, Seg.1, Seg.2, Seg.3, Seg.4, Lap Time, km/h, Local Time. Rows 12-19.

11 L. VIISOREANU (1'36.064)
Table with columns: Lap, Seg.1, Seg.2, Seg.3, Seg.4, Lap Time, km/h, Local Time. Rows 1-19.

16 D. LARINI (1'35.588)
Table with columns: Lap, Seg.1, Seg.2, Seg.3, Seg.4, Lap Time, km/h, Local Time. Rows 1-19.

12 G. PRADEL (1'35.503)
Table with columns: Lap, Seg.1, Seg.2, Seg.3, Seg.4, Lap Time, km/h, Local Time. Rows 1-19.

18 J. KOLLER (1'37.045)
Table with columns: Lap, Seg.1, Seg.2, Seg.3, Seg.4, Lap Time, km/h, Local Time. Rows 1-19.

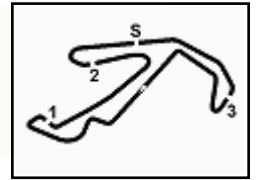
14 R. AL DHAHERI (1'35.531)
Table with columns: Lap, Seg.1, Seg.2, Seg.3, Seg.4, Lap Time, km/h, Local Time. Rows 1-19.

19 K. ANURAG (1'35.596)
Table with columns: Lap, Seg.1, Seg.2, Seg.3, Seg.4, Lap Time, km/h, Local Time. Rows 1-19.

04/05/2024 P = Pits In/Out - C = Lap Time Cancelled

Powered by FICr PERUGIA TIMING





ACI Racing Weekend Misano, 4-5 Maggio 2024

Italian F4 Championship - Chronological Analysis Race 1

Misano Circuit Sic 58.4.226 m

Start at 11:35:59.695

3 / 7

9	25.548	24.448	27.901	22.532	1'40.429	203,8	11:53'22.814	6	25.453	23.645	27.394	21.391	1'37.883	203,0	11:48'20.947
10	25.510	23.076	27.527	21.285	1'37.398	198,2	11:55'00.212	7	25.013	23.159	27.040	20.975	1'36.187	204,5	11:49'57.134
11	24.932	23.851	27.801	21.131	1'37.715	196,7	11:56'37.927	8	24.828	23.113	27.097	21.340	1'36.378	201,9	11:51'33.512
12	24.804	23.062	27.229	20.975	1'36.070	202,6	11:58'13.997	9	24.864	23.083	27.381	21.626	1'36.954	201,5	11:53'10.466
13	24.813	23.144	27.466	20.926	1'36.349	200,4	11:59'50.346	10	24.767	23.110	27.077	21.101	1'36.055	203,0	11:54'46.521
14	24.742	23.445	27.271	20.897	1'36.355	202,6	12:01'26.701	11	24.747	22.989	27.298	21.154	1'36.188	202,2	11:56'22.709
15	24.675	23.051	27.178	20.896	1'35.800	200,7	12:03'02.501	12	24.768	22.989	27.029	21.110	1'35.896	202,2	11:57'58.605
16	24.661	23.044	26.997	20.894	1'35.596	201,9	12:04'38.097	13	24.693	23.058	27.082	20.928	1'35.761	199,6	11:59'34.366
17	24.864	22.957	27.648	21.018	1'36.487	195,7	12:06'14.584	14	24.710	23.078	27.214	20.989	1'35.991	200,0	12:01'10.357
18	24.760	22.987	27.094	21.215	1'36.056	202,6	12:07'50.640	15	24.753	23.239	27.200	20.968	1'36.160	200,4	12:02'46.517
19	25.006	23.287	27.215	21.193	1'36.701	204,2	12:09'27.341	16	24.657	23.044	27.186	21.227	1'36.114	201,1	12:04'22.631
Race Time 33'27.646								17	24.760	23.016	27.203	21.199	1'36.178	200,0	12:05'58.809
Race Time 33'11.553								18	24.737	23.013	27.212	21.356	1'36.318	200,7	12:07'35.127
Race Time 33'11.553								19	24.835	23.094	27.188	21.004	1'36.121	199,6	12:09'11.248

21 E. ISCHER (1'35.469)

Lap	Seg.1	Seg.2	Seg.3	Seg.4	Lap Time	km/h	Local Time
1		23.803	27.594	21.508	1'46.489	201,1	11:37'46.184
2	25.330	23.524	27.731	21.600	1'38.185	196,7	11:39'24.369
3	24.880	23.072	30.083	27.576	1'45.611	202,6	11:41'09.980
4	36.041	44.749	58.155	37.332	2'56.277	84,8	11:44'06.257
5	34.699	35.603	57.021	30.241	2'37.564	163,1	11:46'43.821
6	25.523	23.186	27.412	21.244	1'37.365	204,9	11:48'21.186
7	25.045	23.233	27.042	21.192	1'36.512	202,6	11:49'57.698
8	24.690	23.003	27.018	21.422	1'36.133	204,2	11:51'33.831
9	25.090	22.960	27.137	21.681	1'36.868	203,0	11:53'10.699
10	25.040	22.896	27.056	21.139	1'36.131	203,4	11:54'46.830
11	24.760	22.928	27.174	21.226	1'36.088	205,3	11:56'22.918
12	24.833	23.051	27.001	21.167	1'36.052	202,2	11:57'58.970
13	25.468	23.049	27.023	21.157	1'36.697	199,6	11:59'35.667
14	24.654	23.081	27.428	21.076	1'36.239	199,6	12:01'11.906
15	24.536	22.978	27.027	20.928	1'35.469	200,4	12:02'47.375
16	24.545	22.957	27.020	21.169	1'35.691	200,4	12:04'23.066
17	24.732	22.893	27.213	21.249	1'36.087	200,4	12:05'59.153
18	24.772	22.993	27.098	21.625	1'36.488	201,1	12:07'35.641
19	25.013	22.977	27.138	21.043	1'36.171	199,3	12:09'11.812
Race Time 33'12.117							

22 E. FREY (1'36.008)

Lap	Seg.1	Seg.2	Seg.3	Seg.4	Lap Time	km/h	Local Time
1		24.464	27.721	21.453	1'48.005	203,0	11:37'47.700
2	25.012	23.581	27.538	21.443	1'37.574	203,8	11:39'25.274
3	25.186	23.398	30.497	27.941	1'47.022	200,4	11:41'12.296
4	35.658	44.946	58.634	37.307	2'56.545	100,1	11:44'08.841
5	34.893	35.193	57.064	28.678	2'35.828	160,0	11:46'44.669
6	25.587	23.344	27.691	21.464	1'38.086	201,9	11:48'22.755
7	24.893	23.170	27.105	21.315	1'36.483	202,6	11:49'59.238
8	24.745	23.085	27.324	21.362	1'36.516	203,4	11:51'35.754
9	24.816	23.168	27.103	21.291	1'36.378	202,6	11:53'12.132
10	25.080	23.426	27.160	22.316	1'37.982	202,2	11:54'50.114
11	25.145	23.178	27.112	21.236	1'36.671	201,5	11:56'26.785
12	24.773	23.183	27.128	21.165	1'36.249	200,0	11:58'03.034
13	24.749	23.082	27.038	21.139	1'36.008	202,6	11:59'39.042
14	25.013	23.256	27.180	21.255	1'36.704	200,7	12:01'15.746
15	24.857	23.209	27.065	21.172	1'36.303	201,9	12:02'52.049
16	24.941	23.188	27.124	21.291	1'36.544	200,0	12:04'28.593
17	25.057	23.184	27.123	21.333	1'36.697	200,7	12:06'05.290
18	24.928	23.107	27.283	21.356	1'36.674	200,0	12:07'41.964
19	24.886	23.533	27.296	21.164	1'36.879	200,7	12:09'18.843
Race Time 33'19.148							

23 R. FRANCO (1'35.761)

Lap	Seg.1	Seg.2	Seg.3	Seg.4	Lap Time	km/h	Local Time
1		23.908	27.466	21.449	1'46.179	203,0	11:37'45.874
2	25.329	23.336	27.362	21.253	1'37.280	202,6	11:39'23.154
3	24.863	23.097	29.377	27.235	1'44.572	201,5	11:41'07.726
4	36.595	44.880	57.883	37.195	2'56.553	81,6	11:44'04.279
5	35.422	35.148	56.622	31.593	2'38.785	162,7	11:46'43.064

29 N. BERREBY (1'39.458)

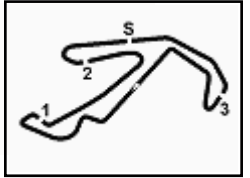
Lap	Seg.1	Seg.2	Seg.3	Seg.4	Lap Time	km/h	Local Time
1		24.126	28.530	22.074	1'52.619	196,7	11:37'52.314
2	25.724	23.525	28.214	21.995	1'39.458	198,9	11:39'31.772

04/05/2024

P = Pits In/Out - C = Lap Time Cancelled

Powered by FICr PERUGIA TIMING





ACI Racing Weekend Misano, 4-5 Maggio 2024 Italian F4 Championship - Chronological Analysis Race 1

Misano Circuit Sic 58 4.226 m

Start at 11:35'59.695

5 / 7

Table with 13 columns: Lap, Seg.1, Seg.2, Seg.3, Seg.4, Lap Time, km/h, Local Time. Rows 8-19 showing driver performance data.

Header for driver 51 K. NAKAMURA-BERTA (1'35.556) with columns: Lap, Seg.1, Seg.2, Seg.3, Seg.4, Lap Time, km/h, Local Time.

Table with 8 columns: Lap, Seg.1, Seg.2, Seg.3, Seg.4, Lap Time, km/h, Local Time. Rows 1-19 showing driver performance data.

Header for driver 55 A. RODELLA (1'36.175) with columns: Lap, Seg.1, Seg.2, Seg.3, Seg.4, Lap Time, km/h, Local Time.

Table with 8 columns: Lap, Seg.1, Seg.2, Seg.3, Seg.4, Lap Time, km/h, Local Time. Rows 1-19 showing driver performance data.

Header for driver 52 O. SAVINKOV (1'36.999) with columns: Lap, Seg.1, Seg.2, Seg.3, Seg.4, Lap Time, km/h, Local Time.

Table with 8 columns: Lap, Seg.1, Seg.2, Seg.3, Seg.4, Lap Time, km/h, Local Time. Rows 1-19 showing driver performance data.

Header for driver 62 E. ROBINSON (1'37.133) with columns: Lap, Seg.1, Seg.2, Seg.3, Seg.4, Lap Time, km/h, Local Time.

Table with 8 columns: Lap, Seg.1, Seg.2, Seg.3, Seg.4, Lap Time, km/h, Local Time. Rows 1-19 showing driver performance data.

Header for driver 54 G. HOLGUIN (1'37.800) with columns: Lap, Seg.1, Seg.2, Seg.3, Seg.4, Lap Time, km/h, Local Time.

Table with 8 columns: Lap, Seg.1, Seg.2, Seg.3, Seg.4, Lap Time, km/h, Local Time. Rows 1-4 showing driver performance data.

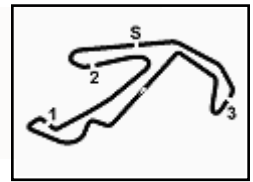
Header for driver 70 K. MRAD (1'36.312) with columns: Lap, Seg.1, Seg.2, Seg.3, Seg.4, Lap Time, km/h, Local Time.

Table with 8 columns: Lap, Seg.1, Seg.2, Seg.3, Seg.4, Lap Time, km/h, Local Time. Rows 1-5 showing driver performance data.

04/05/2024 P = Pits In/Out - C = Lap Time Cancelled



5.5



ACI Racing Weekend Misano, 4-5 Maggio 2024
Italian F4 Championship - Chronological Analysis Race 1

Misano Circuit Sic 58 4.226 m

Start at 11:35:59.695

6 / 7

Table with columns for Lap, Seg. 1-4, Lap Time, km/h, Local Time for drivers 6-19. Includes race time of 33:25.873.

71 M. REHM (1'35.970)

Table with columns for Lap, Seg. 1-4, Lap Time, km/h, Local Time for driver M. Rehm, laps 1-19. Includes race time of 33:16.859.

80 A. POWELL (1'35.254)

Table with columns for Lap, Seg. 1-4, Lap Time, km/h, Local Time for driver A. Powell, laps 1-19. Includes race time of 32:57.178.

73 E. OLIVIERI (1'35.952)

Table with columns for Lap, Seg. 1-4, Lap Time, km/h, Local Time for driver E. Olivieri, laps 1-19. Includes race time of 33:17.113.

88 L. HODENIUS (1'35.745)

Table with columns for Lap, Seg. 1-4, Lap Time, km/h, Local Time for driver L. Hodenius, laps 1-19. Includes race time of 33:21.094.

77 E. YEH (1'35.361)

Table with columns for Lap, Seg. 1-4, Lap Time, km/h, Local Time for driver E. Yeh, laps 1-2.

Race Time 33:21.094

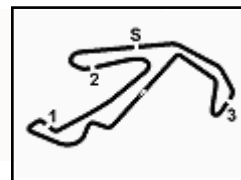
04/05/2024 P = Pits In/Out - C = Lap Time Cancelled

Powered by FICr PERUGIA TIMING





5.5



Misano Circuit Sic 58 4.226 m

7 / 7

ACI Racing Weekend Misano, 4-5 Maggio 2024 Italian F4 Championship - Chronological Analysis Race 1

Start at 11:35'59.695

95 A. DUNA (1'37.036)

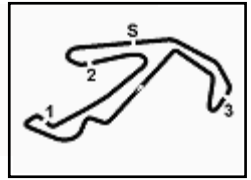
Lap	Seg.1	Seg.2	Seg.3	Seg.4	Lap Time	km/h	Local Time
1		23.960	27.909	22.050	1'54.261	196,0	11:37'53.956
2	25.338	23.828	27.767	21.665	1'38.598	198,9	11:39'32.554
3	27.426	24.365	31.009	25.066	1'47.866	194,2	11:41'20.420
4	35.706	45.093	59.050	37.066	2'56.915	131,2	11:44'17.335
5	33.819	34.970	56.926	25.591	2'31.306	158,4	11:46'48.641
6	25.988	23.516	27.650	21.717	1'38.871	196,7	11:48'27.512
7	25.279	23.236	27.423	21.195	1'37.133	198,5	11:50'04.645
8	25.476	23.924	27.719	21.451	1'38.570	201,1	11:51'43.215
9	25.140	23.721	27.856	22.174	1'38.891	198,5	11:53'22.106
10	25.260	23.763	27.499	21.291	1'37.813	200,0	11:54'59.919
11	25.538	23.554	28.022	21.389	1'38.503	195,7	11:56'38.422
12	25.097	23.384	27.306	21.249	1'37.036	197,4	11:58'15.458
13	24.970	23.305	27.336	21.522	1'37.133	197,8	11:59'52.591
14	24.970	23.319	27.527	21.239	1'37.055	197,1	12:01'29.646
15	24.880	23.330	27.576	21.275	1'37.061	197,4	12:03'06.707
16	24.951	23.299	27.672	21.336	1'37.258	197,1	12:04'43.965
17	26.028	23.615	27.520	21.506	1'38.669	198,5	12:06'22.634
18	25.162	23.462	27.659	21.367	1'37.650	196,7	12:08'00.284
19	25.014	23.348	27.613	21.202	1'37.177	197,4	12:09'37.461
					Race Time	33'37.766	

04/05/2024

P = Pits In/Out - C = Lap Time Cancelled

Powered by FICr PERUGIA TIMING





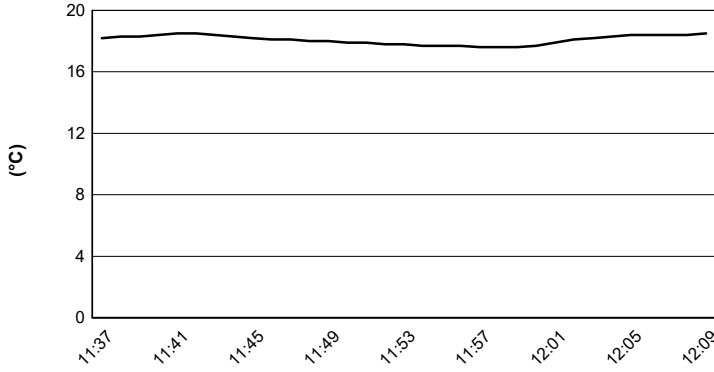
Misano Circuit Sic 58 4.226 m

ACI Racing Weekend Misano, 4-5 Maggio 2024

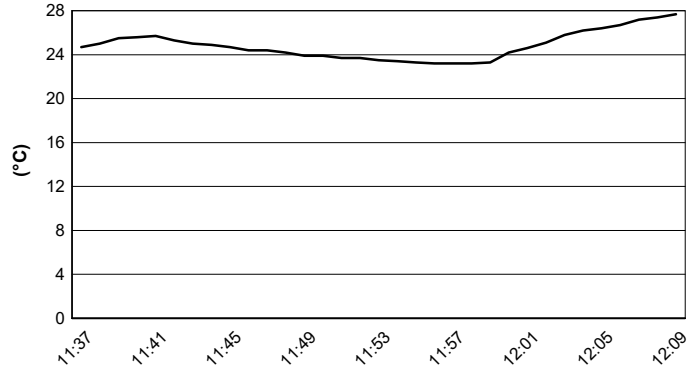
Italian F4 Championship - Weather Report Race 1

Session started 11:36 - Session ended 12:10


Air Temperature



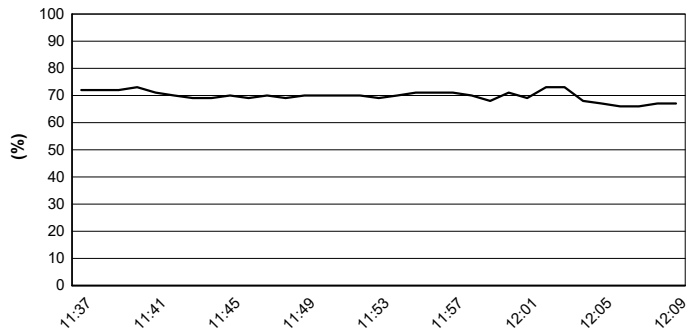
Track Temperature



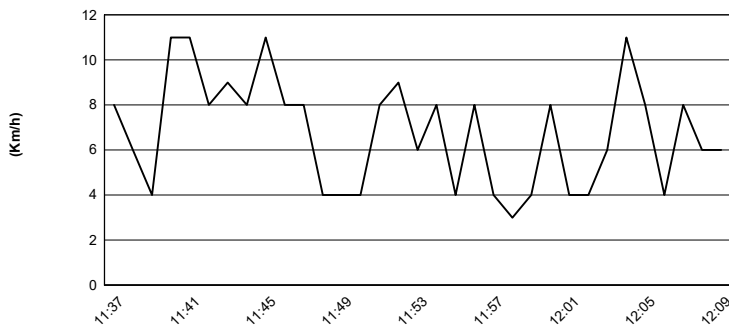
Air Pressure



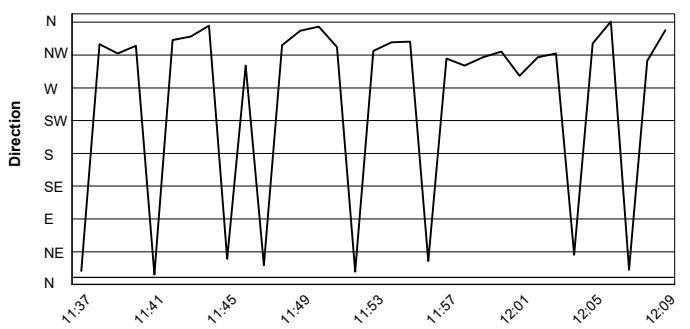
Humidity



Wind Speed

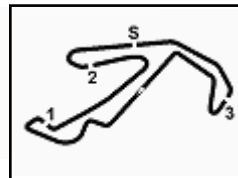


Wind Direction



04/05/2024




ACI Racing Weekend Misano, 4-5 Maggio 2024
Italian F4 Championship - Starting Grid - Race 1 (Duration: 30' +1 Lap)

Misano Circuit Sic 58 4.226 m

54	HOLGUIN G. Maffi Racing	Tatuus 1'38.128	29	BERREBY N. Maffi Racing	Tatuus 1'39.367	19
95	DUNA A. Real Racing	Tatuus 1'36.794	18	KOLLER J. BVM Racing	Tatuus 1'36.799	18
8	KOSTIC A. Van Amersfoort Racing	Tatuus 1'36.446	62	ROBINSON E. AS Motorsport	Tatuus 1'36.663	17
88	HODENIUS L. Van Amersfoort Racing	Tatuus 1'36.387	9	STACK E. PHM AIX Racing	Tatuus 1'36.421	16
24	ZHANG S. Jenzer Motorsport	Tatuus 1'36.251	35	DARYANANI K. Cram Motorsport	Tatuus 1'36.271	15
52	SAVINKOV O. AKM Motorsport	Tatuus 1'36.210	70	MRAD K. PHM AIX Racing	Tatuus 1'36.242	14
11	VIISOREANU L. Real Racing	Tatuus 1'36.097	7	SAMMALISTO L. R-ACE GP	Tatuus 1'36.139	13
19	ANURAG K. US Racing	Tatuus 1'36.069	55	RODELLA A. Van Amersfoort Racing	Tatuus 1'36.070	12
22	FREY E. Jenzer Motorsport	Tatuus 1'35.751	3	POPOV M. PHM AIX Racing	Tatuus 1'35.821	11
73	OLIVIERI E. AKM Motorsport	Tatuus 1'35.717	36	JONSSON G. Van Amersfoort Racing	Tatuus 1'35.723	10
49	PETROVIC A. PHM AIX Racing	Tatuus 1'35.679	71	REHM M. US Racing	Tatuus 1'35.701	9
21	ISCHER E. Jenzer Motorsport	Tatuus 1'35.526	10	FERREIRA M. US Racing	Tatuus 1'35.670	8
50	GOWDA D. Prema Racing	Tatuus 1'35.504	23	FRANCOT R. Jenzer Motorsport	Tatuus 1'35.510	7
33	STOLCERMANIS T. Prema Racing	Tatuus 1'35.500	14	AL DHAHERI R. Prema Racing	Tatuus 1'35.500	6
16	LARINI D. PHM AIX Racing	Tatuus 1'35.342	51	NAKAMURA-BERTA K Prema Racing	Tatuus 1'35.388	5
77	YEH E. R-ACE GP	Tatuus 1'35.279	45	BEETON J. US Racing	Tatuus 1'35.292	4
31	BOHRA A. US Racing	Tatuus 1'35.268	6	YAMAKOSHI H. Van Amersfoort Racing	Tatuus 1'35.276	3
80	POWELL A. Prema Racing	Tatuus 1'35.047	12	PRADEL G. US Racing	Tatuus 1'35.238	2
			27	SLATER F. Prema Racing	Tatuus 1'34.778	1

