

Aut.Int. Mugello 5.245 m

# ACI Racing Weekend Mugello, 13-14 Luglio 2024

## Italian F4 Championship - Results Race 3

Laps 16 = 83,920 km - Avg 156,057 km/h - Race Time 32'15.907

| No.                        | Driver                        | Nat | Entrant               | Team                  | Car            | Class | Laps | Time      | Gap            | Rel.            | Fastest Lap       |
|----------------------------|-------------------------------|-----|-----------------------|-----------------------|----------------|-------|------|-----------|----------------|-----------------|-------------------|
| 1                          | <b>27 SLATER</b> Freddie      | GBR | Prema Racing          | Prema Racing          | Tatuus F4-T421 |       | 16   | 32'15.907 |                | 3               | 1'49.857          |
| 2                          | <b>45 BEETON</b> Jack         | AUS | US Racing             | US Racing             | Tatuus F4-T421 |       | 16   | 32'16.454 | <b>0.547</b>   | <b>0.547</b>    | 3 <b>1'49.716</b> |
| 3                          | <b>36 JONSSON</b> Gustav      | SWE | Van Amersfoort Racing | Van Amersfoort Racing | Tatuus F4-T421 |       | 16   | 32'18.230 | <b>2.323</b>   | <b>1.776</b>    | 4 1'50.016        |
| 4                          | <b>6 YAMAKOSHI</b> Hiyyu      | JPN | Van Amersfoort Racing | Van Amersfoort Racing | Tatuus F4-T421 |       | 16   | 32'18.591 | <b>2.684</b>   | <b>0.361</b>    | 5 1'50.040        |
| 5                          | <b>51 NAKAMURA-BERTA</b> Kean | JPN | Prema Racing          | Prema Racing          | Tatuus F4-T421 | R     | 16   | 32'20.415 | <b>4.508</b>   | <b>1.824</b>    | 4 1'50.261        |
| 6                          | <b>31 BOHRA</b> Akshay        | IND | US Racing             | US Racing             | Tatuus F4-T421 |       | 16   | 32'20.639 | <b>4.732</b>   | <b>0.224</b>    | 9 1'50.412        |
| 7                          | <b>14 AL DHAHERI</b> Rashid   | UAE | Prema Racing          | Prema Racing          | Tatuus F4-T421 |       | 16   | 32'21.933 | <b>6.026</b>   | <b>1.294</b>    | 3 1'50.780        |
| 8                          | <b>80 POWELL</b> Alex         | USA | Prema Racing          | Prema Racing          | Tatuus F4-T421 | R     | 16   | 32'23.154 | <b>7.247</b>   | <b>1.221</b>    | 3 1'50.781        |
| 9                          | <b>33 STOLCERMANIS</b> Tomass | LVA | Prema Racing          | Prema Racing          | Tatuus F4-T421 | R     | 16   | 32'23.443 | <b>7.536</b>   | <b>0.289</b>    | 3 1'50.854        |
| 10                         | <b>50 GOWDA</b> Dion          | IND | Prema Racing          | Prema Racing          | Tatuus F4-T421 |       | 16   | 32'24.218 | <b>8.311</b>   | <b>0.775</b>    | 4 1'50.899        |
| 11                         | <b>71 REHM</b> Maxim          | DEU | US Racing             | US Racing             | Tatuus F4-T421 | R     | 16   | 32'24.978 | <b>9.071</b>   | <b>0.760</b>    | 7 1'50.512        |
| 12                         | <b>73 OLIVIERI</b> Emanuele   | ITA | AKM Motorsport        | AKM Motorsport        | Tatuus F4-T421 | R     | 16   | 32'25.362 | <b>9.455</b>   | <b>0.384</b>    | 4 1'50.799        |
| 13                         | <b>16 LARINI</b> Davide       | ITA | PHM AIX Racing        | PHM AIX Racing        | Tatuus F4-T421 |       | 16   | 32'25.814 | <b>9.907</b>   | <b>0.452</b>    | 9 1'50.558        |
| 14                         | <b>92 PETROVIC</b> Andrej     | SRB | PHM AIX Racing        | PHM AIX Racing        | Tatuus F4-T421 | R     | 16   | 32'26.053 | <b>10.146</b>  | <b>0.239</b>    | 9 1'50.814        |
| 15                         | <b>19 ANURAG</b> Kabir        | SGP | US Racing             | US Racing             | Tatuus F4-T421 | R     | 16   | 32'26.411 | <b>10.504</b>  | <b>0.358</b>    | 3 1'50.811        |
| 16                         | <b>3 POPOV</b> Maksimilian    | GRD | PHM AIX Racing        | PHM AIX Racing        | Tatuus F4-T421 | R     | 16   | 32'27.500 | <b>11.593</b>  | <b>1.089</b>    | 3 1'51.139        |
| 17                         | <b>12 PRADEL</b> Gianmarco    | AUS | US Racing             | US Racing             | Tatuus F4-T421 |       | 16   | 32'32.128 | <b>16.221</b>  | <b>4.628</b>    | 5 1'50.991        |
| 18                         | <b>21 ISCHER</b> Ethan        | CHE | Jenzer Motorsport     | Jenzer Motorsport     | Tatuus F4-T421 |       | 16   | 32'32.301 | <b>16.394</b>  | <b>0.173</b>    | 5 1'51.223        |
| 19                         | <b>77 YEH</b> Enzo            | CHN | R-ACE GP              | R-ACE GP              | Tatuus F4-T421 | R     | 16   | 32'32.915 | <b>17.008</b>  | <b>0.614</b>    | 4 1'51.305        |
| 20                         | <b>70 MRAD</b> Kamal          | AUS | PHM AIX Racing        | PHM AIX Racing        | Tatuus F4-T421 | R     | 16   | 32'33.089 | <b>17.182</b>  | <b>0.174</b>    | 4 1'51.191        |
| 21                         | <b>9 STACK</b> Everett        | USA | PHM AIX Racing        | PHM AIX Racing        | Tatuus F4-T421 |       | 16   | 32'33.663 | <b>17.756</b>  | <b>0.574</b>    | 5 1'51.161        |
| 22                         | <b>52 SAVINKOV</b> Oleksandr  | UKR | AKM Motorsport        | AKM Motorsport        | Tatuus F4-T421 | R     | 16   | 32'34.976 | <b>19.069</b>  | <b>1.313</b>    | 5 1'50.974        |
| 23                         | <b>88 HODENIUS</b> Lin        | NLD | Van Amersfoort Racing | Van Amersfoort Racing | Tatuus F4-T421 |       | 16   | 32'35.012 | <b>19.105</b>  | <b>0.036</b>    | 7 1'51.183        |
| 24P                        | <b>11 VIISOREANU</b> Luca     | ROU | Real Racing           | Real Racing           | Tatuus F4-T421 | R     | 16   | 32'36.889 | <b>20.982</b>  | <b>1.877</b>    | 4 1'51.521        |
| 25                         | <b>54 HOLGUIN</b> Gabriel     | VEN | Maffi Racing          | Maffi Racing          | Tatuus F4-T421 | R     | 16   | 32'37.042 | <b>21.135</b>  | <b>0.153</b>    | 6 1'51.900        |
| 26                         | <b>64 DOBRZANSKI</b> Wiktor   | POL | AS Motorsport         | AS Motorsport         | Tatuus F4-T421 |       | 16   | 32'39.167 | <b>23.260</b>  | <b>2.125</b>    | 5 1'52.480        |
| 27                         | <b>8 KOSTIC</b> Andrija       | SRB | Van Amersfoort Racing | Van Amersfoort Racing | Tatuus F4-T421 | R     | 16   | 32'39.328 | <b>23.421</b>  | <b>0.161</b>    | 4 1'52.238        |
| 28                         | <b>53 ALDEREYAANE</b> Omar    | SAU | AKM Motorsport        | AKM Motorsport        | Tatuus F4-T421 | R     | 16   | 32'39.554 | <b>23.647</b>  | <b>0.226</b>    | 8 1'52.042        |
| 29                         | <b>62 ROBINSON</b> Edward     | ESP | AS Motorsport         | AS Motorsport         | Tatuus F4-T421 | R     | 16   | 32'41.992 | <b>26.085</b>  | <b>2.438</b>    | 6 1'53.020        |
| 30                         | <b>37 FIORENTINO</b> Filippo  | BRA | Cram Motorsport       | Cram Motorsport       | Tatuus F4-T421 | R     | 16   | 32'51.451 | <b>35.544</b>  | <b>9.459</b>    | 5 1'54.419        |
| 31                         | <b>22 FREY</b> Enea           | CHE | Jenzer Motorsport     | Jenzer Motorsport     | Tatuus F4-T421 | R     | 15   | 30'36.733 | <b>1 Lap</b>   | <b>1 Lap</b>    | 3 1'51.155        |
| 32                         | <b>29 BERREBY</b> Nathanael   | CHE | Maffi Racing          | Maffi Racing          | Tatuus F4-T421 | R     | 15   | 32'58.620 | <b>1 Lap</b>   | <b>2'21.887</b> | 3 1'54.924        |
| ----- Not Classified ----- |                               |     |                       |                       |                |       |      |           |                |                 |                   |
| RET                        | <b>23 FRANCOT</b> Reno        | NLD | Jenzer Motorsport     | Jenzer Motorsport     | Tatuus F4-T421 |       | 9    | 17'02.587 | <b>7 Laps</b>  |                 | 3 1'51.424        |
| RET                        | <b>55 RODELLA</b> Alwise      | ITA | Van Amersfoort Racing | Van Amersfoort Racing | Tatuus F4-T421 |       | 9    | 17'02.760 | <b>7 Laps</b>  |                 | 4 1'50.915        |
| RET                        | <b>10 FERREIRA</b> Matheus    | BRA | US Racing             | US Racing             | Tatuus F4-T421 |       | 6    | 11'24.741 | <b>10 Laps</b> |                 | 4 1'50.988        |
| RET                        | <b>25 WURZ</b> Oscar          | AUT | Jenzer Motorsport     | Jenzer Motorsport     | Tatuus F4-T421 | R     | 2    | 3'59.228  | <b>14 Laps</b> |                 | 2 1'52.801        |

 Starting: 36 Classified: 32 Not Classified: 0 Retired: 4 Not Started: 0  
 Fastest Lap N. 3 No. 45 Jack Beeton Time 1'49.716 Avg. 172,099 Km/h

|            |     |       |      |
|------------|-----|-------|------|
| Humidity:  | 52% | Air   | 28°C |
| Condition: | DRY | Track | 47°C |

### Penalty and Infringement

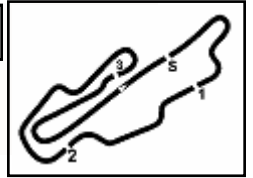
 14.00 **11 L. VIISOREANU** #11 Time Penalty 5 sec - Stewards dec. n. 16

Stewards : Ronny Guarini Franco Leoni Raffaele Giammaria

 Start 11:24 End 11:57  
 14/07/2024

Powered by FICr PERUGIA TIMING





# ACI Racing Weekend Mugello, 13-14 Luglio 2024

## Italian F4 Championship - Results by Class Race 3

### Rookie

Laps 16 = 83,920 km - Avg 155,695 km/h - Race Time 32'20.415

| No.                        | Driver                        | Nat | Entrant               | Team                  | Car            | Laps | Time      | Gap     | Rel.     | Fastest Lap |
|----------------------------|-------------------------------|-----|-----------------------|-----------------------|----------------|------|-----------|---------|----------|-------------|
| 1                          | <b>51 NAKAMURA-BERTA</b> Kean | JPN | Prema Racing          | Prema Racing          | Tatuus F4-T421 | 16   | 32'20.415 |         | 4        | 1'50.261    |
| 2                          | <b>80 POWELL</b> Alex         | USA | Prema Racing          | Prema Racing          | Tatuus F4-T421 | 16   | 32'23.154 | 2.739   | 2.739    | 3 1'50.781  |
| 3                          | <b>33 STOLCERMANIS</b> Tomass | LVA | Prema Racing          | Prema Racing          | Tatuus F4-T421 | 16   | 32'23.443 | 3.028   | 0.289    | 3 1'50.854  |
| 4                          | <b>71 REHM</b> Maxim          | DEU | US Racing             | US Racing             | Tatuus F4-T421 | 16   | 32'24.978 | 4.563   | 1.535    | 7 1'50.512  |
| 5                          | <b>73 OLIVIERI</b> Emanuele   | ITA | AKM Motorsport        | AKM Motorsport        | Tatuus F4-T421 | 16   | 32'25.362 | 4.947   | 0.384    | 4 1'50.799  |
| 6                          | <b>92 PETROVIC</b> Andrej     | SRB | PHM AIX Racing        | PHM AIX Racing        | Tatuus F4-T421 | 16   | 32'26.053 | 5.638   | 0.691    | 9 1'50.814  |
| 7                          | <b>19 ANURAG</b> Kabir        | SGP | US Racing             | US Racing             | Tatuus F4-T421 | 16   | 32'26.411 | 5.996   | 0.358    | 3 1'50.811  |
| 8                          | <b>3 POPOV</b> Maksimilian    | GRD | PHM AIX Racing        | PHM AIX Racing        | Tatuus F4-T421 | 16   | 32'27.500 | 7.085   | 1.089    | 3 1'51.139  |
| 9                          | <b>77 YEH</b> Enzo            | CHN | R-ACE GP              | R-ACE GP              | Tatuus F4-T421 | 16   | 32'32.915 | 12.500  | 5.415    | 4 1'51.305  |
| 10                         | <b>70 MRAD</b> Kamal          | AUS | PHM AIX Racing        | PHM AIX Racing        | Tatuus F4-T421 | 16   | 32'33.089 | 12.674  | 0.174    | 4 1'51.191  |
| 11                         | <b>52 SAVINKOV</b> Oleksandr  | UKR | AKM Motorsport        | AKM Motorsport        | Tatuus F4-T421 | 16   | 32'34.976 | 14.561  | 1.887    | 5 1'50.974  |
| 12P                        | <b>11 VIISOREANU</b> Luca     | ROU | Real Racing           | Real Racing           | Tatuus F4-T421 | 16   | 32'36.889 | 16.474  | 1.913    | 4 1'51.521  |
| 13                         | <b>54 HOLGUIN</b> Gabriel     | VEN | Maffi Racing          | Maffi Racing          | Tatuus F4-T421 | 16   | 32'37.042 | 16.627  | 0.153    | 6 1'51.900  |
| 14                         | <b>8 KOSTIC</b> Andrija       | SRB | Van Amersfoort Racing | Van Amersfoort Racing | Tatuus F4-T421 | 16   | 32'39.328 | 18.913  | 2.286    | 4 1'52.238  |
| 15                         | <b>53 ALDEREYAANE</b> Omar    | SAU | AKM Motorsport        | AKM Motorsport        | Tatuus F4-T421 | 16   | 32'39.554 | 19.139  | 0.226    | 8 1'52.042  |
| 16                         | <b>62 ROBINSON</b> Edward     | ESP | AS Motorsport         | AS Motorsport         | Tatuus F4-T421 | 16   | 32'41.992 | 21.577  | 2.438    | 6 1'53.020  |
| 17                         | <b>37 FIORENTINO</b> Filippo  | BRA | Cram Motorsport       | Cram Motorsport       | Tatuus F4-T421 | 16   | 32'51.451 | 31.036  | 9.459    | 5 1'54.419  |
| 18                         | <b>22 FREY</b> Enea           | CHE | Jenzer Motorsport     | Jenzer Motorsport     | Tatuus F4-T421 | 15   | 30'36.733 | 1 Lap   | 1 Lap    | 3 1'51.155  |
| 19                         | <b>29 BERREBY</b> Nathanael   | CHE | Maffi Racing          | Maffi Racing          | Tatuus F4-T421 | 15   | 32'58.620 | 1 Lap   | 2'21.887 | 3 1'54.924  |
| ----- Not Classified ----- |                               |     |                       |                       |                |      |           |         |          |             |
| RET                        | <b>25 WURZ</b> Oscar          | AUT | Jenzer Motorsport     | Jenzer Motorsport     | Tatuus F4-T421 | 2    | 3'59.228  | 14 Laps |          | 2 1'52.801  |

Starting: 20 Classified: 19 Not Classified: 0 Retired: 1 Not Started: 0

Fastest Lap N. 4 No. 51 Kean Nakamura-Berta Time 1'50.261 Avg. 171,248 Km/h

|            |     |       |      |
|------------|-----|-------|------|
| Humidity:  | 52% | Air   | 28°C |
| Condition: | DRY | Track | 47°C |

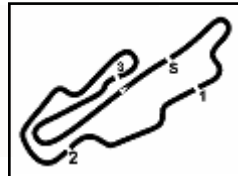
Clerk of the Course : Antonio Canu

Race Director : Alessandro Ferrari

|                  |       |
|------------------|-------|
| Start            | End   |
| 14/07/2024 11:24 | 11:57 |

Powered by FICr PERUGIA TIMING





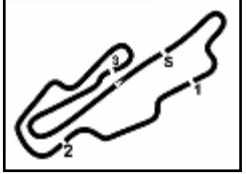
Aut.Int. Mugello 5.245 m

**ACI Racing Weekend Mugello, 13-14 Luglio 2024**
**Italian F4 Championship - Lap Chart Race 3**

|    | Lap |    |    |    |    |    |    |    |    |    |    |    |    |    |    |    |
|----|-----|----|----|----|----|----|----|----|----|----|----|----|----|----|----|----|
|    | 1   | 2  | 3  | 4  | 5  | 6  | 7  | 8  | 9  | 10 | 11 | 12 | 13 | 14 | 15 | 16 |
| 1  | 27  | 27 | 27 | 27 | 27 | 27 | 27 | 27 | 27 | 27 | 27 | 27 | 27 | 27 | 27 | 27 |
| 2  | 45  | 45 | 45 | 45 | 45 | 45 | 45 | 45 | 45 | 45 | 45 | 45 | 45 | 45 | 45 | 45 |
| 3  | 36  | 36 | 36 | 36 | 36 | 36 | 36 | 36 | 36 | 36 | 36 | 36 | 36 | 36 | 36 | 36 |
| 4  | 6   | 6  | 6  | 6  | 6  | 6  | 6  | 6  | 6  | 6  | 6  | 6  | 6  | 6  | 6  | 6  |
| 5  | 51  | 51 | 51 | 51 | 51 | 51 | 51 | 51 | 51 | 51 | 51 | 51 | 51 | 51 | 51 | 51 |
| 6  | 14  | 14 | 14 | 14 | 14 | 14 | 14 | 14 | 31 | 31 | 31 | 31 | 31 | 31 | 31 | 31 |
| 7  | 31  | 31 | 31 | 31 | 31 | 31 | 31 | 31 | 14 | 14 | 14 | 14 | 14 | 14 | 14 | 14 |
| 8  | 80  | 80 | 80 | 80 | 80 | 80 | 80 | 80 | 80 | 80 | 80 | 80 | 80 | 80 | 80 | 80 |
| 9  | 33  | 33 | 33 | 33 | 33 | 33 | 33 | 33 | 33 | 33 | 33 | 33 | 33 | 33 | 33 | 33 |
| 10 | 50  | 50 | 50 | 50 | 50 | 50 | 50 | 50 | 50 | 50 | 50 | 50 | 50 | 50 | 50 | 50 |
| 11 | 73  | 73 | 73 | 73 | 73 | 73 | 73 | 73 | 73 | 73 | 73 | 71 | 71 | 71 | 71 | 71 |
| 12 | 22  | 22 | 22 | 22 | 22 | 71 | 71 | 71 | 71 | 71 | 71 | 71 | 73 | 73 | 73 | 73 |
| 13 | 71  | 71 | 71 | 71 | 71 | 22 | 22 | 16 | 16 | 16 | 16 | 16 | 16 | 16 | 16 | 16 |
| 14 | 3   | 16 | 16 | 16 | 16 | 16 | 22 | 22 | 19 | 19 | 19 | 92 | 92 | 92 | 92 | 92 |
| 15 | 16  | 3  | 3  | 3  | 3  | 3  | 3  | 3  | 3  | 22 | 22 | 22 | 19 | 19 | 19 | 19 |
| 16 | 11  | 19 | 19 | 19 | 19 | 19 | 19 | 19 | 3  | 3  | 3  | 3  | 3  | 3  | 3  | 3  |
| 17 | 19  | 11 | 11 | 11 | 11 | 11 | 11 | 92 | 92 | 92 | 92 | 92 | 22 | 22 | 22 | 11 |
| 18 | 23  | 23 | 23 | 23 | 23 | 23 | 92 | 11 | 11 | 11 | 11 | 11 | 11 | 11 | 11 | 12 |
| 19 | 10  | 10 | 55 | 55 | 55 | 55 | 23 | 23 | 23 | 21 | 21 | 21 | 12 | 12 | 12 | 21 |
| 20 | 21  | 55 | 10 | 10 | 10 | 92 | 55 | 55 | 55 | 70 | 70 | 70 | 21 | 21 | 21 | 77 |
| 21 | 55  | 92 | 92 | 92 | 92 | 10 | 21 | 21 | 21 | 12 | 12 | 12 | 77 | 77 | 77 | 70 |
| 22 | 92  | 21 | 21 | 21 | 21 | 70 | 70 | 70 | 77 | 77 | 77 | 9  | 9  | 70 | 9  | 9  |
| 23 | 70  | 70 | 70 | 70 | 70 | 12 | 12 | 12 | 52 | 52 | 52 | 70 | 70 | 9  | 52 | 52 |
| 24 | 77  | 77 | 77 | 77 | 77 | 77 | 77 | 77 | 9  | 9  | 9  | 52 | 52 | 52 | 88 | 88 |
| 25 | 8   | 25 | 12 | 12 | 12 | 12 | 52 | 52 | 52 | 8  | 8  | 8  | 8  | 8  | 88 | 54 |
| 26 | 25  | 88 | 9  | 52 | 52 | 52 | 9  | 9  | 9  | 54 | 54 | 54 | 54 | 88 | 8  | 64 |
| 27 | 12  | 8  | 52 | 9  | 9  | 9  | 8  | 8  | 8  | 53 | 53 | 53 | 88 | 53 | 54 | 8  |
| 28 | 88  | 9  | 8  | 8  | 8  | 8  | 64 | 64 | 64 | 64 | 64 | 64 | 53 | 54 | 64 | 53 |
| 29 | 9   | 12 | 64 | 64 | 64 | 64 | 54 | 54 | 54 | 88 | 88 | 88 | 64 | 64 | 53 | 62 |
| 30 | 64  | 52 | 62 | 62 | 54 | 54 | 53 | 53 | 53 | 62 | 62 | 62 | 62 | 62 | 62 | 37 |
| 31 | 53  | 64 | 54 | 54 | 62 | 62 | 62 | 88 | 88 | 37 | 37 | 37 | 37 | 37 | 37 | 37 |
| 32 | 52  | 62 | 53 | 53 | 53 | 53 | 88 | 62 | 62 | 29 | 29 | 29 | 29 | 29 | 29 | 29 |
| 33 | 62  | 54 | 37 | 37 | 37 | 88 | 37 | 37 | 37 |    |    |    |    |    |    |    |
| 34 | 54  | 53 | 29 | 29 | 88 | 37 | 29 | 29 | 29 |    |    |    |    |    |    |    |
| 35 | 37  | 37 | 88 | 88 | 29 | 29 |    |    |    |    |    |    |    |    |    |    |
| 36 | 29  | 29 |    |    |    |    |    |    |    |    |    |    |    |    |    |    |

| Final Result |                    |         |
|--------------|--------------------|---------|
| 1            | 27 SLATER F.       | Laps 16 |
| 2            | 45 BEETON J.       | 0.547   |
| 3            | 36 JONSSON G.      | 2.323   |
| 4            | 6 YAMAKOSHI H.     | 2.684   |
| 5            | 51 NAKAMURA-BERTA  | 4.508   |
| 6            | 31 BOHRA A.        | 4.732   |
| 7            | 14 AL DHAHERI R.   | 6.026   |
| 8            | 80 POWELL A.       | 7.247   |
| 9            | 33 STOLCERMANIS T. | 7.536   |
| 10           | 50 GOWDA D.        | 8.311   |
| 11           | 71 REHM M.         | 9.071   |
| 12           | 73 OLIVIERI E.     | 9.455   |
| 13           | 16 LARINI D.       | 9.907   |
| 14           | 92 PETROVIC A.     | 10.146  |
| 15           | 19 ANURAG K.       | 10.504  |
| 16           | 3 POPOV M.         | 11.593  |
| 17           | 11 VIISOREANU L.   | 15.982  |
| 18           | 12 PRADEL G.       | 16.221  |
| 19           | 21 ISCHER E.       | 16.394  |
| 20           | 77 YEHE E.         | 17.008  |
| 21           | 70 MRAD K.         | 17.182  |
| 22           | 9 STACK E.         | 17.756  |
| 23           | 52 SAVINKOV O.     | 19.069  |
| 24           | 88 HODENIUS L.     | 19.105  |
| 25           | 54 HOLGUIN G.      | 21.135  |
| 26           | 64 DOBRZANSKI W.   | 23.260  |
| 27           | 8 KOSTIC A.        | 23.421  |
| 28           | 53 ALDEREYAANE O.  | 23.647  |
| 29           | 62 ROBINSON E.     | 26.085  |
| 30           | 37 FIORENTINO F.   | 35.544  |
| 31           | 22 FREY E.         | 1 Lap   |
| 32           | 29 BERREBY N.      | 1 Lap   |
| RET          | 23 FRANCO R.       | 7 Laps  |
| RET          | 55 RODELLA A.      | 7 Laps  |
| RET          | 10 FERREIRA M.     | 10 Laps |
| RET          | 25 WURZ O.         | 14 Laps |





# ACI Racing Weekend Mugello, 13-14 Luglio 2024

## Italian F4 Championship - Best Sectors & Speed Race 3

**RESULTS**

|     |                        |                | Laps    |
|-----|------------------------|----------------|---------|
| 1   | 27 SLATER Freddie      | Tatuus F4-T421 | 16      |
| 2   | 45 BEETON Jack         | Tatuus F4-T421 | 0.547   |
| 3   | 36 JONSSON Gustav      | Tatuus F4-T421 | 2.323   |
| 4   | 6 YAMAKOSHI Hiyu       | Tatuus F4-T421 | 2.684   |
| 5   | 51 NAKAMURA-BERTA Kean | Tatuus F4-T421 | 4.508   |
| 6   | 31 BOHRA Akshay        | Tatuus F4-T421 | 4.732   |
| 7   | 14 AL DHAHERI Rashid   | Tatuus F4-T421 | 6.026   |
| 8   | 80 POWELL Alex         | Tatuus F4-T421 | 7.247   |
| 9   | 33 STOLCERMANIS Tomass | Tatuus F4-T421 | 7.536   |
| 10  | 50 GOWDA Dion          | Tatuus F4-T421 | 8.311   |
| 11  | 71 REHM Maxim          | Tatuus F4-T421 | 9.071   |
| 12  | 73 OLIVIERI Emanuele   | Tatuus F4-T421 | 9.455   |
| 13  | 16 LARINI Davide       | Tatuus F4-T421 | 9.907   |
| 14  | 92 PETROVIC Andrej     | Tatuus F4-T421 | 10.146  |
| 15  | 19 ANURAG Kabir        | Tatuus F4-T421 | 10.504  |
| 16  | 3 POPOV Maksimilian    | Tatuus F4-T421 | 11.593  |
| 17  | 11 VIISOREANU Luca     | Tatuus F4-T421 | 15.982  |
| 18  | 12 PRADEL Gianmarco    | Tatuus F4-T421 | 16.221  |
| 19  | 21 ISCHER Ethan        | Tatuus F4-T421 | 16.394  |
| 20  | 77 YEH Enzo            | Tatuus F4-T421 | 17.008  |
| 21  | 70 MRAD Kamal          | Tatuus F4-T421 | 17.182  |
| 22  | 9 STACK Everett        | Tatuus F4-T421 | 17.756  |
| 23  | 52 SAVINKOV Oleksandr  | Tatuus F4-T421 | 19.069  |
| 24  | 88 HODENIUS Lin        | Tatuus F4-T421 | 19.105  |
| 25  | 54 HOLGUIN Gabriel     | Tatuus F4-T421 | 21.135  |
| 26  | 64 DOBRZANSKI Wiktor   | Tatuus F4-T421 | 23.260  |
| 27  | 8 KOSTIC Andrija       | Tatuus F4-T421 | 23.421  |
| 28  | 53 ALDEREYAANE Omar    | Tatuus F4-T421 | 23.647  |
| 29  | 62 ROBINSON Edward     | Tatuus F4-T421 | 26.085  |
| 30  | 37 FIORENTINO Filippo  | Tatuus F4-T421 | 35.544  |
| 31  | 22 FREY Enea           | Tatuus F4-T421 | 1 Lap   |
| 32  | 29 BERREBY Nathanael   | Tatuus F4-T421 | 1 Lap   |
| RET | 23 FRANCOIT Reno       | Tatuus F4-T421 | 7 Laps  |
| RET | 55 RODELLA Alvise      | Tatuus F4-T421 | 7 Laps  |
| RET | 10 FERREIRA Matheus    | Tatuus F4-T421 | 10 Laps |
| RET | 25 WURZ Oscar          | Tatuus F4-T421 | 14 Laps |

**SPEED**

|    |                        |                |       |
|----|------------------------|----------------|-------|
| 1  | 92 PETROVIC Andrej     | Tatuus F4-T421 | 240,0 |
| 2  | 10 FERREIRA Matheus    | Tatuus F4-T421 | 238,4 |
| 3  | 21 ISCHER Ethan        | Tatuus F4-T421 | 238,4 |
| 4  | 64 DOBRZANSKI Wiktor   | Tatuus F4-T421 | 236,8 |
| 5  | 11 VIISOREANU Luca     | Tatuus F4-T421 | 236,3 |
| 6  | 55 RODELLA Alvise      | Tatuus F4-T421 | 236,3 |
| 7  | 12 PRADEL Gianmarco    | Tatuus F4-T421 | 236,3 |
| 8  | 54 HOLGUIN Gabriel     | Tatuus F4-T421 | 236,3 |
| 9  | 22 FREY Enea           | Tatuus F4-T421 | 235,8 |
| 10 | 29 BERREBY Nathanael   | Tatuus F4-T421 | 235,8 |
| 11 | 71 REHM Maxim          | Tatuus F4-T421 | 235,8 |
| 12 | 23 FRANCOIT Reno       | Tatuus F4-T421 | 235,3 |
| 13 | 70 MRAD Kamal          | Tatuus F4-T421 | 235,3 |
| 14 | 25 WURZ Oscar          | Tatuus F4-T421 | 235,3 |
| 15 | 37 FIORENTINO Filippo  | Tatuus F4-T421 | 235,3 |
| 16 | 16 LARINI Davide       | Tatuus F4-T421 | 235,3 |
| 17 | 88 HODENIUS Lin        | Tatuus F4-T421 | 234,8 |
| 18 | 31 BOHRA Akshay        | Tatuus F4-T421 | 234,8 |
| 19 | 19 ANURAG Kabir        | Tatuus F4-T421 | 234,8 |
| 20 | 77 YEH Enzo            | Tatuus F4-T421 | 234,3 |
| 21 | 9 STACK Everett        | Tatuus F4-T421 | 234,3 |
| 22 | 52 SAVINKOV Oleksandr  | Tatuus F4-T421 | 234,3 |
| 23 | 33 STOLCERMANIS Tomass | Tatuus F4-T421 | 234,3 |
| 24 | 50 GOWDA Dion          | Tatuus F4-T421 | 234,3 |
| 25 | 62 ROBINSON Edward     | Tatuus F4-T421 | 233,8 |
| 26 | 6 YAMAKOSHI Hiyu       | Tatuus F4-T421 | 233,8 |
| 27 | 80 POWELL Alex         | Tatuus F4-T421 | 233,8 |
| 28 | 73 OLIVIERI Emanuele   | Tatuus F4-T421 | 233,3 |
| 29 | 3 POPOV Maksimilian    | Tatuus F4-T421 | 232,8 |
| 30 | 14 AL DHAHERI Rashid   | Tatuus F4-T421 | 231,8 |
| 31 | 45 BEETON Jack         | Tatuus F4-T421 | 231,8 |
| 32 | 51 NAKAMURA-BERTA Kean | Tatuus F4-T421 | 231,8 |
| 33 | 53 ALDEREYAANE Omar    | Tatuus F4-T421 | 231,3 |
| 34 | 8 KOSTIC Andrija       | Tatuus F4-T421 | 229,8 |
| 35 | 36 JONSSON Gustav      | Tatuus F4-T421 | 228,8 |
| 36 | 27 SLATER Freddie      | Tatuus F4-T421 | 227,8 |

**SEG. 1**

|    |                       |        |
|----|-----------------------|--------|
| 1  | 45 BEETON Jack        | 26.818 |
| 2  | 6 YAMAKOSHI Hiyu      | 26.936 |
| 3  | 51 NAKAMURA-BERTA Ke  | 26.976 |
| 4  | 27 SLATER Freddie     | 26.981 |
| 5  | 36 JONSSON Gustav     | 27.017 |
| 6  | 71 REHM Maxim         | 27.019 |
| 7  | 16 LARINI Davide      | 27.047 |
| 8  | 73 OLIVIERI Emanuele  | 27.053 |
| 9  | 77 YEH Enzo           | 27.057 |
| 10 | 12 PRADEL Gianmarco   | 27.070 |
| 11 | 3 POPOV Maksimilian   | 27.077 |
| 12 | 50 GOWDA Dion         | 27.077 |
| 13 | 52 SAVINKOV Oleksandr | 27.097 |
| 14 | 92 PETROVIC Andrej    | 27.100 |
| 15 | 19 ANURAG Kabir       | 27.124 |
| 16 | 70 MRAD Kamal         | 27.127 |
| 17 | 31 BOHRA Akshay       | 27.127 |
| 18 | 33 STOLCERMANIS Tomas | 27.134 |
| 19 | 22 FREY Enea          | 27.153 |
| 20 | 80 POWELL Alex        | 27.155 |
| 21 | 10 FERREIRA Matheus   | 27.159 |
| 22 | 21 ISCHER Ethan       | 27.172 |
| 23 | 9 STACK Everett       | 27.196 |
| 24 | 88 HODENIUS Lin       | 27.200 |
| 25 | 55 RODELLA Alvise     | 27.205 |
| 26 | 14 AL DHAHERI Rashid  | 27.267 |
| 27 | 25 WURZ Oscar         | 27.292 |
| 28 | 11 VIISOREANU Luca    | 27.323 |
| 29 | 23 FRANCOIT Reno      | 27.340 |
| 30 | 54 HOLGUIN Gabriel    | 27.397 |
| 31 | 8 KOSTIC Andrija      | 27.404 |
| 32 | 53 ALDEREYAANE Omar   | 27.414 |
| 33 | 64 DOBRZANSKI Wiktor  | 27.500 |
| 34 | 62 ROBINSON Edward    | 27.707 |
| 35 | 37 FIORENTINO Filippo | 27.870 |
| 36 | 29 BERREBY Nathanael  | 28.085 |

**SEG. 2**

|    |                       |        |
|----|-----------------------|--------|
| 1  | 36 JONSSON Gustav     | 21.713 |
| 2  | 45 BEETON Jack        | 21.736 |
| 3  | 27 SLATER Freddie     | 21.755 |
| 4  | 6 YAMAKOSHI Hiyu      | 21.826 |
| 5  | 55 RODELLA Alvise     | 21.834 |
| 6  | 51 NAKAMURA-BERTA Ke  | 21.850 |
| 7  | 16 LARINI Davide      | 21.861 |
| 8  | 71 REHM Maxim         | 21.876 |
| 9  | 92 PETROVIC Andrej    | 21.878 |
| 10 | 31 BOHRA Akshay       | 21.890 |
| 11 | 52 SAVINKOV Oleksandr | 21.975 |
| 12 | 73 OLIVIERI Emanuele  | 21.989 |
| 13 | 88 HODENIUS Lin       | 21.990 |
| 14 | 14 AL DHAHERI Rashid  | 21.990 |
| 15 | 22 FREY Enea          | 21.993 |
| 16 | 19 ANURAG Kabir       | 22.004 |
| 17 | 10 FERREIRA Matheus   | 22.027 |
| 18 | 12 PRADEL Gianmarco   | 22.082 |
| 19 | 33 STOLCERMANIS Tomas | 22.083 |
| 20 | 70 MRAD Kamal         | 22.084 |
| 21 | 77 YEH Enzo           | 22.111 |
| 22 | 3 POPOV Maksimilian   | 22.116 |
| 23 | 9 STACK Everett       | 22.129 |
| 24 | 80 POWELL Alex        | 22.151 |
| 25 | 50 GOWDA Dion         | 22.157 |
| 26 | 21 ISCHER Ethan       | 22.184 |
| 27 | 11 VIISOREANU Luca    | 22.243 |
| 28 | 23 FRANCOIT Reno      | 22.257 |
| 29 | 53 ALDEREYAANE Omar   | 22.299 |
| 30 | 54 HOLGUIN Gabriel    | 22.351 |
| 31 | 8 KOSTIC Andrija      | 22.362 |
| 32 | 62 ROBINSON Edward    | 22.409 |
| 33 | 64 DOBRZANSKI Wiktor  | 22.486 |
| 34 | 25 WURZ Oscar         | 22.816 |
| 35 | 29 BERREBY Nathanael  | 22.819 |
| 36 | 37 FIORENTINO Filippo | 22.819 |

**SEG. 3**

|    |                       |        |
|----|-----------------------|--------|
| 1  | 27 SLATER Freddie     | 33.677 |
| 2  | 6 YAMAKOSHI Hiyu      | 33.807 |
| 3  | 36 JONSSON Gustav     | 33.811 |
| 4  | 51 NAKAMURA-BERTA Ke  | 33.847 |
| 5  | 45 BEETON Jack        | 33.853 |
| 6  | 31 BOHRA Akshay       | 34.037 |
| 7  | 80 POWELL Alex        | 34.045 |
| 8  | 92 PETROVIC Andrej    | 34.094 |
| 9  | 52 SAVINKOV Oleksandr | 34.095 |
| 10 | 50 GOWDA Dion         | 34.099 |
| 11 | 33 STOLCERMANIS Tomas | 34.113 |
| 12 | 16 LARINI Davide      | 34.115 |
| 13 | 88 HODENIUS Lin       | 34.142 |
| 14 | 9 STACK Everett       | 34.157 |
| 15 | 14 AL DHAHERI Rashid  | 34.161 |
| 16 | 55 RODELLA Alvise     | 34.174 |
| 17 | 22 FREY Enea          | 34.178 |
| 18 | 73 OLIVIERI Emanuele  | 34.190 |
| 19 | 3 POPOV Maksimilian   | 34.218 |
| 20 | 71 REHM Maxim         | 34.237 |
| 21 | 77 YEH Enzo           | 34.291 |
| 22 | 19 ANURAG Kabir       | 34.298 |
| 23 | 11 VIISOREANU Luca    | 34.321 |
| 24 | 53 ALDEREYAANE Omar   | 34.340 |
| 25 | 8 KOSTIC Andrija      | 34.358 |
| 26 | 12 PRADEL Gianmarco   | 34.390 |
| 27 | 23 FRANCOIT Reno      | 34.397 |
| 28 | 70 MRAD Kamal         | 34.416 |
| 29 | 21 ISCHER Ethan       | 34.418 |
| 30 | 10 FERREIRA Matheus   | 34.432 |
| 31 | 64 DOBRZANSKI Wiktor  | 34.448 |
| 32 | 54 HOLGUIN Gabriel    | 34.576 |
| 33 | 62 ROBINSON Edward    | 34.729 |
| 34 | 25 WURZ Oscar         | 35.117 |
| 35 | 37 FIORENTINO Filippo | 35.312 |
| 36 | 29 BERREBY Nathanael  | 36.061 |

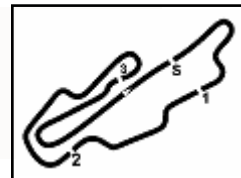
**SEG. 4**

|    |                       |        |
|----|-----------------------|--------|
| 1  | 45 BEETON Jack        | 27.164 |
| 2  | 10 FERREIRA Matheus   | 27.184 |
| 3  | 31 BOHRA Akshay       | 27.211 |
| 4  | 6 YAMAKOSHI Hiyu      | 27.250 |
| 5  | 71 REHM Maxim         | 27.255 |
| 6  | 27 SLATER Freddie     | 27.269 |
| 7  | 16 LARINI Davide      | 27.269 |
| 8  | 73 OLIVIERI Emanuele  | 27.274 |
| 9  | 50 GOWDA Dion         | 27.305 |
| 10 | 21 ISCHER Ethan       | 27.317 |
| 11 | 19 ANURAG Kabir       | 27.322 |
| 12 | 55 RODELLA Alvise     | 27.325 |
| 13 | 14 AL DHAHERI Rashid  | 27.333 |
| 14 | 23 FRANCOIT Reno      | 27.335 |
| 15 | 36 JONSSON Gustav     | 27.337 |
| 16 | 92 PETROVIC Andrej    | 27.337 |
| 17 | 12 PRADEL Gianmarco   | 27.346 |
| 18 | 22 FREY Enea          | 27.365 |
| 19 | 51 NAKAMURA-BERTA Ke  | 27.371 |
| 20 | 33 STOLCERMANIS Tomas | 27.399 |
| 21 | 25 WURZ Oscar         | 27.407 |
| 22 | 80 POWELL Alex        | 27.428 |
| 23 | 77 YEH Enzo           | 27.436 |
| 24 | 70 MRAD Kamal         | 27.458 |
| 25 | 54 HOLGUIN Gabriel    | 27.487 |
| 26 | 11 VIISOREANU Luca    | 27.491 |
| 27 | 52 SAVINKOV Oleksandr | 27.492 |
| 28 | 88 HODENIUS Lin       | 27.518 |
| 29 | 9 STACK Everett       | 27.524 |
| 30 | 64 DOBRZANSKI Wiktor  | 27.541 |
| 31 | 53 ALDEREYAANE Omar   | 27.569 |
| 32 | 3 POPOV Maksimilian   | 27.595 |
| 33 | 29 BERREBY Nathanael  | 27.722 |
| 34 | 62 ROBINSON Edward    | 27.773 |
| 35 | 8 KOSTIC Andrija      | 27.796 |
| 36 | 37 FIORENTINO Filippo | 27.955 |





7.5



Aut.Int. Mugello 5.245 m

# ACI Racing Weekend Mugello, 13-14 Luglio 2024 Italian F4 Championship - Chronological Analysis Race 3

Start at 11:24'03.431

1 / 6

| 3 M. POPOV (1'51.139) |               |               |               |               |                 |              |              |
|-----------------------|---------------|---------------|---------------|---------------|-----------------|--------------|--------------|
| Lap                   | Seg.1         | Seg.2         | Seg.3         | Seg.4         | Lap Time        | km/h         | Local Time   |
| 1                     |               | 23.813        | 35.652        | 27.762        | 2'03.631        |              | 11:26'07.062 |
| 2                     | 27.609        | 22.525        | 34.510        | 27.660        | 1'52.304        | 229,8        | 11:27'59.366 |
| 3                     | <b>27.077</b> | 22.196        | 34.220        | 27.646        | <b>1'51.139</b> | 231,3        | 11:29'50.505 |
| 4                     | 27.398        | <b>22.116</b> | 34.221        | 27.623        | 1'51.358        | 229,8        | 11:31'41.863 |
| 5                     | 27.184        | 22.188        | 34.395        | 27.877        | 1'51.644        | 228,3        | 11:33'33.507 |
| 6                     | 27.460        | 22.623        | 34.652        | 27.644        | 1'52.379        | 228,8        | 11:35'25.886 |
| 7                     | 27.579        | 22.244        | <b>34.218</b> | <b>27.595</b> | 1'51.636        | 231,3        | 11:37'17.522 |
| 8                     | 27.467        | 22.325        | 34.595        | 27.670        | 1'52.057        | 231,8        | 11:39'09.579 |
| 9                     | 27.400        | 22.339        | 34.735        | 27.680        | 1'52.154        | 228,8        | 11:41'01.733 |
| 10                    | 27.938        | 23.226        | 37.486        | 30.841        | 1'59.491        | <b>232,8</b> | 11:43'01.224 |
| 11                    | 36.682        | 33.619        | 57.713        | 41.534        | 2'49.548        | 198,2        | 11:45'50.772 |
| 12                    | 45.052        | 32.122        | 55.095        | 54.265        | 3'06.534        | 149,8        | 11:48'57.306 |
| 13                    | 29.436        | 23.671        | 35.299        | 27.768        | 1'56.174        | 208,1        | 11:50'53.480 |
| 14                    | 27.692        | 22.512        | 34.916        | 27.655        | 1'52.775        | 230,8        | 11:52'46.255 |
| 15                    | 27.393        | 22.466        | 34.790        | 27.831        | 1'52.480        | 230,3        | 11:54'38.735 |
| 16                    | 27.402        | 22.410        | 34.607        | 27.777        | 1'52.196        | 228,8        | 11:56'30.931 |
| Race Time 32'27.500   |               |               |               |               |                 |              |              |

| 6 H. YAMAKOSHI (1'50.040) |               |               |               |               |                 |              |              |
|---------------------------|---------------|---------------|---------------|---------------|-----------------|--------------|--------------|
| Lap                       | Seg.1         | Seg.2         | Seg.3         | Seg.4         | Lap Time        | km/h         | Local Time   |
| 1                         |               | 23.063        | 34.122        | 27.283        | 1'59.354        |              | 11:26'02.785 |
| 2                         | 27.147        | 22.177        | 33.918        | 27.273        | 1'50.515        | 231,8        | 11:27'53.300 |
| 3                         | 27.121        | 21.946        | <b>33.807</b> | 27.309        | 1'50.183        | 230,3        | 11:29'43.483 |
| 4                         | 27.091        | <b>21.826</b> | 34.010        | 27.295        | 1'50.222        | 231,3        | 11:31'33.705 |
| 5                         | <b>26.936</b> | <b>21.826</b> | 33.950        | 27.328        | <b>1'50.040</b> | 229,3        | 11:33'23.745 |
| 6                         | 27.166        | 21.905        | 33.846        | <b>27.250</b> | 1'50.167        | 229,8        | 11:35'13.912 |
| 7                         | 27.486        | 22.185        | 34.102        | 27.388        | 1'51.161        | 229,3        | 11:37'05.073 |
| 8                         | 27.263        | 21.940        | 34.058        | 27.344        | 1'50.605        | 228,8        | 11:38'55.678 |
| 9                         | 27.116        | 22.058        | 34.110        | 27.384        | 1'50.668        | 229,3        | 11:40'46.346 |
| 10                        | 27.187        | 22.019        | 34.062        | 33.834        | 1'57.102        | 229,3        | 11:42'43.448 |
| 11                        | 45.666        | 35.549        | 56.112        | 40.957        | 2'58.284        | 145,7        | 11:45'41.732 |
| 12                        | 44.807        | 34.064        | 55.022        | 58.736        | 3'12.629        | 143,6        | 11:48'54.361 |
| 13                        | 29.293        | 22.365        | 34.382        | 27.589        | 1'53.629        | 206,1        | 11:50'47.990 |
| 14                        | 27.564        | 22.280        | 34.140        | 27.313        | 1'51.297        | <b>233,8</b> | 11:52'39.287 |
| 15                        | 27.295        | 22.235        | 34.199        | 27.441        | 1'51.170        | 231,3        | 11:54'30.457 |
| 16                        | 27.497        | 22.453        | 34.094        | 27.521        | 1'51.565        | 230,3        | 11:56'22.022 |
| Race Time 32'18.591       |               |               |               |               |                 |              |              |

| 8 A. KOSTIC (1'52.238) |               |               |               |               |                 |              |              |
|------------------------|---------------|---------------|---------------|---------------|-----------------|--------------|--------------|
| Lap                    | Seg.1         | Seg.2         | Seg.3         | Seg.4         | Lap Time        | km/h         | Local Time   |
| 1                      |               | 24.282        | 35.849        | 27.989        | 2'06.409        |              | 11:26'09.840 |
| 2                      | 28.052        | 23.006        | 35.651        | 27.824        | 1'54.533        | 225,9        | 11:28'04.373 |
| 3                      | 28.506        | 22.748        | 35.079        | <b>27.796</b> | 1'54.129        | 228,8        | 11:29'58.502 |
| 4                      | 27.665        | 22.377        | <b>34.358</b> | 27.838        | <b>1'52.238</b> | 226,4        | 11:31'50.740 |
| 5                      | <b>27.404</b> | <b>22.362</b> | 34.612        | 27.882        | 1'52.260        | 226,9        | 11:33'43.000 |
| 6                      | 27.526        | 22.429        | 34.701        | 27.826        | 1'52.482        | 225,5        | 11:35'35.482 |
| 7                      | 27.580        | 22.485        | 34.805        | 27.805        | 1'52.675        | 226,4        | 11:37'28.157 |
| 8                      | 27.547        | 22.480        | 34.888        | 27.865        | 1'52.780        | 225,5        | 11:39'20.937 |
| 9                      | 27.652        | 22.458        | 34.715        | 27.899        | 1'52.724        | 225,0        | 11:41'13.661 |
| 10                     | 27.657        | 22.720        | 42.790        | 35.454        | 2'08.621        | 226,4        | 11:43'22.282 |
| 11                     | 30.286        | 26.513        | 57.525        | 44.352        | 2'38.676        | 204,9        | 11:46'00.958 |
| 12                     | 42.155        | 31.050        | 53.984        | 51.526        | 2'58.715        | 180,3        | 11:48'59.673 |
| 13                     | 29.256        | 23.349        | 35.957        | 28.129        | 1'56.691        | 209,7        | 11:50'56.364 |
| 14                     | 27.965        | 23.337        | 35.872        | 28.212        | 1'55.386        | <b>229,8</b> | 11:52'51.750 |
| 15                     | 28.354        | 23.213        | 35.406        | 28.040        | 1'55.013        | 228,3        | 11:54'46.763 |
| 16                     | 28.427        | 23.484        | 35.616        | 28.469        | 1'55.996        | 225,9        | 11:56'42.759 |
| Race Time 32'39.328    |               |               |               |               |                 |              |              |

| 9 E. STACK (1'51.161) |        |        |        |               |          |              |              |
|-----------------------|--------|--------|--------|---------------|----------|--------------|--------------|
| Lap                   | Seg.1  | Seg.2  | Seg.3  | Seg.4         | Lap Time | km/h         | Local Time   |
| 1                     |        | 24.177 | 36.454 | 27.717        | 2'07.100 |              | 11:26'10.531 |
| 2                     | 27.827 | 23.068 | 35.412 | 27.643        | 1'53.950 | <b>234,3</b> | 11:28'04.481 |
| 3                     | 27.608 | 22.548 | 34.453 | <b>27.524</b> | 1'52.133 | 232,8        | 11:29'56.614 |
| 4                     | 27.483 | 23.161 | 34.324 | 27.648        | 1'52.616 | 230,8        | 11:31'49.230 |

|                     |               |               |               |        |                 |       |              |
|---------------------|---------------|---------------|---------------|--------|-----------------|-------|--------------|
| 5                   | <b>27.196</b> | <b>22.129</b> | <b>34.157</b> | 27.679 | <b>1'51.161</b> | 228,3 | 11:33'40.391 |
| 6                   | 27.227        | 22.291        | 34.403        | 27.625 | 1'51.546        | 226,4 | 11:35'31.937 |
| 7                   | 27.317        | 22.287        | 34.288        | 27.664 | 1'51.556        | 227,4 | 11:37'23.493 |
| 8                   | 27.671        | 22.664        | 34.521        | 27.708 | 1'52.564        | 230,8 | 11:39'16.057 |
| 9                   | 27.814        | 22.559        | 34.599        | 27.701 | 1'52.673        | 230,8 | 11:41'08.730 |
| 10                  | 27.463        | 22.470        | 39.179        | 32.205 | 2'01.317        | 229,8 | 11:43'10.047 |
| 11                  | 34.000        | 34.065        | 57.367        | 43.217 | 2'48.649        | 189,1 | 11:45'58.696 |
| 12                  | 43.269        | 31.138        | 54.560        | 51.816 | 3'00.783        | 196,4 | 11:48'59.479 |
| 13                  | 29.143        | 23.212        | 35.822        | 27.939 | 1'56.116        | 208,1 | 11:50'55.595 |
| 14                  | 27.752        | 22.558        | 35.591        | 27.627 | 1'53.528        | 229,3 | 11:52'49.123 |
| 15                  | 27.755        | 22.667        | 35.409        | 27.747 | 1'53.578        | 228,8 | 11:54'42.701 |
| 16                  | 28.232        | 23.191        | 35.237        | 27.733 | 1'54.393        | 227,4 | 11:56'37.094 |
| Race Time 32'33.663 |               |               |               |        |                 |       |              |

| 10 M. FERREIRA (1'50.988) |               |               |               |               |                 |              |              |
|---------------------------|---------------|---------------|---------------|---------------|-----------------|--------------|--------------|
| Lap                       | Seg.1         | Seg.2         | Seg.3         | Seg.4         | Lap Time        | km/h         | Local Time   |
| 1                         |               | 24.128        | 36.133        | 27.539        | 2'04.567        |              | 11:26'07.998 |
| 2                         | 27.652        | 22.823        | 34.893        | 27.218        | 1'52.586        | <b>238,4</b> | 11:28'00.584 |
| 3                         | 27.542        | 23.796        | 34.433        | 27.240        | 1'53.011        | 235,3        | 11:29'53.595 |
| 4                         | 27.300        | <b>22.027</b> | <b>34.432</b> | 27.229        | <b>1'50.988</b> | 232,3        | 11:31'44.583 |
| 5                         | <b>27.159</b> | 22.064        | 34.606        | <b>27.184</b> | 1'51.013        | 232,3        | 11:33'35.596 |
| 6                         | 28.072        | 22.493        | 34.675        | 27.336        | 1'52.576        | 237,9        | 11:35'28.172 |
| 7                         | 27.534        |               |               |               |                 | 234,3        |              |
| Race Time 11'24.741       |               |               |               |               |                 |              |              |

| 11 L. VIISOREANU (1'51.521) |               |               |               |               |                 |              |              |
|-----------------------------|---------------|---------------|---------------|---------------|-----------------|--------------|--------------|
| Lap                         | Seg.1         | Seg.2         | Seg.3         | Seg.4         | Lap Time        | km/h         | Local Time   |
| 1                           |               | 24.185        | 35.657        | 27.746        | 2'03.875        |              | 11:26'07.306 |
| 2                           | 27.543        | 22.732        | 34.654        | 27.609        | 1'52.538        | <b>236,3</b> | 11:27'59.844 |
| 3                           | 27.434        | <b>22.243</b> | 34.405        | <b>27.491</b> | 1'51.573        | 232,8        | 11:29'51.417 |
| 4                           | 27.395        | 22.281        | 34.354        | <b>27.491</b> | <b>1'51.521</b> | 230,8        | 11:31'42.938 |
| 5                           | <b>27.323</b> | 22.344        | <b>34.321</b> | 27.723        | 1'51.711        | 230,3        | 11:33'34.649 |
| 6                           | 27.522        | 22.421        | 34.726        | 27.842        | 1'52.511        | 228,8        | 11:35'27.160 |
| 7                           | 27.564        | 22.410        | 34.801        | 27.833        | 1'52.608        | 228,8        | 11:37'19.768 |
| 8                           | 27.588        | 22.440        | 34.882        | 28.028        | 1'52.938        | 226,9        | 11:39'12.706 |
| 9                           | 27.538        | 22.406        | 35.039        | 27.616        | 1'52.599        | 232,3        | 11:41'05.305 |
| 10                          | <b>27.522</b> | 22.521        | 37.505        | 31.528        | 1'59.076        | 229,3        | 11:43'04.381 |
| 11                          | 35.603        | 33.783        | 57.548        | 42.332        | 2'49.266        | 208,5        | 11:45'53.647 |
| 12                          | 43.837        | 32.471        | 54.542        | 53.438        | 3'04.288        | 174,2        | 11:48'57.935 |
| 13                          | 29.218        | 23.550        | 35.862        | 27.616        | 1'56.246        | 208,5        | 11:50'54.181 |
| 14                          | 27.698        | 22.939        | 35.091        | 27.745        | 1'53.473        | 232,8        | 11:52'47.654 |
| 15                          | 27.671        | 22.620        | 35.135        | 27.790        | 1'53.216        | 231,3        | 11:54'40.870 |
| 16                          | 27.986        | 23.430        | 35.101        | 27.933        | 1'54.450        | 228,8        | 11:56'35.320 |
| Race Time 32'31.889         |               |               |               |               |                 |              |              |

| 12 G. PRADEL (1'50.991) |               |               |               |               |                 |              |              |
|-------------------------|---------------|---------------|---------------|---------------|-----------------|--------------|--------------|
| Lap                     | Seg.1         | Seg.2         | Seg.3         | Seg.4         | Lap Time        | km/h         | Local Time   |
| 1                       |               | 24.295        | 36.189        | 27.536        | 2'06.752        |              | 11:26'10.183 |
| 2                       | 28.112        | 22.821        | 35.857        | 27.629        | 1'54.419        | 234,3        | 11:28'04.602 |
| 3                       | 27.385        | 22.085        | 34.721        | <b>27.346</b> | 1'51.537        | <b>236,3</b> | 11:29'56.139 |
| 4                       | 27.089        | 22.511        | <b>34.390</b> | 27.476        | 1'51.466        | 231,3        | 11:31'47.605 |
| 5                       | <b>27.070</b> | <b>22.082</b> | 34.406        | 27.433        | <b>1'50.991</b> | 230,3        | 11:33'38.596 |
| 6                       | 27.291        | 22.242        | 34.600        | 27.426        | 1'51.559        | 231,8        | 11:35'30.155 |
| 7                       | 27.354        | 22.291        | 35.241        | 27.515        | 1'52.401        | 233,3        | 11:37'22.556 |
| 8                       | 27.524        | 22.205        | 34.857        | 27.461        | 1'52.047        | 232,3        | 11:39'14.603 |
| 9                       | 27.486        | 22.443        | 35.202        | 27.480        | 1'52.611        | 234,8        | 11:41'07.214 |
| 10                      | 27.740        | 22.285        | 37.906        | 31.698        | 1'59.629        | 235,8        | 11:43'06.843 |
| 11                      | 34.941        | 33.539        | 57.788        | 42.597        | 2'48.865        | 197,4        | 11:45'55.708 |
| 12                      | 43.212        | 32.460        | 54.451        | 52.823        | 3'02.946        | 194,2        | 11:48'58.654 |
| 13                      | 28.918        | 23.347        | 36.102        | 27.480        | 1'55.847        | 213,4        | 11:50'54.501 |
| 14                      | 27.789        | 22.920        | 35.174        | 27.572        | 1'53.455        | 234,3        | 11:52'47.956 |
| 15                      | 27.734        | 22.650        | 35.143        | 27.639        | 1'53.166        | 234,3        | 11:54'41.122 |
| 16                      | 28.262        | 23.126        | 35.376        | 27.673        | 1'54.437        | 233,8        | 11:56'35.559 |
| Race Time 32'32.128     |               |               |               |               |                 |              |              |

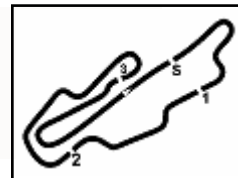
14/07/2024

P = Pits In/Out - C = Lap Time Cancelled

Powered by FICr PERUGIA TIMING







Aut.Int. Mugello 5.245 m

# ACI Racing Weekend Mugello, 13-14 Luglio 2024

## Italian F4 Championship - Chronological Analysis Race 3

Start at 11:24'03.431

**2 / 6**

| 14 R. AL DHAHERI (1'50.780) |               |               |               |        |                 |              |              |
|-----------------------------|---------------|---------------|---------------|--------|-----------------|--------------|--------------|
| Lap                         | Seg.1         | Seg.2         | Seg.3         | Seg.4  | Lap Time        | km/h         | Local Time   |
| 1                           |               |               |               |        | 2'00.352        |              | 11:26'03.783 |
| 2                           | 27.594        | 22.355        | 34.280        | 27.389 | 1'51.618        | <b>231,8</b> | 11:27'55.401 |
| 3                           | 27.276        | 22.005        | <b>34.161</b> | 27.338 | <b>1'50.780</b> | 229,3        | 11:29'46.181 |
| 4                           | 27.328        | <b>21.990</b> | 34.208        | 27.428 | 1'50.954        | 227,8        | 11:31'37.135 |
| 5                           | 27.363        | 22.128        | 34.322        | 27.418 | 1'51.231        | 226,4        | 11:33'28.366 |
| 6                           | 27.584        | 22.100        | 34.191        | 27.487 | 1'51.362        | 226,4        | 11:35'19.728 |
| 7                           | 27.359        | 22.095        | 34.345        | 27.416 | 1'51.215        | 225,5        | 11:37'10.943 |
| 8                           | 27.576        | 22.180        | 34.388        | 27.472 | 1'51.616        | 227,8        | 11:39'02.559 |
| 9                           | 27.701        | 22.158        | 34.541        | 27.403 | 1'51.803        | 229,3        | 11:40'54.362 |
| 10                          | <b>27.267</b> | 22.040        | 34.509        | 29.300 | 1'53.116        | 229,3        | 11:42'47.478 |
| 11                          | 43.679        | 35.034        | 56.377        | 40.841 | 2'55.931        | 169,8        | 11:45'43.409 |
| 12                          | 45.318        | 33.629        | 54.992        | 57.970 | 3'11.909        | 125,6        | 11:48'55.318 |
| 13                          | 29.185        | 22.905        | 34.726        | 27.488 | 1'54.304        | 205,7        | 11:50'49.622 |
| 14                          | 27.475        | 22.312        | 34.575        | 27.439 | 1'51.801        | 229,8        | 11:52'41.423 |
| 15                          | 27.429        | 22.349        | 34.602        | 27.477 | 1'51.857        | 228,8        | 11:54'33.280 |
| 16                          | 27.532        | 22.321        | 34.806        | 27.425 | 1'52.084        | 227,4        | 11:56'25.364 |
| Race Time 32'21.933         |               |               |               |        |                 |              |              |

| 16 D. LARINI (1'50.558) |               |               |               |               |                 |              |              |
|-------------------------|---------------|---------------|---------------|---------------|-----------------|--------------|--------------|
| Lap                     | Seg.1         | Seg.2         | Seg.3         | Seg.4         | Lap Time        | km/h         | Local Time   |
| 1                       |               | 24.192        | 35.287        | 27.709        | 2'03.704        |              | 11:26'07.135 |
| 2                       | 27.413        | 22.204        | 34.566        | 27.359        | 1'51.542        | 233,8        | 11:27'58.677 |
| 3                       | <b>27.047</b> | 22.128        | 34.464        | 27.349        | 1'50.988        | 232,8        | 11:29'49.665 |
| 4                       | 27.052        | 22.198        | 34.269        | <b>27.269</b> | 1'50.788        | 232,3        | 11:31'40.453 |
| 5                       | 27.536        | 22.291        | 34.306        | 27.332        | 1'51.465        | <b>235,3</b> | 11:33'31.918 |
| 6                       | 27.647        | 23.628        | 34.588        | 27.601        | 1'53.464        | 232,8        | 11:35'25.382 |
| 7                       | 27.337        | 22.399        | 34.413        | 27.540        | 1'51.689        | 231,3        | 11:37'17.071 |
| 8                       | 27.425        | 22.076        | 34.542        | 27.354        | 1'51.397        | 230,8        | 11:39'08.468 |
| 9                       | 27.284        | <b>21.861</b> | <b>34.115</b> | <b>27.298</b> | <b>1'50.558</b> | 226,9        | 11:40'59.026 |
| 10                      | 27.308        | 21.908        | 35.155        | 30.761        | 1'55.132        | 228,8        | 11:42'54.158 |
| 11                      | 40.846        | 34.320        | 57.246        | 41.670        | 2'54.082        | 194,2        | 11:45'48.240 |
| 12                      | 44.277        | 33.492        | 54.343        | 56.051        | 3'08.163        | 168,0        | 11:48'56.403 |
| 13                      | 29.288        | 23.774        | 34.881        | 28.180        | 1'56.123        | 212,6        | 11:50'52.526 |
| 14                      | 27.528        | 22.227        | 34.626        | 27.421        | 1'51.802        | 229,3        | 11:52'44.328 |
| 15                      | 27.532        | 22.564        | 34.724        | 27.500        | 1'52.320        | 231,8        | 11:54'36.648 |
| 16                      | 27.640        | 22.365        | 35.051        | 27.541        | 1'52.597        | 229,3        | 11:56'29.245 |
| Race Time 32'25.814     |               |               |               |               |                 |              |              |

| 19 K. ANURAG (1'50.811) |               |               |               |               |                 |              |              |
|-------------------------|---------------|---------------|---------------|---------------|-----------------|--------------|--------------|
| Lap                     | Seg.1         | Seg.2         | Seg.3         | Seg.4         | Lap Time        | km/h         | Local Time   |
| 1                       |               | 24.106        | 35.620        | 27.631        | 2'03.995        |              | 11:26'07.426 |
| 2                       | 27.825        | 22.652        | 34.567        | <b>27.322</b> | 1'52.366        | <b>234,8</b> | 11:27'59.792 |
| 3                       | <b>27.124</b> | <b>22.004</b> | <b>34.298</b> | 27.385        | <b>1'50.811</b> | 233,8        | 11:29'50.603 |
| 4                       | 27.624        | 22.114        | 34.328        | 27.417        | 1'51.483        | 231,8        | 11:31'42.086 |
| 5                       | 27.340        | 22.128        | 34.448        | 27.603        | 1'51.519        | 234,3        | 11:33'33.605 |
| 6                       | 27.650        | 22.550        | 34.628        | 27.559        | 1'52.387        | 228,8        | 11:35'25.992 |
| 7                       | 27.924        | 22.148        | 34.428        | 27.532        | 1'52.032        | 230,3        | 11:37'18.024 |
| 8                       | 27.347        | 22.338        | 34.486        | 27.414        | 1'51.585        | 229,8        | 11:39'09.609 |
| 9                       | 27.903        | 22.126        | 34.772        | 27.575        | 1'52.376        | 229,3        | 11:41'01.985 |
| 10                      | 27.411        | 22.259        | 36.436        | 31.079        | 1'57.185        | 233,3        | 11:42'59.170 |
| 11                      | 37.119        | 33.894        | 57.344        | 41.611        | 2'49.968        | 201,5        | 11:45'49.138 |
| 12                      | 44.538        | 32.904        | 54.953        | 55.338        | 3'07.733        | 167,7        | 11:48'56.871 |
| 13                      | 29.095        | 24.005        | 35.149        | 27.699        | 1'55.948        | 206,1        | 11:50'52.819 |
| 14                      | 27.840        | 22.683        | 34.696        | 27.501        | 1'52.720        | <b>234,8</b> | 11:52'45.539 |
| 15                      | 27.440        | 22.416        | 34.507        | 27.499        | 1'51.862        | 230,3        | 11:54'37.401 |
| 16                      | 27.624        | 22.400        | 34.942        | 27.475        | 1'52.441        | 231,8        | 11:56'29.842 |
| Race Time 32'26.411     |               |               |               |               |                 |              |              |

| 21 E. ISCHER (1'51.223) |        |        |               |        |          |       |              |
|-------------------------|--------|--------|---------------|--------|----------|-------|--------------|
| Lap                     | Seg.1  | Seg.2  | Seg.3         | Seg.4  | Lap Time | km/h  | Local Time   |
| 1                       |        | 24.197 | 35.720        | 27.627 | 2'04.840 |       | 11:26'08.271 |
| 2                       | 27.907 | 23.239 | 34.811        | 27.418 | 1'53.375 | 236,8 | 11:28'01.646 |
| 3                       | 27.365 | 23.197 | 34.920        | 27.365 | 1'52.847 | 235,3 | 11:29'54.493 |
| 4                       | 27.176 | 22.421 | <b>34.418</b> | 27.398 | 1'51.413 | 232,8 | 11:31'45.906 |

|                     |               |               |        |               |                 |              |              |
|---------------------|---------------|---------------|--------|---------------|-----------------|--------------|--------------|
| 5                   | <b>27.172</b> | <b>22.184</b> | 34.424 | 27.443        | <b>1'51.223</b> | 231,8        | 11:33'37.129 |
| 6                   | 27.211        | 22.468        | 34.789 | 27.470        | 1'51.938        | 229,8        | 11:35'29.067 |
| 7                   | 27.346        | 22.692        | 35.029 | 27.509        | 1'52.576        | 231,3        | 11:37'21.643 |
| 8                   | 27.413        | 22.272        | 35.018 | <b>27.317</b> | 1'52.020        | 229,8        | 11:39'13.663 |
| 9                   | 27.632        | 22.633        | 35.046 | 27.413        | 1'52.724        | 233,8        | 11:41'06.387 |
| 10                  | 27.529        | 22.722        | 37.382 | 32.049        | 1'59.682        | <b>238,4</b> | 11:43'06.069 |
| 11                  | 34.642        | 33.631        | 57.556 | 42.592        | 2'48.421        | 201,1        | 11:45'54.490 |
| 12                  | 43.547        | 32.309        | 54.660 | 53.254        | 3'03.770        | 171,7        | 11:48'58.260 |
| 13                  | 29.124        | 23.507        | 36.321 | 27.649        | 1'56.601        | 208,1        | 11:50'54.861 |
| 14                  | 27.673        | 22.884        | 35.222 | 27.572        | 1'53.351        | 232,8        | 11:52'48.212 |
| 15                  | 27.859        | 22.708        | 35.019 | 27.506        | 1'53.092        | 235,8        | 11:54'41.304 |
| 16                  | 28.391        | 23.167        | 35.450 | 27.420        | 1'54.428        | 237,4        | 11:56'35.732 |
| Race Time 32'32.301 |               |               |        |               |                 |              |              |

| 22 E. FREY (1'51.155) |               |               |               |               |                 |              |              |
|-----------------------|---------------|---------------|---------------|---------------|-----------------|--------------|--------------|
| Lap                   | Seg.1         | Seg.2         | Seg.3         | Seg.4         | Lap Time        | km/h         | Local Time   |
| 1                     |               | 23.660        | 35.395        | 27.419        | 2'02.748        |              | 11:26'06.179 |
| 2                     | 27.554        | 22.350        | 34.303        | <b>27.365</b> | 1'51.572        | <b>235,8</b> | 11:27'57.751 |
| 3                     | <b>27.153</b> | 22.332        | <b>34.178</b> | 27.492        | <b>1'51.155</b> | 230,3        | 11:29'48.906 |
| 4                     | 27.262        | <b>21.993</b> | 34.237        | 27.728        | 1'51.220        | 231,8        | 11:31'40.126 |
| 5                     | 27.276        | 22.133        | 34.378        | 27.504        | 1'51.291        | 228,8        | 11:33'31.417 |
| 6                     | 28.020        | 23.376        | 34.762        | 27.425        | 1'53.583        | 228,3        | 11:35'25.000 |
| 7                     | 27.529        | 22.237        | 34.425        | 27.471        | 1'51.662        | 230,3        | 11:37'16.662 |
| 8                     | 27.507        | 22.116        | 34.662        | 27.808        | 1'52.093        | 228,3        | 11:39'08.755 |
| 9                     | 27.768        | 22.302        | 35.014        | 27.690        | 1'52.774        | 232,3        | 11:41'01.529 |
| 10                    | 27.981        | 22.947        | 36.925        | 30.657        | 1'58.510        | 229,3        | 11:43'00.039 |
| 11                    | 37.166        | 33.431        | 57.568        | 41.407        | 2'49.572        | 197,1        | 11:45'49.611 |
| 12                    | 44.920        | 32.700        | 54.891        | 55.043        | 3'07.554        | 173,4        | 11:48'57.165 |
| 13                    | 29.386        | 23.562        | 35.747        | 27.700        | 1'56.395        | 207,3        | 11:50'53.560 |
| 14                    | 28.041        | 22.784        | 35.065        | 27.560        | 1'53.450        | 233,3        | 11:52'47.010 |
| 15                    | 27.868        | 22.554        | 35.193        | 27.539        | 1'53.154        | 230,3        | 11:54'40.164 |
| 16                    | 27.823        |               |               |               |                 | 229,8        |              |
| Race Time 30'36.733   |               |               |               |               |                 |              |              |

| 23 R. FRANCO (1'51.424) |               |               |               |               |                 |              |              |
|-------------------------|---------------|---------------|---------------|---------------|-----------------|--------------|--------------|
| Lap                     | Seg.1         | Seg.2         | Seg.3         | Seg.4         | Lap Time        | km/h         | Local Time   |
| 1                       |               | 24.221        | 35.605        | 27.526        | 2'04.392        |              | 11:26'07.823 |
| 2                       | 27.658        | 22.791        | 34.765        | 27.434        | 1'52.648        | <b>235,3</b> | 11:28'00.471 |
| 3                       | 27.410        | 22.282        | <b>34.397</b> | <b>27.335</b> | <b>1'51.424</b> | 233,3        | 11:29'51.895 |
| 4                       | 27.434        | 22.303        | 34.478        | 27.466        | 1'51.681        | 233,3        | 11:31'43.576 |
| 5                       | <b>27.340</b> | <b>22.257</b> | 34.520        | 27.629        | 1'51.746        | 231,8        | 11:33'35.322 |
| 6                       | 27.564        | 22.387        | 34.702        | 27.563        | 1'52.216        | 232,8        | 11:35'27.538 |
| 7                       | 27.652        | 22.446        | 34.914        | 27.744        | 1'52.756        | 232,8        | 11:37'20.294 |
| 8                       | 27.841        | 22.532        | 34.857        | 27.540        | 1'52.770        | 228,8        | 11:39'13.064 |
| 9                       | 27.764        | 22.426        | 35.182        | 27.582        | 1'52.954        | 234,8        | 11:41'06.018 |
| 10                      |               |               |               |               |                 | 231,3        |              |
| Race Time 17'02.587     |               |               |               |               |                 |              |              |

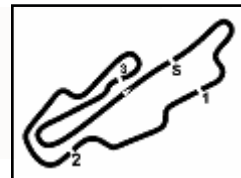
| 25 O. WURZ (1'52.801) |               |               |               |               |                 |              |              |
|-----------------------|---------------|---------------|---------------|---------------|-----------------|--------------|--------------|
| Lap                   | Seg.1         | Seg.2         | Seg.3         | Seg.4         | Lap Time        | km/h         | Local Time   |
| 1                     |               | 24.297        | 35.985        | 27.699        | 2'06.427        |              | 11:26'09.858 |
| 2                     | 27.403        | 22.874        | <b>35.117</b> | <b>27.407</b> | <b>1'52.801</b> | 230,3        | 11:28'02.659 |
| 3                     | <b>27.292</b> | <b>22.816</b> | 39.843        |               |                 | <b>235,3</b> |              |
| Race Time 3'59.228    |               |               |               |               |                 |              |              |

| 27 F. SLATER (1'49.857) |               |               |               |               |                 |       |              |
|-------------------------|---------------|---------------|---------------|---------------|-----------------|-------|--------------|
| Lap                     | Seg.1         | Seg.2         | Seg.3         | Seg.4         | Lap Time        | km/h  | Local Time   |
| 1                       |               | 22.235        | 33.778        | 27.338        | 1'57.182        |       | 11:26'00.613 |
| 2                       | 27.066        | 21.909        | 33.784        | 27.299        | 1'50.058        | 227,4 | 11:27'50.671 |
| 3                       | 27.096        | 21.815        | <b>33.677</b> | <b>27.269</b> | <b>1'49.857</b> | 226,4 | 11:29'40.528 |
| 4                       | 27.017        | <b>21.755</b> | 33.778        | 27.321        | 1'49.871        | 227,4 | 11:31'30.399 |
| 5                       | <b>26.981</b> | 21.793        | 33.781        | 27.315        | 1'49.870        | 225,9 | 11:33'20.269 |
| 6                       | 27.037        | 21.822        | 33.859        | 27.302        | 1'50.020        | 227,4 | 11:35'10.289 |
| 7                       | 27.031        | 21.867        | 33.884        | 27.321        | 1'50.103        | 226,9 | 11:37'00.392 |
| 8                       | 27.227        | 21.854        | 33.987        | 27.350        | 1'50.418        | 226,9 | 11:38'50.810 |
| 9                       | 27.161        | 21.880        | 34.117        | 27.342        | 1'50.500        | 227,4 | 11:40'41.310 |
| 10                      | 27.151        | 21.865        | 34.029        | 27.342        | 1'50.500        | 227,4 | 11:42'39.049 |

14/07/2024

P = Pits In/Out - C = Lap Time Cancelled





Aut.Int. Mugello 5.245 m

# ACI Racing Weekend Mugello, 13-14 Luglio 2024

## Italian F4 Championship - Chronological Analysis Race 3

Start at 11:24'03.431

**3 / 6**

|                     |        |        |        |        |          |              |              |
|---------------------|--------|--------|--------|--------|----------|--------------|--------------|
| 11                  | 47.652 | 36.163 | 56.064 | 40.708 | 3'00.587 | 130,9        | 11:45'39.636 |
| 12                  | 44.868 | 34.404 | 55.252 | 59.480 | 3'14.004 | 138,3        | 11:48'53.640 |
| 13                  | 28.982 | 22.233 | 34.122 | 27.338 | 1'52.675 | 201,1        | 11:50'46.315 |
| 14                  | 27.231 | 22.045 | 34.237 | 27.344 | 1'50.857 | <b>227,8</b> | 11:52'37.172 |
| 15                  | 27.237 | 22.035 | 34.238 | 27.380 | 1'50.890 | <b>227,8</b> | 11:54'28.062 |
| 16                  | 27.447 | 22.087 | 34.348 | 27.394 | 1'51.276 | 227,4        | 11:56'19.338 |
| Race Time 32'15.907 |        |        |        |        |          |              |              |

| 36 G. JONSSON (1'50.016) |               |               |               |               |                 |              |              |
|--------------------------|---------------|---------------|---------------|---------------|-----------------|--------------|--------------|
| Lap                      | Seg.1         | Seg.2         | Seg.3         | Seg.4         | Lap Time        | km/h         | Local Time   |
| 1                        |               | 22.917        | 34.071        | 27.338        | 1'59.055        |              | 11:26'02.486 |
| 2                        | 27.096        | 21.917        | 33.852        | <b>27.337</b> | 1'50.202        | 228,3        | 11:27'52.688 |
| 3                        | 27.106        | 21.834        | 33.932        | 27.423        | 1'50.295        | 228,3        | 11:29'42.983 |
| 4                        | <b>27.017</b> | <b>21.713</b> | <b>33.811</b> | 27.475        | <b>1'50.016</b> | 227,8        | 11:31'32.999 |
| 5                        | 27.073        | 21.812        | 33.903        | 27.530        | 1'50.318        | 226,4        | 11:33'23.317 |
| 6                        | 27.113        | 21.871        | 33.962        | 27.539        | 1'50.485        | 225,9        | 11:35'13.802 |
| 7                        | 27.378        | 21.941        | 33.936        | 27.516        | 1'50.771        | 225,5        | 11:37'04.573 |
| 8                        | 27.293        | 21.892        | 34.009        | 27.445        | 1'50.639        | 225,5        | 11:38'55.212 |
| 9                        | 27.200        | 21.970        | 33.987        | 27.463        | 1'50.620        | 225,5        | 11:40'45.832 |
| 10                       | 27.178        | 21.961        | 34.003        | 33.824        | 1'56.966        | 226,4        | 11:42'42.798 |
| 11                       | 45.708        | 35.713        | 56.055        | 40.932        | 2'58.408        | 145,9        | 11:45'41.206 |
| 12                       | 44.735        | 34.008        | 55.178        | 59.090        | 3'13.011        | 141,7        | 11:48'54.217 |
| 13                       | 28.988        | 22.414        | 34.605        | 27.566        | 1'53.573        | 204,5        | 11:50'47.790 |
| 14                       | 27.429        | 22.054        | 34.169        | 27.496        | 1'51.148        | 228,3        | 11:52'38.938 |
| 15                       | 27.369        | 21.964        | 34.263        | 27.521        | 1'51.117        | <b>228,8</b> | 11:54'30.055 |
| 16                       | 27.689        | 22.110        | 34.251        | 27.556        | 1'51.606        | 226,9        | 11:56'21.661 |
| Race Time 32'18.230      |               |               |               |               |                 |              |              |

| 29 N. BERREBY (1'54.924) |               |               |               |               |           |              |              |
|--------------------------|---------------|---------------|---------------|---------------|-----------|--------------|--------------|
| Lap                      | Seg.1         | Seg.2         | Seg.3         | Seg.4         | Lap Time  | km/h         | Local Time   |
| 1                        |               | 24.564        | 36.539        | 27.885        | 2'08.925  |              | 11:26'12.356 |
| 2                        | 28.306        | 23.346        | <b>36.061</b> | <b>27.722</b> | 1'55.435  | <b>235,8</b> | 11:28'07.791 |
| 3                        | 28.101        | <b>22.819</b> | 36.071        | 27.933        | 1'54.924  | 230,8        | 11:30'02.715 |
| 4                        | <b>28.085</b> | 23.178        | 36.274        | 28.011        | 1'55.548  | 229,3        | 11:31'58.263 |
| 5                        | 28.613        | 23.318        | 36.451        | 28.665        | 1'57.047  | 226,9        | 11:33'55.310 |
| 6                        | 29.245        | 23.510        | 36.539        | 28.226        | 1'57.520  | 225,0        | 11:35'52.830 |
| 7                        | 29.239        | 23.467        | 37.880        | 28.333        | 1'58.919  | 225,9        | 11:37'51.749 |
| 8                        | 29.449        | 24.700        | 38.345        | 1'49.095      | 3'21.589P | 225,0        | 11:41'13.338 |
| 9                        | 38.257        | 23.916        | 37.646        | 34.063        | 2'13.882P | 145,6        | 11:43'27.220 |
| 10                       | 32.644        | 24.522        | 56.950        | 44.629        | 2'38.745  | 175,0        | 11:46'05.965 |
| 11                       | 41.701        | 31.094        | 53.987        | 48.598        | 2'55.380  | 128,3        | 11:49'01.345 |
| 12                       | 29.932        | 23.959        | 37.552        | 28.477        | 1'59.920  | 208,9        | 11:51'01.265 |
| 13                       | 28.860        | 23.518        | 37.457        | 28.077        | 1'57.912  | 227,4        | 11:52'59.177 |
| 14                       | 28.887        | 23.990        | 37.965        | 28.465        | 1'59.307  | 225,9        | 11:54'58.484 |
| 15                       | 29.889        | 25.512        | 39.333        | 28.833        | 2'03.567  | 228,8        | 11:57'02.051 |
| Race Time 32'58.620      |               |               |               |               |           |              |              |

| 37 F. FIORENTINO (1'54.419) |               |               |               |               |                 |              |              |
|-----------------------------|---------------|---------------|---------------|---------------|-----------------|--------------|--------------|
| Lap                         | Seg.1         | Seg.2         | Seg.3         | Seg.4         | Lap Time        | km/h         | Local Time   |
| 1                           |               | 24.694        | 36.457        | <b>27.955</b> | 2'08.789        |              | 11:26'12.220 |
| 2                           | 27.896        | 23.265        | <b>35.312</b> | 27.986        | 1'54.459        | 231,8        | 11:28'06.679 |
| 3                           | <b>27.870</b> | 22.868        | 35.801        | 27.964        | 1'54.503        | <b>235,3</b> | 11:30'01.182 |
| 4                           | 27.944        | 22.855        | 35.576        | 28.175        | 1'54.550        | 226,4        | 11:31'55.732 |
| 5                           | 28.044        | <b>22.819</b> | 35.407        | 28.149        | <b>1'54.419</b> | 224,5        | 11:33'50.151 |
| 6                           | 28.396        | 23.514        | 35.485        | 28.170        | 1'55.565        | 225,5        | 11:35'45.716 |
| 7                           | 28.082        | 22.856        | 35.800        | 28.153        | 1'54.891        | 223,1        | 11:37'40.607 |
| 8                           | 28.465        | 23.095        | 38.258        | 28.334        | 1'58.152        | 223,6        | 11:39'38.759 |
| 9                           | 28.378        | 23.147        | 36.513        | 28.310        | 1'56.348        | 223,1        | 11:41'35.107 |
| 10                          | 28.441        | 23.121        | 36.804        | 29.544        | 1'57.910        | 223,6        | 11:43'33.017 |
| 11                          | 28.781        | 26.065        | 54.155        | 45.284        | 2'34.285        | 223,1        | 11:46'07.302 |
| 12                          | 41.294        | 31.149        | 53.464        | 48.309        | 2'54.216        | 120,4        | 11:49'01.518 |
| 13                          | 29.834        | 24.107        | 36.760        | 29.064        | 1'59.765        | 208,9        | 11:51'01.283 |
| 14                          | 28.946        | 24.018        | 37.147        | 28.183        | 1'58.294        | 224,5        | 11:52'59.577 |
| 15                          | 28.582        | 24.215        | 36.839        | 28.489        | 1'58.125        | 227,8        | 11:54'57.702 |
| 16                          | 28.567        | 23.532        | 36.727        | 28.354        | 1'57.180        | 223,6        | 11:56'54.882 |
| Race Time 32'51.451         |               |               |               |               |                 |              |              |

| 31 A. BOHRA (1'50.412) |               |               |               |               |                 |              |              |
|------------------------|---------------|---------------|---------------|---------------|-----------------|--------------|--------------|
| Lap                    | Seg.1         | Seg.2         | Seg.3         | Seg.4         | Lap Time        | km/h         | Local Time   |
| 1                      |               | 23.458        | 34.639        | 27.220        | 2'00.606        |              | 11:26'04.037 |
| 2                      | 27.482        | 22.518        | 34.371        | <b>27.211</b> | 1'51.582        | 233,8        | 11:27'55.619 |
| 3                      | 27.356        | 22.027        | 34.223        | 27.219        | 1'50.825        | <b>234,8</b> | 11:29'46.444 |
| 4                      | 27.390        | 21.983        | 34.259        | 27.248        | 1'50.880        | 231,3        | 11:31'37.324 |
| 5                      | 27.434        | 22.082        | 34.543        | 27.304        | 1'51.363        | 233,3        | 11:33'28.687 |
| 6                      | 27.586        | 22.108        | 34.221        | 27.325        | 1'51.240        | 232,8        | 11:35'19.927 |
| 7                      | 27.505        | 22.133        | 34.450        | 27.256        | 1'51.344        | 231,8        | 11:37'11.271 |
| 8                      | 27.434        | 22.315        | 34.375        | 27.271        | 1'51.395        | 231,8        | 11:39'02.666 |
| 9                      | 27.201        | <b>21.890</b> | <b>34.037</b> | 27.284        | <b>1'50.412</b> | 230,8        | 11:40'53.078 |
| 10                     | <b>27.127</b> | 21.895        | 34.844        | 30.012        | 1'53.878        | 228,8        | 11:42'46.956 |
| 11                     | 43.501        | 35.342        | 56.189        | 41.121        | 2'56.153        | 173,9        | 11:45'43.109 |
| 12                     | 44.878        | 33.909        | 55.087        | 57.914        | 3'11.788        | 132,7        | 11:48'54.897 |
| 13                     | 29.457        | 22.680        | 34.391        | 27.257        | 1'53.785        | 206,9        | 11:50'48.682 |
| 14                     | 27.409        | 22.477        | 34.446        | 27.274        | 1'51.606        | <b>234,8</b> | 11:52'40.288 |
| 15                     | 27.839        | 22.370        | 34.237        | 27.475        | 1'51.921        | 234,3        | 11:54'32.209 |
| 16                     | 27.514        | 22.552        | 34.478        | 27.317        | 1'51.861        | 234,3        | 11:56'24.070 |
| Race Time 32'20.639    |               |               |               |               |                 |              |              |

| 45 J. BEETON (1'49.716) |               |               |               |               |                 |              |              |
|-------------------------|---------------|---------------|---------------|---------------|-----------------|--------------|--------------|
| Lap                     | Seg.1         | Seg.2         | Seg.3         | Seg.4         | Lap Time        | km/h         | Local Time   |
| 1                       |               | 22.566        | <b>33.853</b> | 27.190        | 1'58.316        |              | 11:26'01.747 |
| 2                       | 26.941        | 21.791        | 33.967        | 27.176        | 1'49.875        | 228,8        | 11:27'51.622 |
| 3                       | 26.890        | 21.747        | 33.915        | <b>27.164</b> | <b>1'49.716</b> | 229,8        | 11:29'41.338 |
| 4                       | 26.836        | 21.780        | 33.933        | 27.253        | 1'49.802        | 229,8        | 11:31'31.140 |
| 5                       | <b>26.818</b> | 21.786        | 33.952        | 27.268        | 1'49.824        | 230,3        | 11:33'20.964 |
| 6                       | 27.014        | <b>21.736</b> | 34.025        | 27.227        | 1'50.002        | 229,3        | 11:35'10.966 |
| 7                       | 27.006        | 21.746        | 33.956        | 27.239        | 1'49.947        | 228,8        | 11:37'00.913 |
| 8                       | 27.162        | 21.820        | 34.158        | 27.233        | 1'50.373        | 229,8        | 11:38'51.286 |
| 9                       | 27.231        | 22.051        | 34.387        | 27.354        | 1'51.023        | 230,3        | 11:40'42.309 |
| 10                      | 27.121        | 21.910        | 34.097        | 34.884        | 1'58.012        | 228,8        | 11:42'40.321 |
| 11                      | 47.161        | 35.884        | 56.192        | 40.838        | 3'00.075        | 128,6        | 11:45'40.396 |
| 12                      | 44.905        | 34.124        | 55.141        | 59.339        | 3'13.509        | 145,9        | 11:48'53.905 |
| 13                      | 29.104        | 22.229        | 34.233        | 27.237        | 1'52.803        | 204,5        | 11:50'46.708 |
| 14                      | 27.341        | 22.063        | 34.392        | 27.342        | 1'51.138        | <b>231,8</b> | 11:52'37.846 |
| 15                      | 27.184        | 21.957        | 34.255        | 27.270        | 1'50.666        | 231,3        | 11:54'28.512 |
| 16                      | 27.359        | 22.207        | 34.506        | 27.301        | 1'51.373        | 230,8        | 11:56'19.885 |
| Race Time 32'16.454     |               |               |               |               |                 |              |              |

| 33 T. STOLCERMANIS (1'50.854) |               |               |               |               |                 |              |              |
|-------------------------------|---------------|---------------|---------------|---------------|-----------------|--------------|--------------|
| Lap                           | Seg.1         | Seg.2         | Seg.3         | Seg.4         | Lap Time        | km/h         | Local Time   |
| 1                             |               | 23.411        | 35.107        | 27.411        | 2'01.711        |              | 11:26'05.142 |
| 2                             | 27.281        | 22.401        | 34.360        | 27.436        | 1'51.478        | 231,3        | 11:27'56.620 |
| 3                             | 27.217        | 22.125        | <b>34.113</b> | <b>27.399</b> | <b>1'50.854</b> | 232,3        | 11:29'47.474 |
| 4                             | 27.136        | 22.102        | 34.307        | 27.515        | 1'51.060        | 233,3        | 11:31'38.534 |
| 5                             | <b>27.134</b> | <b>22.083</b> | 34.425        | 27.459        | 1'51.101        | 231,8        | 11:33'29.635 |
| 6                             | 27.384        | 22.390        | 34.343        | 27.591        | 1'51.708        | 232,3        | 11:35'21.343 |
| 7                             | 27.220        | 22.136        | 34.318        | 27.508        | 1'51.182        | 231,8        | 11:37'12.525 |
| 8                             | 27.489        | 22.188        | 34.457        | 27.480        | 1'51.614        | <b>234,3</b> | 11:39'04.139 |
| 9                             | 27.323        | 22.173        | 34.394        | 27.474        | 1'51.364        | 233,8        | 11:40'55.503 |
| 10                            | 27.338        | 22.085        | 34.865        | 29.326        | 1'53.614        | 231,8        | 11:42'49.117 |
| 11                            | 43.155        | 35.105        | 56.681        | 41.042        | 2'55.983        | 165,6        | 11:45'45.100 |
| 12                            | 45.135        | 33.532        | 54.757        | 57.150        | 3'10.574        | 129,8        | 11:48'55.674 |
| 13                            | 29.308        | 23.006        | 35.070        | 27.507        | 1'54.891        | 204,9        | 11:50'50.565 |
| 14                            | 27.480        | 22.359        | 34.565        | 27.564        | 1'51.968        | 232,3        | 11:52'42.533 |
| 15                            | 27.511        | 22.453        | 34.643        | 27.557        | 1'52.164        | 233,8        | 11:54'34.697 |
| 16                            | 27.487        | 22.467        | 34.770        | 27.453        | 1'52.177        | 229,8        | 11:56'26.874 |
| Race Time 32'23.443           |               |               |               |               |                 |              |              |

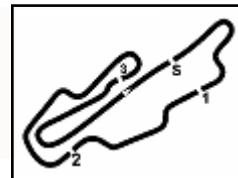
| 50 D. GOWDA (1'50.899) |               |               |               |               |                 |       |              |
|------------------------|---------------|---------------|---------------|---------------|-----------------|-------|--------------|
| Lap                    | Seg.1         | Seg.2         | Seg.3         | Seg.4         | Lap Time        | km/h  | Local Time   |
| 1                      |               | 23.772        | 35.470        | 27.448        | 2'02.316        |       | 11:26'05.747 |
| 2                      | 27.175        | 22.286        | 34.308        | 27.432        | 1'51.201        | 231,3 | 11:27'56.948 |
| 3                      | 27.369        | 22.238        | <b>34.099</b> | <b>27.305</b> | 1'51.011        | 231,8 | 11:29'47.959 |
| 4                      | <b>27.077</b> | <b>22.157</b> | 34.310        | 27.355        | <b>1'50.899</b> | 229,3 | 11:31'38.858 |

14/07/2024

P = Pits In/Out - C = Lap Time Cancelled

Powered by FICr PERUGIA TIMING





# ACI Racing Weekend Mugello, 13-14 Luglio 2024

## Italian F4 Championship - Chronological Analysis Race 3

Aut.Int. Mugello 5.245 m

Start at 11:24'03.431

**4 / 6**

|    |        |        |        |        |          |              |              |    |        |        |        |        |          |              |                     |
|----|--------|--------|--------|--------|----------|--------------|--------------|----|--------|--------|--------|--------|----------|--------------|---------------------|
| 5  | 27.249 | 22.612 | 34.314 | 27.489 | 1'51.664 | 232,8        | 11:33'30.522 | 11 | 30.352 | 26.498 | 57.482 | 44.546 | 2'38.878 | 210,9        | 11:46'02.246        |
| 6  | 27.296 | 22.184 | 34.380 | 27.370 | 1'51.230 | 228,8        | 11:35'21.752 | 12 | 42.319 | 30.320 | 54.403 | 51.226 | 2'58.268 | 158,6        | 11:49'00.514        |
| 7  | 27.198 | 22.185 | 34.397 | 27.585 | 1'51.365 | 230,8        | 11:37'13.117 | 13 | 29.129 | 23.506 | 36.335 | 27.759 | 1'56.729 | 207,3        | 11:50'57.243        |
| 8  | 27.409 | 22.230 | 34.438 | 27.456 | 1'51.533 | 229,3        | 11:39'04.650 | 14 | 27.776 | 23.391 | 35.614 | 27.823 | 1'54.604 | <b>231,3</b> | 11:52'51.847        |
| 9  | 27.318 | 22.201 | 34.479 | 27.392 | 1'51.390 | <b>234,3</b> | 11:40'56.040 | 15 | 29.226 | 23.425 | 35.601 | 27.777 | 1'56.029 | 226,4        | 11:54'47.876        |
| 10 | 27.221 | 22.169 | 35.350 | 31.184 | 1'55.924 | 233,3        | 11:42'51.964 | 16 | 27.968 | 23.190 | 36.228 | 27.723 | 1'55.109 | 229,3        | 11:56'42.985        |
| 11 | 41.057 | 34.804 | 56.661 | 41.103 | 2'53.625 | 210,1        | 11:45'45.589 |    |        |        |        |        |          |              | Race Time 32'39.554 |

**54 G. HOLGUIN (1'51.900)**

| Lap | Seg.1         | Seg.2         | Seg.3         | Seg.4         | Lap Time        | km/h         | Local Time          |
|-----|---------------|---------------|---------------|---------------|-----------------|--------------|---------------------|
| 1   |               | 24.269        | 36.564        | 27.793        | 2'08.414        |              | 11:26'11.845        |
| 2   | 28.026        | 23.018        | 35.094        | 27.861        | 1'53.999        | 230,8        | 11:28'05.844        |
| 3   | 27.910        | 22.819        | 35.278        | <b>27.487</b> | 1'53.494        | 229,3        | 11:29'59.338        |
| 4   | 27.718        | 23.317        | 34.816        | 28.117        | 1'53.968        | 233,3        | 11:31'53.306        |
| 5   | 27.834        | 22.870        | 34.624        | 27.554        | 1'52.882        | 230,8        | 11:33'46.188        |
| 6   | <b>27.397</b> | <b>22.351</b> | <b>34.576</b> | 27.576        | <b>1'51.900</b> | 225,9        | 11:35'38.088        |
| 7   | 27.499        | 22.427        | 34.801        | 27.504        | 1'52.231        | 227,4        | 11:37'30.319        |
| 8   | 27.626        | 22.459        | 34.784        | 27.518        | 1'52.387        | 228,3        | 11:39'22.706        |
| 9   | 27.564        | 22.875        | 35.005        | 27.684        | 1'53.128        | 229,8        | 11:41'15.834        |
| 10  | 27.969        | 22.521        | 40.912        | 35.596        | 2'06.998        | 225,5        | 11:43'22.832        |
| 11  | 30.337        | 26.571        | 57.539        | 44.242        | 2'38.689        | 203,0        | 11:46'01.521        |
| 12  | 42.453        | 30.554        | 54.130        | 51.388        | 2'58.525        | 170,9        | 11:49'00.046        |
| 13  | 29.379        | 23.345        | 36.048        | 27.780        | 1'56.552        | 206,1        | 11:50'56.598        |
| 14  | 27.986        | 23.446        | 36.053        | 28.016        | 1'55.501        | 233,3        | 11:52'52.099        |
| 15  | 28.385        | 23.173        | 35.579        | 27.545        | 1'54.682        | <b>236,3</b> | 11:54'46.781        |
| 16  | 28.192        | 22.884        | 35.112        | 27.504        | 1'53.692        | 224,5        | 11:56'40.473        |
|     |               |               |               |               |                 |              | Race Time 32'37.042 |

**55 A. RODELLA (1'50.915)**

| Lap | Seg.1         | Seg.2         | Seg.3         | Seg.4         | Lap Time        | km/h         | Local Time          |
|-----|---------------|---------------|---------------|---------------|-----------------|--------------|---------------------|
| 1   |               | 23.915        | 35.634        | 27.508        | 2'04.968        |              | 11:26'08.399        |
| 2   | 27.611        | 22.722        | 34.914        | 27.375        | 1'52.622        | <b>236,3</b> | 11:28'01.021        |
| 3   | 27.280        | 23.322        | <b>34.174</b> | 27.351        | 1'52.127        | 233,3        | 11:29'53.148        |
| 4   | <b>27.205</b> | <b>21.834</b> | 34.431        | 27.445        | <b>1'50.915</b> | 228,3        | 11:31'44.063        |
| 5   | 27.320        | 22.066        | 34.548        | 27.459        | 1'51.393        | 229,8        | 11:33'35.456        |
| 6   | 27.761        | 22.342        | 34.687        | 27.493        | 1'52.283        | 232,8        | 11:35'27.739        |
| 7   | 28.124        | 22.958        | 34.549        | 27.440        | 1'53.071        | 232,8        | 11:37'20.810        |
| 8   | 27.655        | 22.512        | 34.859        | <b>27.325</b> | 1'52.351        | 228,8        | 11:39'13.161        |
| 9   | 27.871        | 22.475        | 35.139        | 27.545        | 1'53.030        | 231,8        | 11:41'06.191        |
| 10  |               |               |               |               |                 |              | 234,3               |
|     |               |               |               |               |                 |              | Race Time 17'02.760 |

**62 E. ROBINSON (1'53.020)**

| Lap | Seg.1         | Seg.2         | Seg.3         | Seg.4         | Lap Time        | km/h         | Local Time          |
|-----|---------------|---------------|---------------|---------------|-----------------|--------------|---------------------|
| 1   |               | 24.375        | 36.947        | 27.975        | 2'08.328        |              | 11:26'11.759        |
| 2   | 27.916        | 22.739        | 35.302        | 28.049        | 1'54.006        | 230,8        | 11:28'05.765        |
| 3   | <b>27.707</b> | 22.745        | 35.196        | <b>27.773</b> | 1'53.421        | 228,8        | 11:29'59.186        |
| 4   | 27.927        | 22.822        | 34.919        | 28.281        | 1'53.949        | 229,3        | 11:31'53.135        |
| 5   | 28.138        | 23.036        | <b>34.729</b> | 27.980        | 1'53.883        | 226,4        | 11:33'47.018        |
| 6   | 27.710        | <b>22.409</b> | 34.934        | 27.967        | <b>1'53.020</b> | 225,5        | 11:35'40.038        |
| 7   | 28.142        | 22.659        | 35.058        | 28.156        | 1'54.015        | 224,5        | 11:37'34.053        |
| 8   | 28.174        | 22.701        | 35.143        | 28.045        | 1'54.063        | 225,0        | 11:39'28.116        |
| 9   | 27.780        | 22.599        | 35.047        | 28.127        | 1'53.553        | 224,1        | 11:41'21.669        |
| 10  | 28.037        | 23.052        | 37.395        | 36.418        | 2'04.902        | 225,9        | 11:43'26.571        |
| 11  | 32.692        | 24.543        | 56.776        | 44.736        | 2'38.747        | 180,3        | 11:46'05.318        |
| 12  | 41.664        | 31.261        | 53.875        | 48.843        | 2'55.643        | 132,8        | 11:49'00.961        |
| 13  | 29.272        | 23.306        | 36.256        | 28.282        | 1'57.116        | 208,5        | 11:50'58.077        |
| 14  | 28.330        | 23.081        | 35.725        | 28.123        | 1'55.259        | <b>233,8</b> | 11:52'53.336        |
| 15  | 28.301        | 23.250        | 35.856        | 28.378        | 1'55.785        | 227,4        | 11:54'49.121        |
| 16  | 28.199        | 23.102        | 35.931        | 29.070        | 1'56.302        | 227,4        | 11:56'45.423        |
|     |               |               |               |               |                 |              | Race Time 32'41.992 |

**64 W. DOBRZANSKI (1'52.480)**

| Lap | Seg.1  | Seg.2  | Seg.3  | Seg.4         | Lap Time | km/h         | Local Time   |
|-----|--------|--------|--------|---------------|----------|--------------|--------------|
| 1   |        | 24.180 | 36.496 | 27.585        | 2'07.260 |              | 11:26'10.691 |
| 2   | 27.881 | 23.087 | 35.843 | <b>27.541</b> | 1'54.352 | <b>236,8</b> | 11:28'05.043 |
| 3   | 27.918 | 22.962 | 35.199 | 27.552        | 1'53.631 | 234,3        | 11:29'58.674 |

**51 K. NAKAMURA-BERTA (1'50.261)**

| Lap | Seg.1         | Seg.2         | Seg.3         | Seg.4         | Lap Time        | km/h         | Local Time          |
|-----|---------------|---------------|---------------|---------------|-----------------|--------------|---------------------|
| 1   |               | 23.273        | 34.243        | 27.456        | 1'59.994        |              | 11:26'03.425        |
| 2   | 27.268        | 22.050        | 33.982        | 27.407        | 1'50.707        | 231,3        | 11:27'54.132        |
| 3   | 27.193        | 21.914        | <b>33.847</b> | 27.375        | 1'50.329        | 229,8        | 11:29'44.461        |
| 4   | <b>26.976</b> | 21.948        | 33.937        | 27.400        | <b>1'50.261</b> | 230,8        | 11:31'34.722        |
| 5   | 27.071        | 21.880        | 33.973        | 27.409        | 1'50.333        | 229,3        | 11:33'25.055        |
| 6   | 27.150        | <b>21.850</b> | 34.104        | 27.406        | 1'50.510        | 228,8        | 11:35'15.565        |
| 7   | 27.150        | 22.111        | 34.067        | 27.461        | 1'50.789        | 231,3        | 11:37'06.354        |
| 8   | 27.163        | 22.008        | 34.233        | 27.408        | 1'50.812        | 229,3        | 11:38'57.166        |
| 9   | 27.271        | 22.008        | 34.308        | <b>27.371</b> | 1'50.958        | 228,8        | 11:40'48.124        |
| 10  | 27.136        | 21.975        | 34.119        | 32.831        | 1'56.061        | 229,3        | 11:42'44.185        |
| 11  | 45.444        | 35.457        | 56.279        | 40.950        | 2'58.130        | 153,2        | 11:45'42.315        |
| 12  | 44.770        | 34.054        | 55.016        | 58.518        | 3'12.358        | 139,9        | 11:48'54.673        |
| 13  | 29.363        | 22.366        | 34.473        | 27.447        | 1'53.649        | 205,7        | 11:50'48.322        |
| 14  | 27.570        | 22.330        | 34.322        | 27.552        | 1'51.774        | <b>231,8</b> | 11:52'40.096        |
| 15  | 27.851        | 22.139        | 34.334        | 27.553        | 1'51.877        | 230,3        | 11:54'31.973        |
| 16  | 27.590        | 22.441        | 34.333        | 27.509        | 1'51.873        | 228,8        | 11:56'23.846        |
|     |               |               |               |               |                 |              | Race Time 32'20.415 |

**52 O. SAVINKOV (1'50.974)**

| Lap | Seg.1         | Seg.2         | Seg.3         | Seg.4         | Lap Time        | km/h         | Local Time          |
|-----|---------------|---------------|---------------|---------------|-----------------|--------------|---------------------|
| 1   |               | 24.355        | 36.472        | 27.617        | 2'07.863        |              | 11:26'11.294        |
| 2   | 27.677        | 23.025        | 35.138        | 27.640        | 1'53.480        | 229,8        | 11:28'04.774        |
| 3   | 27.945        | 22.248        | 34.568        | 27.522        | 1'52.283        | <b>234,3</b> | 11:29'57.057        |
| 4   | 27.202        | 22.430        | <b>34.095</b> | <b>27.492</b> | 1'51.219        | 230,3        | 11:31'48.276        |
| 5   | <b>27.097</b> | <b>21.975</b> | 34.361        | 27.541        | <b>1'50.974</b> | 228,8        | 11:33'39.250        |
| 6   | 27.260        | 22.025        | 34.561        | 27.551        | 1'51.397        | 228,8        | 11:35'30.647        |
| 7   | 27.341        | 22.330        | 34.978        | 27.623        | 1'52.272        | 229,8        | 11:37'22.919        |
| 8   | 27.663        | 22.765        | 34.703        | 27.552        | 1'52.683        | 232,8        | 11:39'15.602        |
| 9   | 27.879        | 22.167        | 34.661        | 27.599        | 1'52.306        | 228,8        | 11:41'07.908        |
| 10  | 27.734        | 22.463        | 38.760        | 32.651        | 2'01.608        | 231,8        | 11:43'09.516        |
| 11  | 33.626        | 34.140        | 57.550        | 42.603        | 2'47.919        | 190,8        | 11:45'57.435        |
| 12  | 43.480        | 31.703        | 54.578        | 51.915        | 3'01.676        | 181,2        | 11:48'59.111        |
| 13  | 29.108        | 23.457        | 36.219        | 28.400        | 1'56.824        | 209,3        | 11:50'55.935        |
| 14  | 27.802        | 23.019        | 35.247        | 27.719        | 1'53.787        | 233,8        | 11:52'49.722        |
| 15  | 27.826        | 22.709        | 35.153        | 27.632        | 1'53.320        | 231,3        | 11:54'43.042        |
| 16  | 28.072        | 23.427        | 35.924        | 27.942        | 1'55.365        | 231,8        | 11:56'38.407        |
|     |               |               |               |               |                 |              | Race Time 32'34.976 |

**53 O. ALDEREYAANE (1'52.042)**

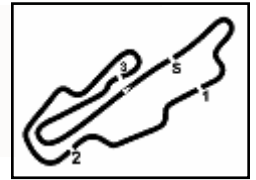
| Lap | Seg.1         | Seg.2         | Seg.3         | Seg.4         | Lap Time        | km/h         | Local Time   |
|-----|---------------|---------------|---------------|---------------|-----------------|--------------|--------------|
| 1   |               | 24.338        | 36.485        | 27.697        | 2'07.784        |              | 11:26'11.215 |
| 2   |               |               | 35.241        | 27.637        | 1'55.303        | 228,8        | 11:28'06.518 |
| 3   | 27.592        | 22.789        | 35.308        | <b>27.569</b> | 1'53.258        | 229,8        | 11:29'59.776 |
| 4   | 27.516        | 23.332        | 35.106        | 28.116        | 1'54.070        | 230,8        | 11:31'53.846 |
| 5   | 27.685        | 23.007        | 34.887        | 27.666        | 1'53.245        | <b>231,3</b> | 11:33'47.091 |
| 6   | 28.017        | 22.560        | 34.733        | 27.688        | 1'52.998        | 226,9        | 11:35'40.089 |
| 7   | 27.613        | 22.490        | <b>34.340</b> | 27.691        | 1'52.134        | 227,4        | 11:37'32.223 |
| 8   | 27.424        | 22.400        | 34.626        | 27.592        | <b>1'52.042</b> | 225,9        | 11:39'24.265 |
| 9   | <b>27.414</b> | <b>22.299</b> | 34.835        | 27.661        | 1'52.209        | 226,4        | 11:41'16.474 |
| 10  | 27.823        | 22.917        | 40.549        | 35.605        | 2'06.894        | 230,3        | 11:43'23.368 |

14/07/2024

P = Pits In/Out - C = Lap Time Cancelled







# ACI Racing Weekend Mugello, 13-14 Luglio 2024

## Italian F4 Championship - Chronological Analysis Race 3

Aut.Int. Mugello 5.245 m

Start at 11:24'03.431

**5 / 6**

|                     |               |               |               |        |                 |       |              |    |        |        |        |        |          |              |              |
|---------------------|---------------|---------------|---------------|--------|-----------------|-------|--------------|----|--------|--------|--------|--------|----------|--------------|--------------|
| 4                   | 28.038        | 22.741        | <b>34.448</b> | 27.670 | 1'52.897        | 231,3 | 11:31'51.571 | 10 | 27.430 | 22.044 | 35.490 | 31.521 | 1'56.485 | 228,8        | 11:42'52.867 |
| 5                   | 27.518        | 22.542        | 34.723        | 27.697 | <b>1'52.480</b> | 227,8 | 11:33'44.051 | 11 | 41.106 | 34.463 | 56.756 | 41.398 | 2'53.723 | 201,1        | 11:45'46.590 |
| 6                   | <b>27.500</b> | <b>22.486</b> | 34.780        | 27.841 | 1'52.607        | 226,9 | 11:35'36.658 | 12 | 44.654 | 33.382 | 54.951 | 56.461 | 3'09.448 | 155,2        | 11:48'56.038 |
| 7                   | 27.554        | 22.689        | 34.710        | 27.969 | 1'52.922        | 226,9 | 11:37'29.580 | 13 | 29.566 | 23.582 | 35.021 | 27.511 | 1'55.680 | 209,7        | 11:50'51.718 |
| 8                   | 27.587        | 22.573        | 34.682        | 27.702 | 1'52.544        | 226,4 | 11:39'22.124 | 14 | 27.360 | 22.434 | 34.997 | 27.389 | 1'52.180 | 232,3        | 11:52'43.898 |
| 9                   | 27.764        | 22.667        | 34.950        | 28.306 | 1'53.687        | 227,4 | 11:41'15.811 | 15 | 27.665 | 22.504 | 34.610 | 27.368 | 1'52.147 | 230,8        | 11:54'36.045 |
| 10                  | 28.414        | 23.407        | 40.865        | 36.112 | 2'08.798        | 229,3 | 11:43'24.609 | 16 | 27.714 | 22.479 | 35.053 | 27.502 | 1'52.748 | <b>233,3</b> | 11:56'28.793 |
| Race Time 32'25.362 |               |               |               |        |                 |       |              |    |        |        |        |        |          |              |              |

**77 E. YEH (1'51.305)**

| Lap                 | Seg.1         | Seg.2         | Seg.3         | Seg.4         | Lap Time        | km/h         | Local Time   |
|---------------------|---------------|---------------|---------------|---------------|-----------------|--------------|--------------|
| 1                   |               | 24.220        | 35.824        | 27.695        | 2'05.803        |              | 11:26'09.234 |
| 2                   | 27.445        | 23.337        | 34.820        | 27.507        | 1'53.109        | <b>234,3</b> | 11:28'02.343 |
| 3                   | 27.200        | 23.099        | 35.407        | 27.463        | 1'53.169        | 233,3        | 11:29'55.512 |
| 4                   | 27.289        | 22.220        | <b>34.291</b> | 27.505        | <b>1'51.305</b> | 232,3        | 11:31'46.817 |
| 5                   | <b>27.057</b> | 22.138        | 34.526        | 27.590        | 1'51.311        | 231,3        | 11:33'38.128 |
| 6                   | 27.325        | <b>22.111</b> | 34.784        | <b>27.436</b> | 1'51.656        | 232,8        | 11:35'29.784 |
| 7                   | 27.334        | 22.512        | 35.230        | 27.797        | 1'52.873        | 232,8        | 11:37'22.657 |
| 8                   | 27.770        | 22.332        | 34.750        | 27.505        | 1'52.357        | 231,8        | 11:39'15.014 |
| 9                   | 27.450        | 22.428        | 35.073        | 27.591        | 1'52.542        | 230,3        | 11:41'07.556 |
| 10                  | 27.762        | 22.455        | 38.214        | 31.592        | 2'00.023        | 231,3        | 11:43'07.579 |
| 11                  | 34.586        | 33.980        | 57.705        | 42.546        | 2'48.817        | 202,6        | 11:45'56.396 |
| 12                  | 43.334        | 32.437        | 54.198        | 52.525        | 3'02.494        | 190,8        | 11:48'58.890 |
| 13                  | 29.079        | 23.461        | 36.041        | 27.704        | 1'56.285        | 209,7        | 11:50'55.175 |
| 14                  | 27.593        | 22.874        | 35.412        | 27.550        | 1'53.429        | 233,3        | 11:52'48.604 |
| 15                  | 27.653        | 22.786        | 35.031        | 27.617        | 1'53.087        | 230,3        | 11:54'41.691 |
| 16                  | 28.221        | 23.277        | 35.389        | 27.768        | 1'54.655        | 231,3        | 11:56'36.346 |
| Race Time 32'32.915 |               |               |               |               |                 |              |              |

**80 A. POWELL (1'50.781)**

| Lap                 | Seg.1         | Seg.2         | Seg.3         | Seg.4         | Lap Time        | km/h         | Local Time   |
|---------------------|---------------|---------------|---------------|---------------|-----------------|--------------|--------------|
| 1                   |               | 23.587        | 34.700        | 27.482        | 2'01.242        |              | 11:26'04.673 |
| 2                   | 27.249        | 22.535        | 34.272        | 27.473        | 1'51.529        | 230,8        | 11:27'56.202 |
| 3                   | 27.157        | <b>22.151</b> | <b>34.045</b> | <b>27.428</b> | <b>1'50.781</b> | 232,3        | 11:29'46.983 |
| 4                   | 27.233        | <b>22.151</b> | 34.126        | 27.506        | 1'51.016        | 231,3        | 11:31'37.999 |
| 5                   | <b>27.155</b> | 22.234        | 34.317        | 27.549        | 1'51.255        | 232,8        | 11:33'29.254 |
| 6                   | 27.420        | 22.302        | 34.186        | 27.596        | 1'51.504        | 230,3        | 11:35'20.758 |
| 7                   | 27.252        | 22.162        | 34.269        | 27.735        | 1'51.418        | 228,8        | 11:37'12.176 |
| 8                   | 27.443        | 22.239        | 34.198        | 27.582        | 1'51.462        | 229,8        | 11:39'03.638 |
| 9                   | 27.328        | 22.170        | 34.261        | 27.533        | 1'51.292        | 229,3        | 11:40'54.930 |
| 10                  | 27.371        | 22.188        | 34.522        | 29.187        | 1'53.268        | 231,8        | 11:42'48.198 |
| 11                  | 43.467        | 34.993        | 56.494        | 41.155        | 2'56.109        | 169,3        | 11:45'44.307 |
| 12                  | 45.366        | 33.401        | 55.013        | 57.341        | 3'11.121        | 125,4        | 11:48'55.428 |
| 13                  | 29.200        | 23.166        | 34.640        | 27.525        | 1'54.531        | 206,1        | 11:50'49.959 |
| 14                  | 27.528        | 22.490        | 34.549        | 27.619        | 1'52.186        | <b>233,8</b> | 11:52'42.145 |
| 15                  | 27.394        | 22.284        | 34.533        | 27.580        | 1'51.791        | 230,8        | 11:54'33.936 |
| 16                  | 27.692        | 22.442        | 34.604        | 27.911        | 1'52.649        | 230,8        | 11:56'26.585 |
| Race Time 32'23.154 |               |               |               |               |                 |              |              |

**88 L. HODENIUS (1'51.183)**

| Lap | Seg.1         | Seg.2         | Seg.3         | Seg.4         | Lap Time        | km/h         | Local Time   |
|-----|---------------|---------------|---------------|---------------|-----------------|--------------|--------------|
| 1   |               | 24.306        | 36.168        | 27.839        | 2'06.849        |              | 11:26'10.280 |
| 2   | 27.798        | 22.948        | 35.320        | 27.538        | 1'53.604        | <b>234,8</b> | 11:28'03.884 |
| 3   | 27.267        | <b>21.990</b> | 46.502        | 28.041        | 2'03.800        | 226,9        | 11:30'07.684 |
| 4   | 27.295        | 22.368        | <b>34.142</b> | 27.724        | 1'51.529        | 225,0        | 11:31'59.213 |
| 5   | 27.586        | 22.323        | 34.226        | 27.722        | 1'51.857        | 225,9        | 11:33'51.070 |
| 6   | 27.600        | 22.467        | 34.358        | 27.687        | 1'52.112        | 226,9        | 11:35'43.182 |
| 7   | 27.237        | 22.016        | 34.412        | <b>27.518</b> | <b>1'51.183</b> | 226,4        | 11:37'34.365 |
| 8   | 27.602        | 22.095        | 34.257        | 27.657        | 1'51.611        | 230,3        | 11:39'25.976 |
| 9   | <b>27.200</b> | 22.414        | 34.350        | 27.534        | 1'51.498        | 227,8        | 11:41'17.474 |
| 10  | 27.304        | 23.091        | 41.831        | 35.443        | 2'07.669        | 230,3        | 11:43'25.143 |
| 11  | 32.284        | 24.409        | 57.751        | 44.451        | 2'38.895        | 207,7        | 11:46'04.038 |
| 12  | 42.043        | 30.035        | 54.757        | 49.994        | 2'56.829        | 148,6        | 11:49'00.867 |
| 13  | 29.176        | 23.253        | 35.691        | 27.761        | 1'55.881        | 210,9        | 11:50'56.748 |
| 14  | 27.817        | 23.158        | 35.946        | 28.169        | 1'55.090        | <b>234,8</b> | 11:52'51.838 |
| 15  | 27.851        | 22.318        | 34.647        | 27.684        | 1'52.500        | 225,9        | 11:54'44.338 |

**73 E. OLIVIERI (1'50.799)**

| Lap | Seg.1         | Seg.2         | Seg.3         | Seg.4         | Lap Time        | km/h         | Local Time   |
|-----|---------------|---------------|---------------|---------------|-----------------|--------------|--------------|
| 1   |               | 23.609        | 35.587        | 27.458        | 2'02.592        |              | 11:26'06.023 |
| 2   | 27.532        | 22.019        | 34.204        | <b>27.274</b> | 1'51.029        | 229,8        | 11:27'57.052 |
| 3   | 27.404        | 22.342        | <b>34.190</b> | 27.362        | 1'51.298        | <b>233,3</b> | 11:29'48.350 |
| 4   | <b>27.053</b> | <b>21.989</b> | 34.459        | 27.298        | <b>1'50.799</b> | 230,3        | 11:31'39.149 |
| 5   | 27.244        | 22.463        | 34.566        | 27.503        | 1'51.776        | <b>233,3</b> | 11:33'30.925 |
| 6   | 27.288        | 22.066        | 34.515        | 27.423        | 1'51.292        | 227,4        | 11:35'22.217 |
| 7   | 27.222        | 21.997        | 34.556        | 27.406        | 1'51.181        | 228,8        | 11:37'13.398 |
| 8   | 27.439        | 22.179        | 34.575        | 27.412        | 1'51.605        | 231,3        | 11:39'05.003 |
| 9   | 27.373        | 22.094        | 34.484        | 27.428        | 1'51.379        | 231,8        | 11:40'56.382 |

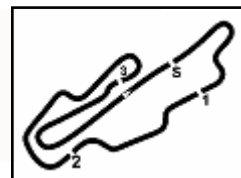
14/07/2024

P = Pits In/Out - C = Lap Time Cancelled





7.5



Aut.Int. Mugello 5.245 m

6 / 6

# ACI Racing Weekend Mugello, 13-14 Luglio 2024 Italian F4 Championship - Chronological Analysis Race 3

Start at 11:24'03.431

|                     |        |        |        |        |          |       |              |
|---------------------|--------|--------|--------|--------|----------|-------|--------------|
| 16                  | 27.397 | 23.139 | 35.752 | 27.817 | 1'54.105 | 228,3 | 11:56'38.443 |
| Race Time 32'35.012 |        |        |        |        |          |       |              |

### 92 A. PETROVIC (1'50.814)

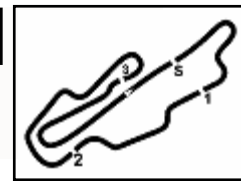
| Lap                 | Seg.1         | Seg.2         | Seg.3         | Seg.4         | Lap Time        | km/h         | Local Time   |
|---------------------|---------------|---------------|---------------|---------------|-----------------|--------------|--------------|
| 1                   |               | 24.064        | 35.894        | 27.682        | 2'05.211        |              | 11:26'08.642 |
| 2                   | 27.545        | 22.947        | 34.768        | 27.395        | 1'52.655        | 234,8        | 11:28'01.297 |
| 3                   | 27.346        | 23.351        | 34.615        | 27.369        | 1'52.681        | 236,8        | 11:29'53.978 |
| 4                   | 27.297        | 22.076        | 34.392        | <b>27.337</b> | 1'51.102        | 231,3        | 11:31'45.080 |
| 5                   | <b>27.100</b> | 22.038        | 34.416        | 27.345        | 1'50.899        | 231,3        | 11:33'35.979 |
| 6                   | 27.416        | 22.492        | 34.632        | 27.393        | 1'51.933        | 233,3        | 11:35'27.912 |
| 7                   | 27.579        | 22.337        | 34.877        | 27.473        | 1'52.266        | <b>240,0</b> | 11:37'20.178 |
| 8                   | 27.584        | 22.361        | 34.795        | 27.490        | 1'52.230        | 229,3        | 11:39'12.408 |
| 9                   | 27.354        | <b>21.878</b> | <b>34.094</b> | 27.488        | <b>1'50.814</b> | 227,8        | 11:41'03.222 |
| 10                  | 27.315        | 22.472        | 38.502        | 31.118        | 1'59.407        | 230,3        | 11:43'02.629 |
| 11                  | 36.480        | 33.582        | 57.732        | 41.816        | 2'49.610        | 198,5        | 11:45'52.239 |
| 12                  | 44.305        | 32.023        | 55.126        | 53.856        | 3'05.310        | 156,3        | 11:48'57.549 |
| 13                  | 28.876        | 23.339        | 34.902        | 28.011        | 1'55.128        | 208,5        | 11:50'52.677 |
| 14                  | 27.824        | 22.277        | 34.486        | 27.476        | 1'52.063        | 231,3        | 11:52'44.740 |
| 15                  | 27.522        | 22.421        | 34.768        | 27.396        | 1'52.107        | 233,3        | 11:54'36.847 |
| 16                  | 27.772        | 22.377        | 35.017        | 27.471        | 1'52.637        | 235,3        | 11:56'29.484 |
| Race Time 32'26.053 |               |               |               |               |                 |              |              |

14/07/2024

P = Pits In/Out - C = Lap Time Cancelled

Powered by FICr PERUGIA TIMING





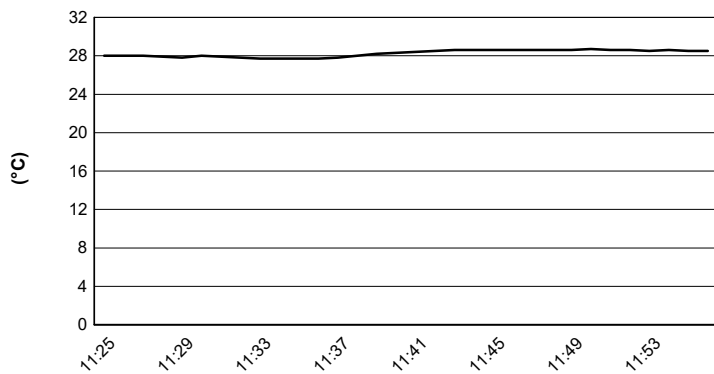
Aut.Int. Mugello 5.245 m

# ACI Racing Weekend Mugello, 13-14 Luglio 2024

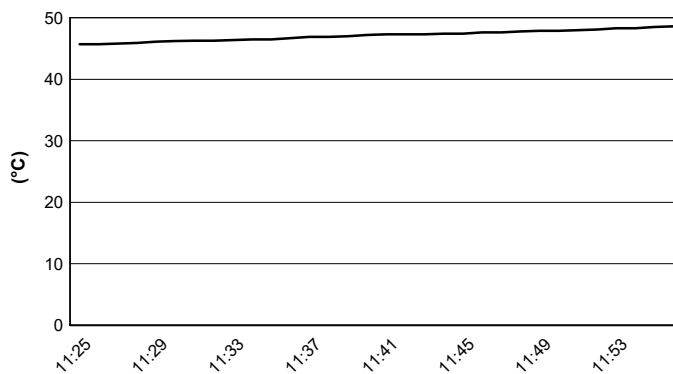
## Italian F4 Championship - Weather Report Race 3

Session started 11:24 - Session ended 11:57


### Air Temperature



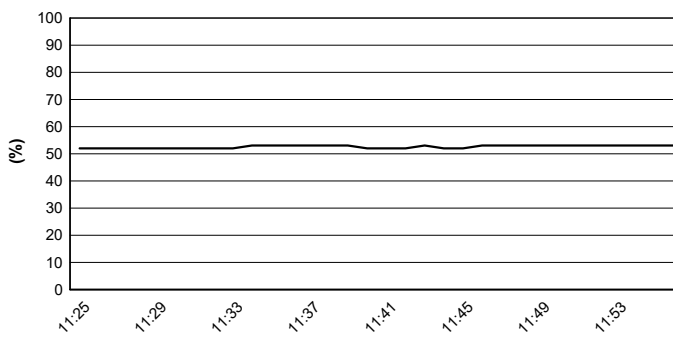
### Track Temperature



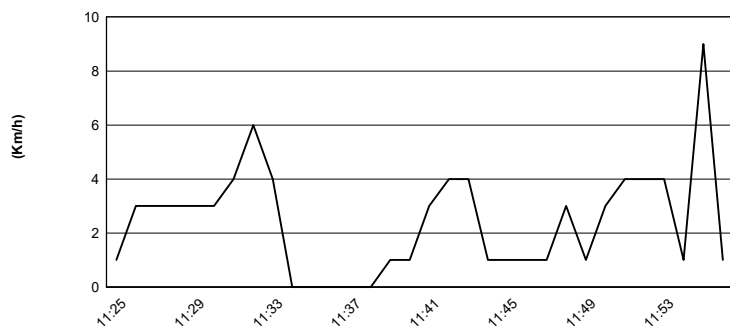
### Air Pressure



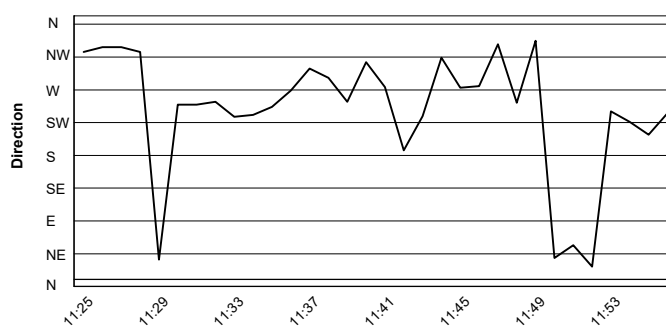
### Humidity



### Wind Speed

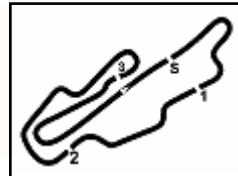


### Wind Direction



14/07/2024





Aut.Int. Mugello 5.245 m

**ACI Racing Weekend Mugello, 13-14 Luglio 2024**
**Italian F4 Championship - Starting Grid - Race 3 (Duration: 30' +1 Lap)**

|    |    |                                       |                    |    |                                      |                    |
|----|----|---------------------------------------|--------------------|----|--------------------------------------|--------------------|
| 18 | 52 | SAVINKOV O.<br>AKM Motorsport         | Tatuus<br>1'49.497 | 29 | BERREBY N.<br>Maffi Racing           | Tatuus<br>1'53.016 |
| 17 | 37 | FIorentino F.<br>Cram Motorsport      | Tatuus<br>1'51.278 | 54 | HOLGUIN G.<br>Maffi Racing           | Tatuus<br>1'52.026 |
| 16 | 64 | DOBZRANSKI W.<br>AS Motorsport        | Tatuus<br>1'50.892 | 12 | PRADEL G.<br>US Racing               | Tatuus<br>1'50.904 |
| 15 | 62 | ROBINSON E.<br>AS Motorsport          | Tatuus<br>1'50.213 | 53 | ALDEREYAANE O.<br>AKM Motorsport     | Tatuus<br>1'50.219 |
| 14 | 70 | MRAD K.<br>PHM AIX Racing             | Tatuus<br>1'49.785 | 9  | STACK E.<br>PHM AIX Racing           | Tatuus<br>1'49.987 |
| 13 | 8  | KOSTIC A.<br>Van Amersfoort Racing    | Tatuus<br>1'49.524 | 25 | WURZ O.<br>Jenzer Motorsport         | Tatuus<br>1'49.779 |
| 12 | 21 | ISCHER E.<br>Jenzer Motorsport        | Tatuus<br>1'49.289 | 92 | PETROVIC A.<br>PHM AIX Racing        | Tatuus<br>1'49.390 |
| 11 | 77 | YEH E.<br>R-ACE GP                    | Tatuus<br>1'49.242 | 88 | HODENIUS L.<br>Van Amersfoort Racing | Tatuus<br>1'49.259 |
| 10 | 55 | RODELLA A.<br>Van Amersfoort Racing   | Tatuus<br>1'49.219 | 10 | FERREIRA M.<br>US Racing             | Tatuus<br>1'49.220 |
| 9  | 19 | ANURAG K.<br>US Racing                | Tatuus<br>1'48.983 | 23 | FRANCOT R.<br>Jenzer Motorsport      | Tatuus<br>1'48.987 |
| 8  | 16 | LARINI D.<br>PHM AIX Racing           | Tatuus<br>1'48.804 | 3  | POPOV M.<br>PHM AIX Racing           | Tatuus<br>1'48.943 |
| 7  | 71 | REHM M.<br>US Racing                  | Tatuus<br>1'48.853 | 11 | VIISOREANU L.<br>Real Racing         | Tatuus<br>1'48.940 |
| 6  | 73 | OLIVIERI E.<br>AKM Motorsport         | Tatuus<br>1'48.708 | 22 | FREY E.<br>Jenzer Motorsport         | Tatuus<br>1'48.818 |
| 5  | 50 | GOWDA D.<br>Prema Racing              | Tatuus<br>1'48.377 | 33 | STOLCERMANIS T.<br>Prema Racing      | Tatuus<br>1'48.565 |
| 4  | 14 | AL DHAHERI R.<br>Prema Racing         | Tatuus<br>1'48.187 | 31 | BOHRA A.<br>US Racing                | Tatuus<br>1'48.341 |
| 3  | 51 | NAKAMURA-BERTA K<br>Prema Racing      | Tatuus<br>1'48.145 | 80 | POWELL A.<br>Prema Racing            | Tatuus<br>1'48.184 |
| 2  | 6  | YAMAKOSHI H.<br>Van Amersfoort Racing | Tatuus<br>1'48.030 | 45 | BEETON J.<br>US Racing               | Tatuus<br>1'48.059 |
| 1  | 27 | SLATER F.<br>Prema Racing             | Tatuus<br>1'47.667 | 36 | JONSSON G.<br>Van Amersfoort Racing  | Tatuus<br>1'48.017 |

The Driver n. 52 (Savinkov O.) drop of 6 places - Stewards decision n. 10  
 The Driver n. 16 (Larini D.) drop of 2 places - Stewards decision n. 12

