

ACI Racing Weekend Monza, 26-27 Ottobre 2024

Italian F4 Championship - Results Race 2

Autodromo Monza 5.793 m

Laps 12 = 69,516 km - Avg 120,867 km/h - Race Time 34'30.516

No.	Driver	Nat	Entrant	Team	Car	Class	Laps	Gap	Rel.	Fastest Lap
1	27 SLATER Freddie	GBR	Prema Racing	Prema Racing	Tatuus F4-T421		12		4	2'05.066
2	51 NAKAMURA-BERTA Kean	JPN	Prema Racing	Prema Racing	Tatuus F4-T421	R	12	0.322	0.322	4 2'04.561
3	45 BEETON Jack	AUS	US Racing	US Racing	Tatuus F4-T421		12	0.578	0.256	4 2'04.562
4	31 BOHRA Akshay	IND	US Racing	US Racing	Tatuus F4-T421		12	0.861	0.283	4 2'04.116
5	62 ROBINSON Edward	ESP	US Racing	US Racing	Tatuus F4-T421	R	12	2.024	1.163	4 2'04.409
6	33 STOLCERMANIS Tomass	LVA	Prema Racing	Prema Racing	Tatuus F4-T421		12	2.295	0.271	4 2'06.428
7	28 KUTZKOV Kirill		Maffi Racing	Maffi Racing	Tatuus F4-T421	R	12	2.529	0.234	4 2'09.217
8	7 SAMMALISTO Luka	FIN	R-ACE GP	R-ACE GP	Tatuus F4-T421	R	12	2.722	0.193	4 2'05.258
9	3 POPOV Maksimilian	GRD	PHM AIX Racing	PHM AIX Racing	Tatuus F4-T421	R	12	2.916	0.194	4 2'08.835
10	80 POWELL Alex	USA	Prema Racing	Prema Racing	Tatuus F4-T421	R	12	3.306	0.390	4 2'08.896
11	16 LARINI Davide	ITA	PHM AIX Racing	PHM AIX Racing	Tatuus F4-T421		12	3.459	0.153	4 2'09.515
12	29 BERREBY Nathanael	CHE	Maffi Racing	Maffi Racing	Tatuus F4-T421	R	12	5.641	2.182	4 2'07.637
13	71 REHM Maxim	DEU	US Racing	US Racing	Tatuus F4-T421	R	12	5.818	0.177	4 2'08.708
14	22 FREY Enea	CHE	Jenzer Motorsport	Jenzer Motorsport	Tatuus F4-T421	R	12	5.935	0.117	4 2'09.193
15	5 MARCHIANTE Mattia	ITA	AKM Motorsport	AKM Motorsport	Tatuus F4-T421	R	12	6.255	0.320	4 2'09.536
16	11 VIISOREANU Luca	ROU	Real Racing	Real Racing	Tatuus F4-T421		12	7.358	1.103	4 2'07.208
17	23 FRANCOT Reno	NLD	Jenzer Motorsport	Jenzer Motorsport	Tatuus F4-T421		12	7.566	0.208	4 2'05.948
18	6 YAMAKOSHI Hiyyu	JPN	Van Amersfoort Racing	Van Amersfoort Racing	Tatuus F4-T421		12	7.792	0.226	4 2'07.474
19	9 STACK Everett	USA	PHM AIX Racing	PHM AIX Racing	Tatuus F4-T421		12	8.180	0.388	4 2'07.014
20	2 SCHWARTZ Hudson	USA	Van Amersfoort Racing	Van Amersfoort Racing	Tatuus F4-T421	R	12	9.618	1.438	4 2'08.941
21	14 AL DHAHERI Rashid	UAE	Prema Racing	Prema Racing	Tatuus F4-T421		12	9.698	0.080	4 2'07.374
22	36 JONSSON Gustav	SWE	Van Amersfoort Racing	Van Amersfoort Racing	Tatuus F4-T421		12	10.118	0.420	4 2'07.870
23	58 BLOCK Lia	USA	ART Grand Prix	ART Grand Prix	Tatuus F4-T421	R	12	11.169	1.051	4 2'09.236
24	24 SOBRAL Ciro	BRA	Jenzer Motorsport	Jenzer Motorsport	Tatuus F4-T421		12	11.513	0.344	4 2'08.530
25	19 ANURAG Kabir	SGP	US Racing	US Racing	Tatuus F4-T421	R	12	11.890	0.377	4 2'08.122
26	77 YEH Enzo	CHN	R-ACE GP	R-ACE GP	Tatuus F4-T421	R	12	13.171	1.281	4 2'09.826
27	86 VINCI Dante	AUS	Van Amersfoort Racing	Van Amersfoort Racing	Tatuus F4-T421	R	12	13.514	0.343	4 2'10.821
28	88 HODENIUS Lin	NLD	Van Amersfoort Racing	Van Amersfoort Racing	Tatuus F4-T421		12	15.572	2.058	4 2'08.399
29P	73 OLIVIERI Emanuele	ITA	AKM Motorsport	AKM Motorsport	Tatuus F4-T421	R	12	26.860	11.288	4 2'05.030
30	25 HARRISON Bart	GBR	Jenzer Motorsport	Jenzer Motorsport	Tatuus F4-T421		9	3 Laps	3 Laps	4 2'07.892
----- Not Classified -----										
RET	12 PRADEL Gianmarco	AUS	US Racing	US Racing	Tatuus F4-T421		6	6 Laps		4 2'04.449
RET	52 SAVINKOV Oleksandr	UKR	AKM Motorsport	AKM Motorsport	Tatuus F4-T421	R	6	6 Laps		4 2'05.340
RET	17 BONDAREV Oleksandr	UKR	Prema Racing	Prema Racing	Tatuus F4-T421	R	6	6 Laps		4 2'09.472
RET	4 BUSTAMANTE Bianca	PHL	ART Grand Prix	ART Grand Prix	Tatuus F4-T421		3	9 Laps		3 3'11.903
RET	50 GOWDA Dion	IND	Prema Racing	Prema Racing	Tatuus F4-T421		0			
RET	18 KOLLER Jan	CZE	BVM Racing	BVM Racing	Tatuus F4-T421	R	0			
RET	35 DARYANANI Kai Manesh	IND	CRAM Motorsport	CRAM Motorsport	Tatuus F4-T421		0			
RET	95 DUNA Andrei	ROU	Real Racing	Real Racing	Tatuus F4-T421		0			

 Starting: 38 Classified: 30 Not Classified: 0 Retired: 8 Not Started: 0
 Fastest Lap N. 4 No. 31 Akshay Bohra Time 2'04.116 Avg. 168,027 Km/h

Humidity:	94%	Air	17°C
Condition:	WET	Track	18°C

Penalty and Infringement

 14.38 **73 E. OLIVIERI**

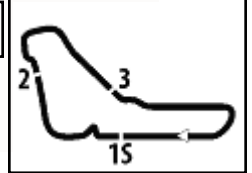
#73 Time Penalty 25 sec - Stewards dec. n. 14

Stewards : Ronny Guarini Franco Leoni Raffaele Giammaria

 Start End
 26/10/2024 14:24 14:59

Powered by FICr PERUGIA TIMING





ACI Racing Weekend Monza, 26-27 Ottobre 2024

Italian F4 Championship - Results by Class Race 2

Rookie

Laps 12 = 69,516 km - Avg 120,848 km/h - Race Time 34'30.838

No.	Driver	Nat	Entrant	Team	Car	Laps	Gap	Rel.	Fastest Lap
1	51 NAKAMURA-BERTA Kean	JPN	Prema Racing	Prema Racing	Tatuus F4-T421	12		4	2'04.561
2	62 ROBINSON Edward	ESP	US Racing	US Racing	Tatuus F4-T421	12	1.702	1.702	4 2'04.409
3	33 STOLCERMANIS Tomass	LVA	Prema Racing	Prema Racing	Tatuus F4-T421	12	1.973	0.271	4 2'06.428
4	28 KUTZKOV Kirill		Maffi Racing	Maffi Racing	Tatuus F4-T421	12	2.207	0.234	4 2'09.217
5	7 SAMMALISTO Luka	FIN	R-ACE GP	R-ACE GP	Tatuus F4-T421	12	2.400	0.193	4 2'05.258
6	3 POPOV Maksimilian	GRD	PHM AIX Racing	PHM AIX Racing	Tatuus F4-T421	12	2.594	0.194	4 2'08.835
7	80 POWELL Alex	USA	Prema Racing	Prema Racing	Tatuus F4-T421	12	2.984	0.390	4 2'08.896
8	29 BERREBY Nathanael	CHE	Maffi Racing	Maffi Racing	Tatuus F4-T421	12	5.319	2.335	4 2'07.637
9	71 REHM Maxim	DEU	US Racing	US Racing	Tatuus F4-T421	12	5.496	0.177	4 2'08.708
10	22 FREY Enea	CHE	Jenzer Motorsport	Jenzer Motorsport	Tatuus F4-T421	12	5.613	0.117	4 2'09.193
11	5 MARCHIANTE Mattia	ITA	AKM Motorsport	AKM Motorsport	Tatuus F4-T421	12	5.933	0.320	4 2'09.536
12	11 VIISOREANU Luca	ROU	Real Racing	Real Racing	Tatuus F4-T421	12	7.036	1.103	4 2'07.208
13	2 SCHWARTZ Hudson	USA	Van Amersfoort Racing	Van Amersfoort Racing	Tatuus F4-T421	12	9.296	2.260	4 2'08.941
14	58 BLOCK Lia	USA	ART Grand Prix	ART Grand Prix	Tatuus F4-T421	12	10.847	1.551	4 2'09.236
15	19 ANURAG Kabir	SGP	US Racing	US Racing	Tatuus F4-T421	12	11.568	0.721	4 2'08.122
16	77 YEH Enzo	CHN	R-ACE GP	R-ACE GP	Tatuus F4-T421	12	12.849	1.281	4 2'09.826
17	86 VINCI Dante	AUS	Van Amersfoort Racing	Van Amersfoort Racing	Tatuus F4-T421	12	13.192	0.343	4 2'10.821
18P	73 OLIVIERI Emanuele	ITA	AKM Motorsport	AKM Motorsport	Tatuus F4-T421	12	26.538	13.346	4 2'05.030
----- Not Classified -----									
RET	52 SAVINKOV Oleksandr	UKR	AKM Motorsport	AKM Motorsport	Tatuus F4-T421	6	6 Laps	4	2'05.340
RET	17 BONDAREV Oleksandr	UKR	Prema Racing	Prema Racing	Tatuus F4-T421	6	6 Laps	4	2'09.472
RET	18 KOLLER Jan	CZE	BVM Racing	BVM Racing	Tatuus F4-T421	0			

Starting: 21 Classified: 18 Not Classified: 0 Retired: 3 Not Started: 0
 Fastest Lap N. 4 No. 62 Edward Robinson Time 2'04.409 Avg. 167,631 Km/h

Humidity:	94%	Air	17°C
Condition:	WET	Track	18°C

Clerk of the Course : Oscar Comi

Race Director : Alessandro Ferrari

26/10/2024 Start 14:24 End 14:59

Powered by FICr PERUGIA TIMING





Autodromo Monza 5.793 m

ACI Racing Weekend Monza, 26-27 Ottobre 2024
Italian F4 Championship - Lap Chart Race 2

	Lap											
	1	2	3	4	5	6	7	8	9	10	11	12
1	27	27	27	51	51	51	27	27	27	27	27	27
2	51	51	51	27	45	45	51	51	51	51	51	51
3	45	45	45	45	27	27	31	31	31	45	45	45
4	12	12	12	12	12	12	45	45	45	31	31	31
5	73	73	73	31	31	31	73	73	73	73	73	73
6	7	7	7	73	73	73	62	62	62	62	62	62
7	31	31	31	7	7	7	7	7	7	33	33	33
8	36	17	17	62	62	62	33	33	33	28	28	28
9	17	62	62	52	52	52	80	80	80	7	7	7
10	62	33	33	33	33	33	28	28	28	3	3	3
11	33	28	28	17	17	17	3	3	3	80	80	80
12	9	52	52	28	80	80	22	22	22	16	16	16
13	28	80	80	80	28	28	29	29	29	29	29	29
14	52	22	22	3	22	22	5	5	5	71	71	71
15	80	3	3	71	3	3	71	71	71	22	22	22
16	22	71	71	22	71	24	16	16	16	5	5	5
17	3	5	5	29	24	71	25	25	25	11	11	11
18	71	2	2	2	29	29	11	11	11	23	23	23
19	5	4	4	5	5	5	24	24	24	6	6	6
20	2	29	29	24	25	25	14	14	14	9	9	9
21	4	24	24	19	19	88	88	88	88	2	2	2
22	29	19	19	6	88	16	23	23	23	14	14	14
23	24	16	16	11	16	11	9	9	9	36	36	36
24	19	88	88	88	11	23	6	6	6	58	58	58
25	16	6	6	25	2	14	58	58	58	24	24	24
26	88	25	25	23	23	9	2	2	2	19	19	19
27	6	58	58	16	14	58	77	77	77	77	77	77
28	25	11	11	14	6	86	86	36	36	86	86	86
29	58	86	86	9	9	6	36	19	19	88	88	88
30	11	14	14	58	58	2	19	86	86			
31	86	77	77	36	86	19						
32	14	23	23	77	36	77						
33	77	9	9	86	77	36						
34	23	36	36									

Final Result		
1	27 SLATER F.	Laps 12
2	51 NAKAMURA-BERTA	0.322
3	45 BEETON J.	0.578
4	31 BOHRA A.	0.861
5	62 ROBINSON E.	2.024
6	33 STOLCERMANIS T.	2.295
7	28 KUTZKOV K.	2.529
8	7 SAMMALISTO L.	2.722
9	3 POPOV M.	2.916
10	80 POWELL A.	3.306
11	16 LARINI D.	3.459
12	29 BERREBY N.	5.641
13	71 REHM M.	5.818
14	22 FREY E.	5.935
15	5 MARCHIANTE M.	6.255
16	11 VIISOREANU L.	7.358
17	23 FRANCO R.	7.566
18	6 YAMAKOSHI H.	7.792
19	9 STACK E.	8.180
20	2 SCHWARTZ H.	9.618
21	14 AL DHAHERI R.	9.698
22	36 JONSSON G.	10.118
23	58 BLOCK L.	11.169
24	24 SOBRAL C.	11.513
25	19 ANURAG K.	11.890
26	77 YE H. E.	13.171
27	86 VINCI D.	13.514
28	88 HODENIUS L.	15.572
29	73 OLIVIERI E. (P)	26.860
30	25 HARRISON B.	3 Laps
RET	12 PRADEL G.	6 Laps
RET	52 SAVINKOV O.	6 Laps
RET	17 BONDAREV O.	6 Laps
RET	4 BUSTAMANTE B.	9 Laps
RET	95 DUNA A.	
RET	50 GOWDA D.	
RET	18 KOLLER J.	
RET	35 DARYANANI K.	





ACI Racing Weekend Monza, 26-27 Ottobre 2024

Italian F4 Championship - Best Sectors & Speed Race 2

Autodromo Monza 5.793 m

RESULTS

			Laps
1	27 SLATER Freddie	Tatuus F4-T421	12
2	51 NAKAMURA-BERTA Kean	Tatuus F4-T421	0.322
3	45 BEETON Jack	Tatuus F4-T421	0.578
4	31 BOHRA Akshay	Tatuus F4-T421	0.861
5	62 ROBINSON Edward	Tatuus F4-T421	2.024
6	33 STOLCERMANIS Tomass	Tatuus F4-T421	2.295
7	28 KUTZKOV Kirill	Tatuus F4-T421	2.529
8	7 SAMMALISTO Luka	Tatuus F4-T421	2.722
9	3 POPOV Maksimilian	Tatuus F4-T421	2.916
10	80 POWELL Alex	Tatuus F4-T421	3.306
11	16 LARINI Davide	Tatuus F4-T421	3.459
12	29 BERREBY Nathanael	Tatuus F4-T421	5.641
13	71 REHM Maxim	Tatuus F4-T421	5.818
14	22 FREY Enea	Tatuus F4-T421	5.935
15	5 MARCHIANTE Mattia	Tatuus F4-T421	6.255
16	11 VIISOREANU Luca	Tatuus F4-T421	7.358
17	23 FRANCO Reno	Tatuus F4-T421	7.566
18	6 YAMAKOSHI Hiyyu	Tatuus F4-T421	7.792
19	9 STACK Everett	Tatuus F4-T421	8.180
20	2 SCHWARTZ Hudson	Tatuus F4-T421	9.618
21	14 AL DHAHERI Rashid	Tatuus F4-T421	9.698
22	36 JONSSON Gustav	Tatuus F4-T421	10.118
23	58 BLOCK Lia	Tatuus F4-T421	11.169
24	24 SOBRAL Ciro	Tatuus F4-T421	11.513
25	19 ANURAG Kabir	Tatuus F4-T421	11.890
26	77 YEH Enzo	Tatuus F4-T421	13.171
27	86 VINCI Dante	Tatuus F4-T421	13.514
28	88 HODENIUS Lin	Tatuus F4-T421	15.572
29	73 OLIVIERI Emanuele	Tatuus F4-T421	26.860
30	25 HARRISON Bart	Tatuus F4-T421	3 Laps
RET	12 PRADEL Gianmarco	Tatuus F4-T421	6 Laps
RET	52 SAVINKOV Oleksandr	Tatuus F4-T421	6 Laps
RET	17 BONDAREV Oleksandr	Tatuus F4-T421	6 Laps
RET	4 BUSTAMANTE Bianca	Tatuus F4-T421	9 Laps
RET	18 KOLLER Jan	Tatuus F4-T421	
RET	35 DARYANANI Kai Manesh	Tatuus F4-T421	
RET	50 GOWDA Dion	Tatuus F4-T421	
RET	95 DUNA Andrei	Tatuus F4-T421	

SPEED

1	71 REHM Maxim	Tatuus F4-T421	237,9
2	3 POPOV Maksimilian	Tatuus F4-T421	237,4
3	45 BEETON Jack	Tatuus F4-T421	236,8
4	27 SLATER Freddie	Tatuus F4-T421	235,8
5	31 BOHRA Akshay	Tatuus F4-T421	235,8
6	52 SAVINKOV Oleksandr	Tatuus F4-T421	235,8
7	28 KUTZKOV Kirill	Tatuus F4-T421	235,8
8	77 YEH Enzo	Tatuus F4-T421	231,8
9	24 SOBRAL Ciro	Tatuus F4-T421	231,8
10	51 NAKAMURA-BERTA Kean	Tatuus F4-T421	231,3
11	17 BONDAREV Oleksandr	Tatuus F4-T421	231,3
12	80 POWELL Alex	Tatuus F4-T421	230,3
13	7 SAMMALISTO Luka	Tatuus F4-T421	229,8
14	12 PRADEL Gianmarco	Tatuus F4-T421	229,3
15	62 ROBINSON Edward	Tatuus F4-T421	228,3
16	22 FREY Enea	Tatuus F4-T421	228,3
17	73 OLIVIERI Emanuele	Tatuus F4-T421	226,9
18	36 JONSSON Gustav	Tatuus F4-T421	226,9
19	29 BERREBY Nathanael	Tatuus F4-T421	225,9
20	23 FRANCO Reno	Tatuus F4-T421	221,8
21	5 MARCHIANTE Mattia	Tatuus F4-T421	221,8
22	19 ANURAG Kabir	Tatuus F4-T421	220,0
23	88 HODENIUS Lin	Tatuus F4-T421	219,5
24	11 VIISOREANU Luca	Tatuus F4-T421	219,1
25	16 LARINI Davide	Tatuus F4-T421	219,1
26	9 STACK Everett	Tatuus F4-T421	218,6
27	58 BLOCK Lia	Tatuus F4-T421	217,7
28	33 STOLCERMANIS Tomass	Tatuus F4-T421	215,1
29	25 HARRISON Bart	Tatuus F4-T421	215,1
30	6 YAMAKOSHI Hiyyu	Tatuus F4-T421	215,1
31	86 VINCI Dante	Tatuus F4-T421	213,9
32	14 AL DHAHERI Rashid	Tatuus F4-T421	213,4
33	2 SCHWARTZ Hudson	Tatuus F4-T421	211,8
34	4 BUSTAMANTE Bianca	Tatuus F4-T421	204,2
35	95 DUNA Andrei	Tatuus F4-T421	199,6
36	50 GOWDA Dion	Tatuus F4-T421	188,8
37	18 KOLLER Jan	Tatuus F4-T421	168,5
38	35 DARYANANI Kai Manesh	Tatuus F4-T421	167,4

SEG. 1

1	88 HODENIUS Lin	11.222
2	25 HARRISON Bart	11.291
3	71 REHM Maxim	11.312
4	14 AL DHAHERI Rashid	11.359
5	16 LARINI Davide	11.375
6	80 POWELL Alex	11.418
7	23 FRANCO Reno	11.431
8	24 SOBRAL Ciro	11.450
9	11 VIISOREANU Luca	11.470
10	36 JONSSON Gustav	11.484
11	86 VINCI Dante	11.494
12	9 STACK Everett	11.497
13	52 SAVINKOV Oleksandr	11.498
14	5 MARCHIANTE Mattia	11.503
15	33 STOLCERMANIS Tomass	11.510
16	31 BOHRA Akshay	11.520
17	22 FREY Enea	11.528
18	58 BLOCK Lia	11.530
19	6 YAMAKOSHI Hiyyu	11.539
20	62 ROBINSON Edward	11.548
21	2 SCHWARTZ Hudson	11.573
22	3 POPOV Maksimilian	11.574
23	29 BERREBY Nathanael	11.576
24	19 ANURAG Kabir	11.577
25	28 KUTZKOV Kirill	11.583
26	77 YEH Enzo	11.590
27	45 BEETON Jack	11.614
28	17 BONDAREV Oleksandr	11.655
29	7 SAMMALISTO Luka	11.674
30	12 PRADEL Gianmarco	11.688
31	73 OLIVIERI Emanuele	11.700
32	51 NAKAMURA-BERTA Ke	11.712
33	4 BUSTAMANTE Bianca	11.763
34	27 SLATER Freddie	11.770
35	50 GOWDA Dion	14.420
36	18 KOLLER Jan	18.435
37	35 DARYANANI Kai Manesh	18.773
38	95 DUNA Andrei	20.550

SEG. 2

1	36 JONSSON Gustav	27.169
2	52 SAVINKOV Oleksandr	27.215
3	7 SAMMALISTO Luka	27.299
4	62 ROBINSON Edward	27.445
5	33 STOLCERMANIS Tomas	27.464
6	27 SLATER Freddie	27.524
7	31 BOHRA Akshay	27.566
8	51 NAKAMURA-BERTA Ke	27.574
9	24 SOBRAL Ciro	27.586
10	73 OLIVIERI Emanuele	27.593
11	45 BEETON Jack	27.616
12	71 REHM Maxim	27.673
13	6 YAMAKOSHI Hiyyu	27.760
14	9 STACK Everett	27.778
15	14 AL DHAHERI Rashid	27.783
16	12 PRADEL Gianmarco	27.783
17	77 YEH Enzo	27.805
18	17 BONDAREV Oleksandr	27.833
19	58 BLOCK Lia	27.898
20	22 FREY Enea	28.052
21	2 SCHWARTZ Hudson	28.102
22	3 POPOV Maksimilian	28.135
23	80 POWELL Alex	28.136
24	16 LARINI Davide	28.158
25	28 KUTZKOV Kirill	28.215
26	88 HODENIUS Lin	28.228
27	86 VINCI Dante	28.243
28	25 HARRISON Bart	28.304
29	29 BERREBY Nathanael	28.380
30	11 VIISOREANU Luca	28.397
31	19 ANURAG Kabir	28.452
32	23 FRANCO Reno	28.577
33	5 MARCHIANTE Mattia	28.732
34	4 BUSTAMANTE Bianca	28.773
35	50 GOWDA Dion	28.802

SEG. 3

1	27 SLATER Freddie	42.096
2	31 BOHRA Akshay	42.163
3	12 PRADEL Gianmarco	42.201
4	73 OLIVIERI Emanuele	42.380
5	7 SAMMALISTO Luka	42.393
6	62 ROBINSON Edward	42.410
7	45 BEETON Jack	42.459
8	6 YAMAKOSHI Hiyyu	42.507
9	51 NAKAMURA-BERTA Ke	42.569
10	77 YEH Enzo	42.731
11	28 KUTZKOV Kirill	42.772
12	23 FRANCO Reno	42.819
13	29 BERREBY Nathanael	42.831
14	33 STOLCERMANIS Tomass	42.988
15	2 SCHWARTZ Hudson	43.017
16	36 JONSSON Gustav	43.095
17	3 POPOV Maksimilian	43.185
18	11 VIISOREANU Luca	43.572
19	9 STACK Everett	43.572
20	16 LARINI Davide	43.597
21	52 SAVINKOV Oleksandr	43.604
22	19 ANURAG Kabir	43.609
23	80 POWELL Alex	43.645
24	22 FREY Enea	43.697
25	58 BLOCK Lia	43.708
26	25 HARRISON Bart	43.831
27	24 SOBRAL Ciro	44.008
28	71 REHM Maxim	44.123
29	14 AL DHAHERI Rashid	44.162
30	5 MARCHIANTE Mattia	44.184
31	86 VINCI Dante	44.196
32	4 BUSTAMANTE Bianca	44.257
33	88 HODENIUS Lin	44.388
34	17 BONDAREV Oleksandr	44.807

SEG. 4

1	7 SAMMALISTO Luka	42.026
2	52 SAVINKOV Oleksandr	42.194
3	31 BOHRA Akshay	42.333
4	62 ROBINSON Edward	42.381
5	51 NAKAMURA-BERTA Ke	42.480
6	73 OLIVIERI Emanuele	42.500
7	12 PRADEL Gianmarco	42.652
8	27 SLATER Freddie	42.773
9	45 BEETON Jack	42.795
10	36 JONSSON Gustav	42.827
11	33 STOLCERMANIS Tomass	42.844
12	77 YEH Enzo	42.964
13	9 STACK Everett	43.082
14	23 FRANCO Reno	43.121
15	25 HARRISON Bart	43.299
16	11 VIISOREANU Luca	43.544
17	6 YAMAKOSHI Hiyyu	43.653
18	19 ANURAG Kabir	43.742
19	14 AL DHAHERI Rashid	43.814
20	5 MARCHIANTE Mattia	43.986
21	2 SCHWARTZ Hudson	44.286
22	24 SOBRAL Ciro	44.299
23	88 HODENIUS Lin	44.350
24	17 BONDAREV Oleksandr	44.373
25	28 KUTZKOV Kirill	44.497
26	80 POWELL Alex	44.544
27	22 FREY Enea	44.611
28	58 BLOCK Lia	44.778
29	29 BERREBY Nathanael	44.818
30	3 POPOV Maksimilian	45.087
31	86 VINCI Dante	45.359
32	71 REHM Maxim	45.396
33	16 LARINI Davide	45.941
34	4 BUSTAMANTE Bianca	1'04.780

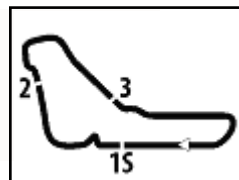
26/10/2024

Powered by FICR PERUGIA TIMING





6.5



Autodromo Monza 5.793 m

ACI Racing Weekend Monza, 26-27 Ottobre 2024
Italian F4 Championship - Chronological Analysis Race 2

Start at 14:24'31.817

1 / 4

Table for driver 2 H. SCHWARTZ (2'08.941) showing Lap, Seg.1-4, Lap Time, km/h, and Local Time.

Table for driver 10, 11, 12 showing Lap, Seg.1-4, Lap Time, km/h, and Local Time.

Table for driver 3 M. POPOV (2'08.835) showing Lap, Seg.1-4, Lap Time, km/h, and Local Time.

Table for driver 7 L. SAMMALISTO (2'05.258) showing Lap, Seg.1-4, Lap Time, km/h, and Local Time.

Table for driver 4 B. BUSTAMANTE (3'11.903) showing Lap, Seg.1-4, Lap Time, km/h, and Local Time.

Table for driver 9 E. STACK (2'07.014) showing Lap, Seg.1-4, Lap Time, km/h, and Local Time.

Table for driver 5 M. MARCHIANTE (2'09.536) showing Lap, Seg.1-4, Lap Time, km/h, and Local Time.

Table for driver 11 L. VIISOREANU (2'07.208) showing Lap, Seg.1-4, Lap Time, km/h, and Local Time.

Table for driver 6 H. YAMAKOSHI (2'07.474) showing Lap, Seg.1-4, Lap Time, km/h, and Local Time.

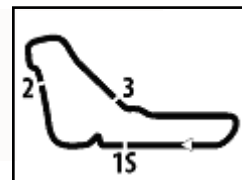
Table for driver 12 G. PRADEL (2'04.449) showing Lap, Seg.1-4, Lap Time, km/h, and Local Time.

26/10/2024

P = Pits In/Out - C = Lap Time Cancelled

Powered by FICr PERUGIA TIMING





Autodromo Monza 5.793 m

ACI Racing Weekend Monza, 26-27 Ottobre 2024

Italian F4 Championship - Chronological Analysis Race 2

Start at 14:24'31.817

2 / 4

Lap	Seg.1	Seg.2	Seg.3	Seg.4	Lap Time	km/h	Local Time
3	22.729	42.714	1'00.126	58.528	3'04.097	96,3	14:34'23.859
4	11.615	27.783	44.162	43.814	2'07.374	204,9	14:36'31.233
5	11.359	28.205	56.750	50.773	2'27.087	213,4	14:38'58.320
6	16.783	33.726	1'02.154	1'19.558	3'12.221	153,0	14:42'10.541
7	12.468	28.792	45.896	1'01.130	2'28.286	200,7	14:44'38.827
8	19.052	39.861	1'10.437	1'10.765	3'20.115	159,3	14:47'58.942
9	20.487	39.117	58.948	1'15.132	3'13.684	96,4	14:51'12.626
10	12.658	29.385	44.932	50.025	2'17.000	204,5	14:53'29.626
11	21.273	34.514	59.490	1'07.713	3'02.990	113,6	14:56'32.616
12	19.448	33.005	55.074	51.888	2'39.415	132,0	14:59'12.031

Race Time 34'40.214

16 D. LARINI (2'09.515)

Lap	Seg.1	Seg.2	Seg.3	Seg.4	Lap Time	km/h	Local Time
1		30.164	1'12.406	1'05.376	3'05.421	180,6	14:27'37.238
2	19.260	46.000	1'15.502	1'13.282	3'34.044	141,9	14:31'11.282
3	23.655	43.220	59.759	1'03.499	3'10.133	89,5	14:34'21.415
4	11.621	28.277	43.676	45.941	2'09.515	211,8	14:36'30.930
5	11.375	28.158	55.109	51.431	2'26.073	212,2	14:38'57.003
6	14.958	33.149	1'01.855	1'22.552	3'12.514	212,2	14:42'09.517
7	12.423	29.064	44.682	1'00.771	2'26.940	196,0	14:44'36.457
8	16.672	41.528	1'09.658	1'11.712	3'19.570	161,0	14:47'56.027
9	19.579	39.655	59.144	1'17.014	3'15.392	108,0	14:51'11.419
10	12.589	28.639	43.597	46.095	2'10.920	219,1	14:53'22.339
11	21.054	33.878	1'00.673	1'07.494	3'03.099	124,4	14:56'25.438
12	17.378	33.071	54.826	55.079	2'40.354	132,8	14:59'05.792

Race Time 34'33.975

17 O. BONDAREV (2'09.472)

Lap	Seg.1	Seg.2	Seg.3	Seg.4	Lap Time	km/h	Local Time
1		28.556	1'02.845	1'02.589	2'49.413	188,8	14:27'21.230
2	16.747	52.006	1'13.846	1'13.386	3'35.985	131,9	14:30'57.215
3	23.176	45.156	59.864	1'11.536	3'19.732	106,2	14:34'16.947
4	11.878	28.414	44.807	44.373	2'09.472	203,4	14:36'26.419
5	11.655	27.833	48.800	48.368	2'16.656	231,3	14:38'43.075
6	14.087	38.992	1'02.074	1'28.540	3'23.693	160,7	14:42'06.768

Race Time 17'34.951

18 J. KOLLER

Lap	Seg.1	Seg.2	Seg.3	Seg.4	Lap Time	km/h	Local Time
1					168,5		

Race Time 7.:58".1.3

19 K. ANURAG (2'08.122)

Lap	Seg.1	Seg.2	Seg.3	Seg.4	Lap Time	km/h	Local Time
1		30.080	1'11.343	1'05.102	3'04.466	173,1	14:27'36.283
2	18.932	46.700	1'15.277	1'13.533	3'34.442	142,9	14:31'10.725
3	23.678	43.195	59.650	1'04.120	3'10.643	89,9	14:34'21.368
4	11.625	28.452	43.829	44.216	2'08.122	220,0	14:36'29.490
5	11.577	29.135	54.279	50.680	2'25.671	206,5	14:38'55.161
6	13.603	34.799	1'02.094	1'28.672	3'19.168P	180,9	14:42'14.329
7	1'08.673	40.372	43.609	43.742	3'16.396P	159,1	14:45'30.725
8	13.531	31.194	43.832	1'06.400	2'34.957	156,1	14:48'05.682
9	22.302	37.984	57.858	1'10.710	3'08.854	106,7	14:51'14.536
10	12.415	29.798	44.185	51.737	2'18.135	193,2	14:53'32.671
11	21.166	35.214	58.051	1'07.814	3'02.245	114,3	14:56'34.916
12	20.080	33.888	53.333	52.006	2'39.307	130,9	14:59'14.223

Race Time 34'42.406

22 E. FREY (2'09.193)

Lap	Seg.1	Seg.2	Seg.3	Seg.4	Lap Time	km/h	Local Time
1		29.175	1'06.200	1'04.924	2'56.668	184,6	14:27'28.485
2	15.654	52.009	1'13.487	1'12.268	3'33.418	151,0	14:31'01.903
3	23.772	45.190	59.566	1'07.908	3'16.436	95,9	14:34'18.339
4	11.528	29.357	43.697	44.611	2'09.193	198,2	14:36'27.532
5	11.595	28.052	50.348	49.089	2'19.084	225,0	14:38'46.616
6	14.351	37.475	1'01.684	1'27.488	3'20.998	150,6	14:42'07.614

23 R. FRANCO (2'05.948)

Lap	Seg.1	Seg.2	Seg.3	Seg.4	Lap Time	km/h	Local Time	
1		29.241	1'08.903	1'04.966	3'14.005	168,2	14:27'45.822	
2		22.289	43.448	1'14.448	1'15.378	3'35.563	102,6	14:31'21.385
3	23.160	42.185	1'00.197	57.559	3'03.101	75,9	14:34'24.486	
4	11.431	28.577	42.819	43.121	2'05.948	221,3	14:36'30.434	
5	11.431	28.852	56.028	50.904	2'27.215	221,8	14:38'57.649	
6	17.075	33.045	1'02.176	1'20.291	3'12.587	151,9	14:42'10.236	
7	12.425	30.008	45.735	1'01.254	2'29.422	204,9	14:44'39.658	
8	20.396	38.655	1'10.693	1'10.738	3'20.482	148,4	14:48'00.140	
9	20.807	38.750	59.145	1'14.100	3'12.802	105,0	14:51'12.942	
10	12.452	28.957	43.756	48.764	2'13.929	215,1	14:53'26.871	
11	21.973	33.948	59.254	1'07.442	3'02.617	109,6	14:56'29.488	
12	19.204	33.043	55.143	53.021	2'40.411	118,0	14:59'09.899	

Race Time 34'38.082

24 C. SOBRAL (2'08.530)

Lap	Seg.1	Seg.2	Seg.3	Seg.4	Lap Time	km/h	Local Time
1		30.442	1'10.826	1'05.315	3'03.766	192,5	14:27'35.583
2	17.452	47.945	1'15.350	1'13.482	3'34.229	152,1	14:31'09.812
3	23.161	43.902	59.591	1'04.087	3'10.741	85,6	14:34'20.553
4	11.540	28.683	44.008	44.299	2'08.530	210,9	14:36'29.083
5	11.450	27.586	51.358	50.231	2'20.625	231,8	14:38'49.708
6	14.590	35.856	1'02.833	1'24.910	3'18.189	161,4	14:42'07.897
7	13.358	29.033	47.052	1'00.772	2'30.215	223,6	14:44'38.112
8	18.706	40.277	1'09.759	1'11.344	3'20.086	155,0	14:47'58.198
9	20.250	39.159	59.175	1'15.516	3'14.100	92,2	14:51'12.298
10	12.800	28.826	46.929	50.842	2'19.397	217,3	14:53'31.695
11	21.250	35.561	58.005	1'07.287	3'02.103	109,5	14:56'33.798
12	20.010	33.584	54.099	52.355	2'40.048	124,7	14:59'13.846

Race Time 34'42.029

25 B. HARRISON (2'07.892)

Lap	Seg.1	Seg.2	Seg.3	Seg.4	Lap Time	km/h	Local Time
1		30.501	1'14.132	1'05.001	3'08.275	169,3	14:27'40.092
2	20.020	45.636	1'14.677	1'14.744	3'35.077	149,0	14:31'15.169
3	23.309	42.965	59.228	1'01.719	3'07.221	110,8	14:34'22.390
4	11.462	29.300	43.831	43.299	2'07.892	203,0	14:36'30.282
5	11.291	28.555	52.543	50.261	2'22.650	215,1	14:38'52.932
6	13.863	35.967	1'02.112	1'23.964	3'15.906	170,9	14:42'08.838
7	12.817	29.561	44.992	1'01.079	2'28.449	198,2	14:44'37.287
8	16.941	41.623	1'09.837	1'11.392	3'19.793	149,4	14:47'57.080
9	19.810	39.209	59.285	1'16.654	3'14.958	96,7	14:51'12.038

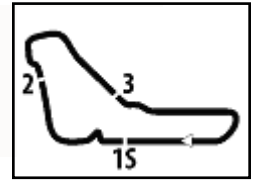
Race Time 26'40.221

27 F. SLATER (2'05.066)

Lap	Seg.1	Seg.2	Seg.3	Seg.4	Lap Time	km/h	Local Time
1		28.118	58.789	1'01.771	2'41.880	190,5	14:27'13.697
2	18.255	51.941	1'14.453	1'13.828	3'38.477	147,5	14:30'52.174
3	23.190	45.159	58.365	1'15.323	3'22.037	101,1	14:34'14.211
4	11.972	27.634	42.687	42.773	2'05.066	228,3	14:36'19.277
5	11.770	28.075	48.390	49.014	2'17.249	235,8	14:38'36.526
6	14.298	40.374	1'01.267	1'31.961	3'27.900	134,8	14:42'04.426
7	13.116	27.793	42.932	54.367	2'18.208	222,2	14:44'22.634
8	14.581	46.829	1'09.382	1'09.459	3'20.251	178,5	14:47'42.885
9	20.574	38.030	1'00.710	1'24.889	3'24.203	113,8	14:51'07.088
10	13.288	27.524	42.096	45.727	2'08.635	221,3	14:53'15.723
11	15.746	39.120	59.653	1'06.379	3'00.898	185,2	14:56'16.621
12	15.968	34.604	54.191	1'00.949	2'45.712	147,7	14:59'02.333

26/10/2024

P = Pits In/Out - C = Lap Time Cancelled



Autodromo Monza 5.793 m

ACI Racing Weekend Monza, 26-27 Ottobre 2024

Italian F4 Championship - Chronological Analysis Race 2

Start at 14:24'31.817

3 / 4

Race Time 34'30.516

28 K. KUTZKOV (2'09.217)						
Lap	Seg.1	Seg.2	Seg.3	Seg.4	Lap Time	Local Time
1		29.070	1'04.881	1'03.564	2'52.948	197,1 14:27'24.765
2	16.189	51.497	1'14.214	1'13.015	3'34.915	133,8 14:30'59.680
3	23.081	44.995	59.664	1'10.079	3'17.819	112,2 14:34'17.499
4	11.583	28.476	44.661	44.497	2'09.217	220,0 14:36'26.716
5	11.591	28.215	50.042	48.572	2'18.420	235,8 14:38'45.136
6	14.002	38.547	1'01.857	1'27.730	3'22.136	153,4 14:42'07.272
7	13.143	28.754	43.925	56.196	2'22.018	215,1 14:44'29.290
8	16.350	44.660	1'09.559	1'10.269	3'20.838	175,6 14:47'50.128
9	20.255	37.580	1'01.485	1'20.425	3'19.745	120,8 14:51'09.873
10	12.982	28.375	42.772	45.975	2'10.104	223,1 14:53'19.977
11	20.313	34.562	1'00.329	1'08.150	3'03.354	150,6 14:56'23.331
12	15.680	34.231	54.239	57.381	2'41.531	150,2 14:59'04.862

Race Time 34'33.045

29 N. BERREBY (2'07.637)						
Lap	Seg.1	Seg.2	Seg.3	Seg.4	Lap Time	Local Time
1		29.770	1'10.712	1'05.332	3'03.235	185,9 14:27'35.052
2	17.284	48.012	1'15.441	1'13.599	3'34.336	140,4 14:31'09.388
3	22.771	44.371	59.375	1'04.441	3'10.958	89,6 14:34'20.346
4	11.608	28.380	42.831	44.818	2'07.637	213,0 14:36'27.983
5	11.576	28.800	51.800	50.214	2'22.390	225,9 14:38'50.373
6	14.419	35.901	1'02.786	1'24.895	3'18.001	162,4 14:42'08.374
7	13.017	29.140	43.791	59.402	2'25.350	210,1 14:44'33.724
8	16.328	42.799	1'09.344	1'10.942	3'19.413	136,9 14:47'53.137
9	20.170	39.699	59.321	1'18.461	3'17.651	108,9 14:51'10.788
10	12.840	28.881	43.363	47.254	2'12.338	220,4 14:53'23.126
11	21.227	33.835	1'00.565	1'07.901	3'03.528	128,1 14:56'26.654
12	17.188	33.238	54.892	56.002	2'41.320	135,8 14:59'07.974

Race Time 34'36.157

31 A. BOHRA (2'04.116)						
Lap	Seg.1	Seg.2	Seg.3	Seg.4	Lap Time	Local Time
1		28.948	1'02.464	1'02.653	2'49.010	204,5 14:27'20.827
2	16.769	51.850	1'13.874	1'13.401	3'35.894	130,3 14:30'56.721
3	23.253	45.272	59.821	1'10.892	3'19.238	111,6 14:34'15.959
4	11.520	28.100	42.163	42.333	2'04.116	230,3 14:36'20.075
5	11.627	27.566	50.496	49.256	2'18.945	235,8 14:38'39.020
6	13.745	39.540	1'01.620	1'31.158	3'26.063	150,6 14:42'05.083
7	13.013	27.750	43.068	55.376	2'19.207	231,8 14:44'24.290
8	14.947	46.162	1'09.445	1'09.545	3'20.099	180,6 14:47'44.389
9	20.584	38.270	1'00.397	1'24.054	3'23.305	115,5 14:51'07.694
10	13.042	27.787	42.892	45.616	2'09.337	227,4 14:53'17.031
11	17.030	38.019	59.949	1'07.079	3'02.077	175,9 14:56'19.108
12	15.957	34.198	54.557	59.374	2'44.086	137,2 14:59'03.194

Race Time 34'31.377

33 T. STOLCERMANIS (2'06.428)						
Lap	Seg.1	Seg.2	Seg.3	Seg.4	Lap Time	Local Time
1		28.992	1'04.715	1'03.497	2'51.848	182,1 14:27'23.665
2	16.614	51.110	1'14.371	1'13.410	3'35.505	137,4 14:30'59.170
3	22.999	44.821	59.995	1'10.194	3'18.009	114,8 14:34'17.179
4	11.510	28.488	43.586	42.844	2'06.428	209,3 14:36'23.607
5	11.570	27.464	51.662	48.336	2'19.032	215,1 14:38'42.639
6	14.055	38.994	1'02.055	1'28.775	3'23.879	170,6 14:42'06.518
7	13.150	28.078	43.393	56.046	2'20.667	211,8 14:44'27.185
8	16.088	45.093	1'09.916	1'10.061	3'21.158	160,2 14:47'48.343
9	20.317	37.760	1'01.368	1'21.344	3'20.789	115,8 14:51'09.132
10	13.056	28.407	42.988	45.533	2'09.984	213,0 14:53'19.116
11	20.660	34.522	59.943	1'08.166	3'03.291	155,6 14:56'22.407
12	16.100	34.336	54.038	57.747	2'42.221	141,0 14:59'04.628

Race Time 34'32.811

35 K. DARYANANI						
Lap	Seg.1	Seg.2	Seg.3	Seg.4	Lap Time	Local Time
1						167,4
						Race Time 7:..58'.1.3

36 G. JONSSON (2'07.870)						
Lap	Seg.1	Seg.2	Seg.3	Seg.4	Lap Time	Local Time
1						
2	1'33.071	30.550	48.030	1'12.653	4'04.304P	151,3 14:31'25.334
3	25.850	38.049	1'01.474	54.100	2'59.473	105,1 14:34'24.807
4	11.484	28.688	44.244	43.454	2'07.870	195,7 14:36'32.677
5	11.590	27.735	57.500	57.670	2'34.495P	197,4 14:39'07.172
6	1'31.671	28.016	43.095	42.827	3'25.609P	185,6 14:42'32.781
7	11.957	27.169	48.392	51.250	2'18.768	226,9 14:44'51.549
8	17.029	35.447	1'10.511	1'10.636	3'13.623	136,4 14:48'05.172
9	21.827	37.459	58.239	1'11.576	3'09.101	109,6 14:51'14.273
10	12.538	29.633	43.509	50.084	2'15.764	187,2 14:53'30.037
11	21.675	34.544	59.352	1'07.260	3'02.831	113,3 14:56'32.868
12	19.751	33.809	54.151	51.872	2'39.583	127,8 14:59'12.451

Race Time 34'40.634

45 J. BEETON (2'04.562)						
Lap	Seg.1	Seg.2	Seg.3	Seg.4	Lap Time	Local Time
1						
2	18.474	51.918	1'14.155	1'13.575	3'38.122	136,9 14:30'53.269
3	23.537	44.971	58.570	1'14.499	3'21.577	103,3 14:34'14.846
4	11.653	27.655	42.459	42.795	2'04.562	233,8 14:36'19.408
5	11.614	27.832	47.607	49.077	2'16.130	236,8 14:38'35.538
6	14.649	40.651	1'01.137	1'32.284	3'28.721	131,4 14:42'04.259
7	13.186	28.073	43.484	55.956	2'20.699	227,4 14:44'24.958
8	14.758	46.090	1'09.644	1'09.408	3'19.900	180,0 14:47'44.858
9	20.733	38.226	1'00.398	1'23.782	3'23.139	113,2 14:51'07.997
10	13.031	27.616	43.008	45.016	2'08.671	226,9 14:53'16.668
11	16.229	38.490	59.794	1'06.501	3'01.014	179,1 14:56'17.682
12	16.023	34.836	54.105	1'00.265	2'45.229	139,5 14:59'02.911

Race Time 34'31.094

50 D. GOWDA						
Lap	Seg.1	Seg.2	Seg.3	Seg.4	Lap Time	Local Time
1						188,8
						Race Time 7:..58'.1.3

51 K. NAKAMURA-BERTA (2'04.561)						
Lap	Seg.1	Seg.2	Seg.3	Seg.4	Lap Time	Local Time
1						
2	18.266	51.918	1'14.124	1'13.903	3'38.211	143,0 14:30'52.727
3	23.546	44.993	58.584	1'14.556	3'21.679	100,7 14:34'14.406
4	11.712	27.800	42.569	42.480	2'04.561	231,3 14:36'18.967
5	11.915	27.574	47.469	49.037	2'15.995	231,3 14:38'34.962
6	14.597	40.799	1'01.056	1'32.478	3'28.930	136,5 14:42'03.892
7	13.413	27.852	43.704	54.314	2'19.283	222,7 14:44'23.175
8	14.791	46.757	1'09.104	1'09.599	3'20.251	177,6 14:47'43.426
9	20.678	38.075	1'00.670	1'24.691	3'24.114	111,0 14:51'07.540
10	13.216	27.769	42.603	45.182	2'08.770	224,5 14:53'16.310
11	16.012	38.651	59.797	1'06.443	3'00.903	182,7 14:56'17.213
12	16.125	34.445	54.454	1'00.418	2'45.442	141,4 14:59'02.655

Race Time 34'30.838

52 O. SAVINKOV (2'05.340)						
Lap	Seg.1	Seg.2	Seg.3	Seg.4	Lap Time	Local Time
1						
2	16.322	51.013	1'14.241	1'12.936	3'34.512	157,7 14:31'00.518
3	23.265	44.820	59.613	1'09.472	3'17.170	102,1 14:34'17.688
4	11.498	28.044	43.604	42.194	2'05.340	229,3 14:36'23.028
5	11.735	27.215	51.376	48.567	2'18.893	235,8 14:38'41.921
6	14.123	38.777	1'01.908	1'29.645	3'24.453	157,2 14:42'06.374

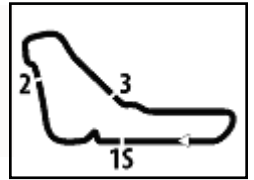
Race Time 17'34.557

26/10/2024 P = Pits In/Out - C = Lap Time Cancelled

Powered by FICr PERUGIA TIMING



6.5



ACI Racing Weekend Monza, 26-27 Ottobre 2024

Italian F4 Championship - Chronological Analysis Race 2

Autodromo Monza 5.793 m

Start at 14:24'31.817

4 / 4

58 L. BLOCK (2'09.236)								80 A. POWELL (2'08.896)								
Lap	Seg.1	Seg.2	Seg.3	Seg.4	Lap Time	km/h	Local Time	Lap	Seg.1	Seg.2	Seg.3	Seg.4	Lap Time	km/h	Local Time	
1		30.531	1'14.401	1'05.288	3'09.357	165,4	14:27'41.174	1		29.474	1'05.751	1'04.556	2'55.598	183,7	14:27'27.415	
2	20.140	45.064	1'15.380	1'15.533	3'36.117	132,0	14:31'17.291	2	15.792	51.782	1'13.729	1'12.457	3'33.760	144,0	14:31'01.175	
3	22.535	42.757	59.307	1'00.762	3'05.361	112,3	14:34'22.652	3	23.339	45.676	58.986	1'08.802	3'16.803	102,2	14:34'17.978	
4	11.530	28.949	43.979	44.778	2'09.236	206,5	14:36'31.888	4	11.508	28.445	44.399	44.544	2'08.896	202,2	14:36'26.874	
5	11.564	27.898	57.460	51.602	2'28.524	217,7	14:39'00.412	5	11.418	28.136	49.310	48.718	2'17.582	230,3	14:38'44.456	
6	17.281	33.097	1'02.192	1'18.248	3'10.818	167,4	14:42'11.230	6	13.827	38.647	1'01.710	1'28.433	3'22.617	164,9	14:42'07.073	
7	12.504	29.293	47.379	1'01.144	2'30.320	216,9	14:44'41.550	7	13.070	28.984	43.645	55.165	2'20.864	201,5	14:44'27.937	
8	20.788	38.884	1'11.187	1'09.977	3'20.836	147,9	14:48'02.386	8	16.526	44.956	1'09.536	1'10.219	3'21.237	154,3	14:47'49.174	
9	21.124	38.475	58.574	1'13.064	3'11.237	97,0	14:51'13.623	9	20.265	37.645	1'01.449	1'20.867	3'20.226	120,7	14:51'09.400	
10	12.574	29.846	43.708	51.347	2'17.475	200,0	14:53'31.098	10	12.869	29.472	43.843	46.319	2'12.503	206,5	14:53'21.903	
11	21.164	35.278	58.635	1'07.342	3'02.419	113,3	14:56'33.517	11	20.777	34.369	1'00.456	1'07.703	3'03.305	132,0	14:56'25.208	
12	19.852	33.606	54.119	52.408	2'39.985	125,0	14:59'13.502	12	17.066	32.809	55.026	55.530	2'40.431	135,0	14:59'05.639	
Race Time 34'41.685								Race Time 34'33.822								
62 E. ROBINSON (2'04.409)								86 D. VINCI (2'10.821)								
Lap	Seg.1	Seg.2	Seg.3	Seg.4	Lap Time	km/h	Local Time	Lap	Seg.1	Seg.2	Seg.3	Seg.4	Lap Time	km/h	Local Time	
1		28.958	1'03.410	1'03.774	2'51.374	190,8	14:27'23.191	1		29.679	1'10.584	1'05.092	3'11.288	181,2	14:27'43.105	
2	16.028	51.418	1'14.423	1'13.381	3'35.250	135,7	14:30'58.441	2	20.852	44.860	1'15.017	1'15.051	3'35.780	127,1	14:31'18.885	
3	22.583	45.186	59.677	1'11.176	3'18.622	110,3	14:34'17.063	3	22.713	42.777	1'00.145	59.236	3'04.871	94,7	14:34'23.756	
4	11.625	27.993	42.410	42.381	2'04.409	220,0	14:36'21.472	4	11.711	28.586	45.165	45.359	2'10.821	194,6	14:36'34.577	
5	11.548	27.445	52.138	48.680	2'19.811	218,2	14:38'41.283	5	11.494	28.243	57.045	51.724	2'28.506	213,9	14:39'03.083	
6	14.083	38.816	1'01.933	1'29.911	3'24.743	150,6	14:42'06.026	6	17.676	31.696	1'01.657	1'17.264	3'08.293	143,6	14:42'11.376	
7	13.240	27.869	42.699	56.502	2'20.310	220,4	14:44'26.336	7	12.772	31.811	46.373	1'07.345	2'38.301P	178,8	14:44'49.677	
8	15.647	45.314	1'09.620	1'09.528	3'20.109	157,9	14:47'46.445	8	58.903	28.836	44.196	1'05.002	3'16.937P	173,9	14:48'06.614	
9	20.679	37.899	1'01.235	1'22.303	3'22.116	113,1	14:51'08.561	9	22.395	38.070	57.504	1'10.349	3'08.318	103,6	14:51'14.932	
10	12.874	28.379	42.962	45.376	2'09.591	228,3	14:53'18.152	10	12.475	29.547	44.574	52.926	2'19.522	196,4	14:53'34.454	
11	19.380	36.007	59.419	1'08.024	3'02.830	163,1	14:56'20.982	11	21.113	35.036	58.470	1'07.934	3'02.553	109,3	14:56'37.007	
12	16.161	33.623	55.403	58.188	2'43.375	137,9	14:59'04.357	12	19.071	34.546	53.498	51.725	2'38.840	127,8	14:59'15.847	
Race Time 34'32.540								Race Time 34'44.030								
71 M. REHM (2'08.708)								88 L. HODENIUS (2'08.399)								
Lap	Seg.1	Seg.2	Seg.3	Seg.4	Lap Time	km/h	Local Time	Lap	Seg.1	Seg.2	Seg.3	Seg.4	Lap Time	km/h	Local Time	
1		29.309	1'10.002	1'05.176	2'59.451	186,9	14:27'31.268	1		30.952	1'12.455	1'05.668	3'06.542	173,9	14:27'38.359	
2	17.718	48.967	1'14.495	1'12.669	3'33.849	139,7	14:31'05.117	2	19.592	45.370	1'15.341	1'14.486	3'34.789	148,1	14:31'13.148	
3	22.780	45.079	1'00.020	1'05.793	3'13.672	90,4	14:34'18.789	3	22.849	43.037	59.794	1'02.935	3'08.615	88,2	14:34'21.763	
4	11.312	27.673	44.327	45.396	2'08.708	233,3	14:36'27.497	4	11.413	28.228	44.408	44.350	2'08.399	213,9	14:36'30.162	
5	11.667	28.711	51.165	50.265	2'21.808	237,9	14:38'49.305	5	11.222	29.022	54.457	51.081	2'25.782	219,5	14:38'55.944	
6	14.315	36.129	1'02.401	1'25.763	3'18.608	170,3	14:42'07.913	6	14.215	33.928	1'02.441	1'22.724	3'13.308	181,2	14:42'09.252	
7	13.057	29.858	44.123	1'00.907	2'27.945	214,7	14:44'35.858	7	12.580	29.496	47.248	1'00.837	2'30.161	197,4	14:44'39.413	
8	16.051	42.367	1'09.437	1'11.870	3'19.725	138,6	14:47'55.583	8	19.633	39.107	1'10.585	1'10.902	3'20.227	156,3	14:47'59.640	
9	19.361	39.747	59.232	1'17.374	3'15.714	106,2	14:51'11.297	9	20.368	39.222	58.892	1'14.566	3'13.048	101,4	14:51'12.688	
10	12.644	28.872	44.192	46.762	2'12.470	221,8	14:53'23.767	10	12.563	28.762	44.388	56.763	2'22.476	216,9	14:53'35.164	
11	21.334	34.138	1'00.139	1'08.072	3'03.683	138,3	14:56'27.450	11	21.645	35.872	57.103	1'07.697	3'02.317	108,0	14:56'37.481	
12	17.409	33.165	55.012	55.115	2'40.701	146,7	14:59'08.151	12	20.712	34.182	52.564	52.966	2'40.424	122,9	14:59'17.905	
Race Time 34'36.334								Race Time 34'46.088								
73 E. OLIVIERI (2'05.030)								95 A. DUNA								
Lap	Seg.1	Seg.2	Seg.3	Seg.4	Lap Time	km/h	Local Time	Lap	Seg.1	Seg.2	Seg.3	Seg.4	Lap Time	km/h	Local Time	
1		28.922	1'00.475	1'01.926	2'44.912	192,9	14:27'16.729	1							199,6	
2	18.210	52.512	1'14.031	1'13.379	3'38.132	137,4	14:30'54.861	Race Time 7.:58'.1.3								
3	23.584	44.793	59.417	1'12.778	3'20.572	111,8	14:34'15.433									
4	11.849	28.301	42.380	42.500	2'05.030	221,3	14:36'20.463									
5	11.700	27.625	50.956	48.885	2'19.166	225,5	14:38'39.629									
6	14.168	39.028	1'02.076	1'30.554	3'25.826	154,3	14:42'05.455									
7	13.276	27.593	42.776	56.692	2'20.337	226,9	14:44'25.792									
8	15.205	45.690	1'09.544	1'09.336	3'19.775	161,4	14:47'45.567									
9	20.824	38.222	1'01.081	1'22.604	3'22.731	111,7	14:51'08.298									
10	13.139	28.401	42.502	44.984	2'09.026	220,4	14:53'17.324									
11	19.059	36.675	59.487	1'07.650	3'02.871	173,1	14:56'20.195									
12	16.257	33.981	54.998	58.762	2'43.998	142,9	14:59'04.193									
Race Time 34'32.376 + 25.000Pen																
77 E. YEH (2'09.826)																
Lap	Seg.1	Seg.2	Seg.3	Seg.4	Lap Time	km/h	Local Time									

26/10/2024

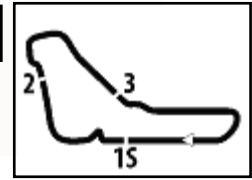
P = Pits In/Out - C = Lap Time Cancelled

Powered by FICr PERUGIA TIMING





6.6



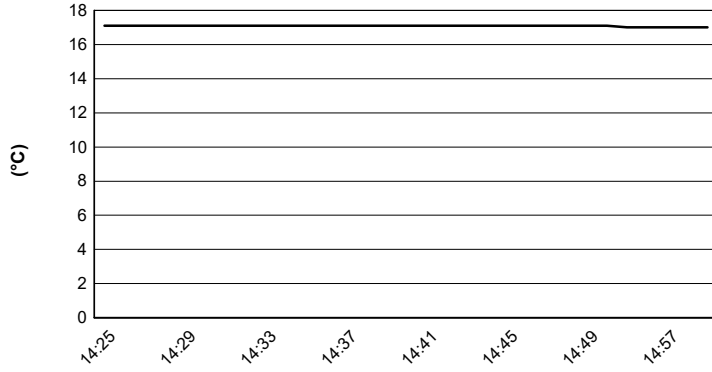
Autodromo Monza 5.793 m

ACI Racing Weekend Monza, 26-27 Ottobre 2024

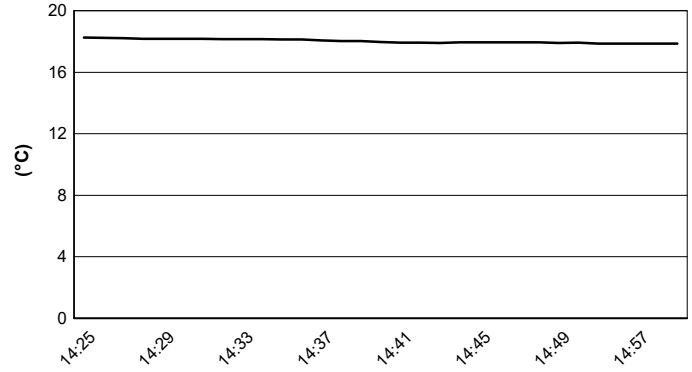
Italian F4 Championship - Weather Report Race 2

Session started 14:25 - Session ended 14:59

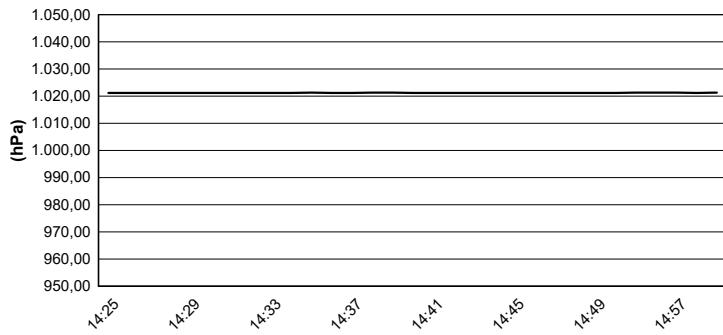
Air Temperature




Track Temperature



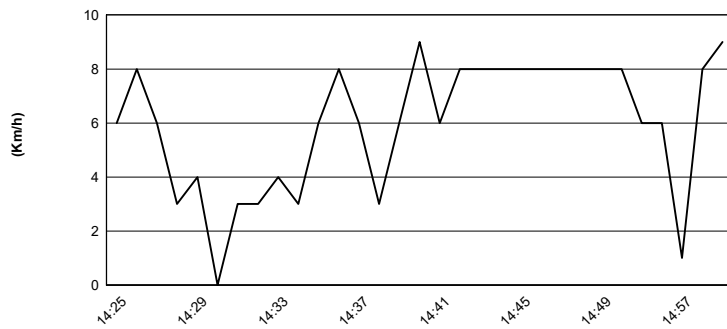
Air Pressure



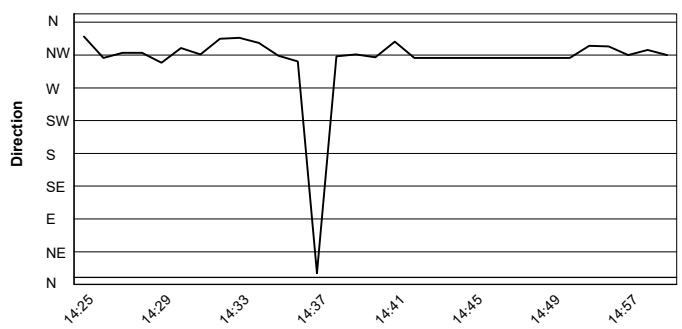
Humidity



Wind Speed



Wind Direction



26/10/2024

Powered by FICR PERUGIA TIMING




ACI Racing Weekend Monza, 26-27 Ottobre 2024
Italian F4 Championship - Starting Grid - Race 2 (Duration: 30' +1 Lap)

35	DARYANANI K. CRAM Motorsport	Tatuus	25	HARRISON B. Jenzer Motorsport	Tatuus	19
58	BLOCK L. ART Grand Prix	Tatuus	18	KOLLER J. BVM Racing	Tatuus 2'04.462	18
11	VIISOREANU L. Real Racing	Tatuus 2'03.984	86	VINCI D. Van Amersfoort Racing	Tatuus 2'02.430	17
16	LARINI D. PHM AIX Racing	Tatuus 2'01.743	19	ANURAG K. US Racing	Tatuus 2'01.734	16
29	BERREBY N. Maffi Racing	Tatuus 2'01.732	24	SOBRAL C. Jenzer Motorsport	Tatuus 2'01.519	15
88	HODENIUS L. Van Amersfoort Racing	Tatuus 2'01.015	4	BUSTAMANTE B. ART Grand Prix	Tatuus 2'00.986	14
6	YAMAKOSHI H. Van Amersfoort Racing	Tatuus 2'00.901	77	YEH E. R-ACE GP	Tatuus 2'00.419	13
95	DUNA A. Real Racing	Tatuus 2'00.894	3	POPOV M. PHM AIX Racing	Tatuus 2'00.871	12
2	SCHWARTZ H. Van Amersfoort Racing	Tatuus 2'00.860	5	MARCHIANTE M. AKM Motorsport	Tatuus 2'00.819	11
22	FREY E. Jenzer Motorsport	Tatuus 2'00.638	52	SAVINKOV O. AKM Motorsport	Tatuus 2'00.636	10
80	POWELL A. Prema Racing	Tatuus 2'00.425	28	KUTZKOV K. Maffi Racing	Tatuus 2'00.406	9
62	ROBINSON E. US Racing	Tatuus 1'59.829	71	REHM M. US Racing	Tatuus 2'00.369	8
31	BOHRA A. US Racing	Tatuus 2'00.021	17	BONDAREV O. Prema Racing	Tatuus 1'59.820	7
23	FRANCOT R. Jenzer Motorsport	Tatuus 1'59.620	33	STOLCERMANIS T. Prema Racing	Tatuus 1'59.471	6
7	SAMMALISTO L. R-ACE GP	Tatuus 1'59.470	12	PRADEL G. US Racing	Tatuus 1'59.458	5
50	GOWDA D. Prema Racing	Tatuus 1'59.403	14	AL DHAHERI R. Prema Racing	Tatuus 1'59.297	4
9	STACK E. PHM AIX Racing	Tatuus 1'59.205	73	OLIVIERI E. AKM Motorsport	Tatuus 1'58.854	3
36	JONSSON G. Van Amersfoort Racing	Tatuus 1'58.323	45	BEETON J. US Racing	Tatuus 1'58.248	2
51	NAKAMURA-BERTA K Prema Racing	Tatuus 1'57.984	27	SLATER F. Prema Racing	Tatuus 1'57.666	1

The driver n. 62 (Robinson E.) drop 2 positions per Stewards dec. n. 9

The driver n. 77 (Yeh E.) drop 4 positions per Stewards dec. n. 13

