

**Red Bull Ring**  
**Euro 4 Championship**  
**Free practice - 1**  
**Provisional Results**



Clas	Nº	Driver	Nat	Cat	Clas	Team	Nat	Vehicle	Laps	Best	Time	Gap	Interval	Km/h
1	27	Freddie Slater				Prema Racing		Tatuus F.4 T421	18	15	1:45.288			147.9
2	14	Dhaheri Rashid Al				Prema Racing		Tatuus F.4 T421	17	12	1:46.818	1.530	1.530	145.7
3	80	Alex Powell		R	1	Prema Racing		Tatuus F.4 T421	16	15	1:46.819	1.531	0.001	145.7
4	51	Kean Nakamura-Berta		R	2	Prema Racing		Tatuus F.4 T421	17	15	1:46.837	1.549	0.018	145.7
5	33	Tomass Stolcermanis		R	3	Prema Racing		Tatuus F.4 T421	16	15	1:46.944	1.656	0.107	145.6
6	50	Dion Gowda				Prema Racing		Tatuus F.4 T421	16	15	1:47.423	2.135	0.479	144.9
7	21	Ethan Ischer				Jenzer Motorsport		Tatuus F.4 T421	18	15	1:47.813	2.525	0.390	144.4
8	45	Jack Beeton				US Racing		Tatuus F.4 T421	18	13	1:48.068	2.780	0.255	144.1
9	71	Maxim Rehm		R	4	US Racing		Tatuus F.4 T421	15	14	1:48.313	3.025	0.245	143.7
10	31	Akshay Bohra				US Racing		Tatuus F.4 T421	16	8	1:48.372	3.084	0.059	143.7
11	3	Maksimilian Popov		R	5	PHM AIX Racing		Tatuus F.4 T421	15	14	1:48.621	3.333	0.249	143.3
12	36	Gustav Jonsson				Van Amersfoort Racing BV		Tatuus F.4 T421	19	15	1:48.850	3.562	0.229	143.0
13	11	Luca Viisoreanu		R	6	Real Racing		Tatuus F.4 T421	16	14	1:48.916	3.628	0.066	142.9
14	12	Gianmarco Pradel				US Racing		Tatuus F.4 T421	17	15	1:48.940	3.652	0.024	142.9
15	77	Enzo Yeh		R	7	R-ACE GP		Tatuus F.4 T421	17	16	1:48.972	3.684	0.032	142.9
16	6	Hiyu Yamakoshi				Van Amersfoort Racing BV		Tatuus F.4 T421	17	12	1:49.030	3.742	0.058	142.8
17	87	Deagen Fairclough				Hitech Pulse-Eight		Tatuus F.4 T421	17	16	1:49.075	3.787	0.045	142.7
18	84	Reza Seewooruthun		R	8	Hitech Pulse-Eight		Tatuus F.4 T421	17	15	1:49.275	3.987	0.200	142.5
19	15	Edward Robinson		R	9	US Racing		Tatuus F.4 T421	18	15	1:49.302	4.014	0.027	142.4
20	19	Kabir Anurag		R	10	US Racing		Tatuus F.4 T421	18	13	1:49.567	4.279	0.265	142.1
21	22	Enea Frey		R	11	Jenzer Motorsport		Tatuus F.4 T421	18	14	1:50.235	4.947	0.668	141.2
22	7	Luka Sammalisto		R	12	R-ACE GP		Tatuus F.4 T421	16	14	1:50.373	5.085	0.138	141.0
23	9	Everett Stack				PHM AIX Racing		Tatuus F.4 T421	15	14	1:50.579	5.291	0.206	140.8
24	55	Alvise Rodella				Van Amersfoort Racing BV		Tatuus F.4 T421	17	13	1:50.632	5.344	0.053	140.7
25	16	Davide Larini				PHM AIX Racing		Tatuus F.4 T421	14	13	1:51.032	5.744	0.400	140.2
26	88	Lin Hodenius				Van Amersfoort Racing BV		Tatuus F.4 T421	17	11	1:51.375	6.087	0.343	139.8
27	35	Kai Daryanani				Cram Motorsport Srl		Tatuus F.4 T421	17	16	1:51.589	6.301	0.214	139.5
28	8	Andrija Kostic		R	13	Van Amersfoort Racing BV		Tatuus F.4 T421	15	10	1:52.692	7.404	1.103	138.1
29	85	Thomas Bearman		R	14	Hitech Pulse-Eight		Tatuus F.4 T421	16	14	1:54.911	9.623	2.219	135.5

**\* PENALTIES**

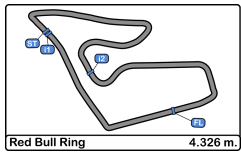
SOME LAP TIME DELETED DUE TRACK LIMITS

Published at:.....

Track Temp: **9.5 °C**    Air Temp: **5.8 °C**    Humidity: **88 %**    Track Status: **WET**

**Race Director:**

**Timekeeper:**



**Red Bull Ring**  
**Euro 4 Championship**  
**Free practice - 1**  
**Provisional Results by Category**



Rookie														
Clas	Nº	Driver	Nat	Cat	Clas	Team	Nat	Vehicle	Laps	Best	Time	Gap	Interval	Km/h
1	80	Alex Powell	GBR	R	1	Prema Racing	ITA	Tatuus F.4 T421	16	15	1:46.819			145.7
2	51	Kean Nakamura-Berta	GBR	R	2	Prema Racing	ITA	Tatuus F.4 T421	17	15	1:46.837	0.018	0.018	145.7
3	33	Tomass Stolcermanis	LVA	R	3	Prema Racing	ITA	Tatuus F.4 T421	16	15	1:46.944	0.125	0.107	145.6
4	71	Maxim Rehm	DEU	R	4	US Racing	DEU	Tatuus F.4 T421	15	14	1:48.313	1.494	1.369	143.7
5	3	Maksimilian Popov	ITA	R	5	PHM AIX Racing	DEU	Tatuus F.4 T421	15	14	1:48.621	1.802	0.308	143.3
6	11	Luca Viisoreanu	ROU	R	6	Real Racing	ROU	Tatuus F.4 T421	16	14	1:48.916	2.097	0.295	142.9
7	77	Enzo Yeh	ITA	R	7	R-ACE GP	FRA	Tatuus F.4 T421	17	16	1:48.972	2.153	0.056	142.9
8	84	Reza Seewooruthun	GBR	R	8	Hitech Pulse-Eight	GBR	Tatuus F.4 T421	17	15	1:49.275	2.456	0.303	142.5
9	15	Edward Robinson	GBR	R	9	US Racing	DEU	Tatuus F.4 T421	18	15	1:49.302	2.483	0.027	142.4
10	19	Kabir Anurag	IND	R	10	US Racing	DEU	Tatuus F.4 T421	18	13	1:49.567	2.748	0.265	142.1
11	22	Enea Frey	CHE	R	11	Jenzer Motorsport	CHE	Tatuus F.4 T421	18	14	1:50.235	3.416	0.668	141.2
12	7	Luka Sammalisto	FIN	R	12	R-ACE GP	FRA	Tatuus F.4 T421	16	14	1:50.373	3.554	0.138	141.0
13	8	Andrija Kostic	SRB	R	13	Van Amersfoort Racing BV	ITA	Tatuus F.4 T421	15	10	1:52.692	5.873	2.319	138.1
14	85	Thomas Bearman	GBR	R	14	Hitech Pulse-Eight	GBR	Tatuus F.4 T421	16	14	1:54.911	8.092	2.219	135.5
Clas	Nº	Driver	Nat	Cat	Clas	Team	Nat	Vehicle	Laps	Best	Time	Gap	Interval	Km/h
1	27	Freddie Slater	GBR			Prema Racing	ITA	Tatuus F.4 T421	18	15	1:45.288			147.9
2	14	Dhaheri Rashid Al	ARE			Prema Racing	ITA	Tatuus F.4 T421	17	12	1:46.818	1.530	1.530	145.7
3	50	Dion Gowda	GBR			Prema Racing	ITA	Tatuus F.4 T421	16	15	1:47.423	2.135	0.605	144.9
4	21	Ethan Ischer	CHE			Jenzer Motorsport	CHE	Tatuus F.4 T421	18	15	1:47.813	2.525	0.390	144.4
5	45	Jack Beeton	AUS			US Racing	DEU	Tatuus F.4 T421	18	13	1:48.068	2.780	0.255	144.1
6	31	Akshay Bohra	IND			US Racing	DEU	Tatuus F.4 T421	16	8	1:48.372	3.084	0.304	143.7
7	36	Gustav Jonsson	SWE			Van Amersfoort Racing BV	NLD	Tatuus F.4 T421	19	15	1:48.850	3.562	0.478	143.0
8	12	Gianmarco Pradel	AUS			US Racing	DEU	Tatuus F.4 T421	17	15	1:48.940	3.652	0.090	142.9
9	6	Hiyu Yamakoshi	JPN			Van Amersfoort Racing BV	NLD	Tatuus F.4 T421	17	12	1:49.030	3.742	0.090	142.8
10	87	Deagen Fairclough	GBR			Hitech Pulse-Eight	GBR	Tatuus F.4 T421	17	16	1:49.075	3.787	0.045	142.7
11	9	Everett Stack	USA			PHM AIX Racing	DEU	Tatuus F.4 T421	15	14	1:50.579	5.291	1.504	140.8
12	55	Alvise Rodella	ITA			Van Amersfoort Racing BV	NLD	Tatuus F.4 T421	17	13	1:50.632	5.344	0.053	140.7
13	16	Davide Larini	ITA			PHM AIX Racing	DEU	Tatuus F.4 T421	14	13	1:51.032	5.744	0.400	140.2
14	88	Lin Hodenius	NLD			Van Amersfoort Racing BV	NLD	Tatuus F.4 T421	17	11	1:51.375	6.087	0.343	139.8
15	35	Kai Daryanani	GBR			Cram Motorsport Srl	ITA	Tatuus F.4 T421	17	16	1:51.589	6.301	0.214	139.5

**\* PENALTIES**

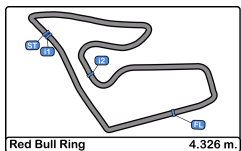
SOME LAP TIME DELETED DUE TRACK LIMITS

Published at:.....

Track Temp: **9.5 °C**    Air Temp: **5.8 °C**    Humidity: **88 %**    Track Status: **WET**

**Race Director:**

**Timekeeper:**



**Red Bull Ring**  
**Euro 4 Championship**  
**Free practice - 1**



**Provisional 2 Fastest Lap Results**

Clas	Nº	Driver	Nat	Cat	Clas	Team	Nat	Vehicle	Laps	Best	Time	Gap	Interval	Km/h
1	27	Freddie Slater				Prema Racing		Tatuus F.4 T421	18	14	1:45.314			147.9
2	14	Dhaheeri Rashid Al				Prema Racing		Tatuus F.4 T421	17	11	1:47.044	1.730	1.730	145.7
3	80	Alex Powell		R	1	Prema Racing		Tatuus F.4 T421	16	13	1:47.527	2.213	0.483	145.7
4	51	Kean Nakamura-Berta		R	2	Prema Racing		Tatuus F.4 T421	17	16	1:47.514	2.200		145.7
5	33	Tomass Stolcermanis		R	3	Prema Racing		Tatuus F.4 T421	16	12	1:47.144	1.830		145.6
6	50	Dion Gowda				Prema Racing		Tatuus F.4 T421	16	13	1:47.876	2.562	0.732	144.9
7	21	Ethan Ischer				Jenzer Motorsport		Tatuus F.4 T421	18	12	1:48.854	3.540	0.978	144.4
8	45	Jack Beeton				US Racing		Tatuus F.4 T421	18	17	1:48.542	3.228		144.1
9	71	Maxim Rehm		R	4	US Racing		Tatuus F.4 T421	15	13	1:49.250	3.936	0.708	143.7
10	31	Akshay Bohra				US Racing		Tatuus F.4 T421	16	9	1:48.396	3.082		143.7
11	3	Maksimilian Popov		R	5	PHM AIX Racing		Tatuus F.4 T421	15	6	1:49.809	4.495	1.413	143.3
12	36	Gustav Jonsson				Van Amersfoort Racing BV		Tatuus F.4 T421	19	13	1:48.945	3.631		143.0
13	11	Luca Viisoreanu		R	6	Real Racing		Tatuus F.4 T421	16	8	1:49.229	3.915	0.284	142.9
14	12	Gianmarco Pradel				US Racing		Tatuus F.4 T421	17	16	1:48.989	3.675		142.9
15	77	Enzo Yeh		R	7	R-ACE GP		Tatuus F.4 T421	17	15	1:49.364	4.050	0.375	142.9
16	6	Hiyu Yamakoshi				Van Amersfoort Racing BV		Tatuus F.4 T421	17	16	1:49.056	3.742		142.8
17	87	Deagen Fairclough				Hitech Pulse-Eight		Tatuus F.4 T421	17	9	1:49.174	3.860	0.118	142.7
18	84	Reza Seewooruthun		R	8	Hitech Pulse-Eight		Tatuus F.4 T421	17	14	1:49.481	4.167	0.307	142.5
19	15	Edward Robinson		R	9	US Racing		Tatuus F.4 T421	18	17	1:49.491	4.177	0.010	142.4
20	19	Kabir Anurag		R	10	US Racing		Tatuus F.4 T421	18	10	1:49.813	4.499	0.322	142.1
21	22	Enea Frey		R	11	Jenzer Motorsport		Tatuus F.4 T421	18	16	1:50.644	5.330	0.831	141.2
22	7	Luka Sammalisto		R	12	R-ACE GP		Tatuus F.4 T421	16	13	1:50.385	5.071		141.0
23	9	Everett Stack				PHM AIX Racing		Tatuus F.4 T421	15	13	1:51.176	5.862	0.791	140.8
24	55	Alvise Rodella				Van Amersfoort Racing BV		Tatuus F.4 T421	17	14	1:51.424	6.110	0.248	140.7
25	16	Davide Larini				PHM AIX Racing		Tatuus F.4 T421	14	7	1:51.395	6.081		140.2
26	88	Lin Hodenius				Van Amersfoort Racing BV		Tatuus F.4 T421	17	15	1:51.674	6.360	0.279	139.8
27	35	Kai Daryanani				Cram Motorsport Srl		Tatuus F.4 T421	17	15	1:51.768	6.454	0.094	139.5
28	8	Andrija Kostic		R	13	Van Amersfoort Racing BV		Tatuus F.4 T421	15	9	1:52.789	7.475	1.021	138.1
29	85	Thomas Bearman		R	14	Hitech Pulse-Eight		Tatuus F.4 T421	16	10	1:55.613	10.299	2.824	135.5

**\* PENALTIES**

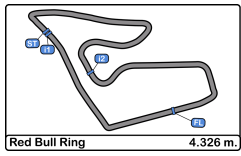
SOME LAP TIME DELETED DUE TRACK LIMITS

Published at:.....

Track Temp: **9.5 °C**    Air Temp: **5.8 °C**    Humidity: **88 %**    Track Status: **WET**

**Race Director:**

**Timekeeper:**



**Red Bull Ring**  
**Euro 4 Championship**  
**Free practice - 1**  
**Lap Analysis**



**3** Maksimilian Popov Tatuus F.4 T421

Rookie

PHM AIX Racing

Lap D	Time	Sector 1	Sector 2	Sector 3	T. Spd	Elapsed
1	9:03:02.167 P	9:01:19.351	53.599	49.217	163.6	9:03:02.167
2	5:16.408	3:47.420	52.618	36.370	188.1	9:08:18.575
3	1:52.947	27.978	49.847	35.122	198.8	9:10:11.522
4	<del>1:56.323</del>	29.004	49.853	37.466	187.8	9:12:07.845
5	3:25.563	1:19.088	1:30.867	35.608	54.9	9:15:33.408
6	1:49.809	27.218	48.570	34.021	199.6	9:17:23.217
7	1:49.891	<b>26.644</b>	48.484	34.763	200.3	9:19:13.108
8	1:50.399	26.932	48.564	34.903	199.6	9:21:03.507
9	2:01.344 P	26.980	49.277	45.087	201.1	9:23:04.851
10	<del>6:42.349</del>	5:18.057	49.536	34.756	200.0	9:29:47.200
11	1:50.466	27.707	48.175	34.584	200.3	9:31:37.666
12	1:51.240	27.884	49.186	34.170	183.0	9:33:28.906
13	<del>1:49.328</del>	27.141	48.140	34.047	201.1	9:35:18.234
14	<b>1:48.621</b>	26.656	<b>48.019</b>	<b>33.946</b>	202.6	9:37:06.855
15	2:01.217 P	26.881	48.167	46.169	201.8	9:39:08.072

**6** Hiyu Yamakoshi Tatuus F.4 T421

Van Amersfoort Racing BV

Lap D	Time	Sector 1	Sector 2	Sector 3	T. Spd	Elapsed
1	9:03:56.318 P	9:02:14.980	56.108	45.230	157.6	9:03:56.318
2	3:59.303	2:27.679	54.005	37.619	176.1	9:07:55.621
3	1:55.973	28.739	51.273	35.961	199.2	9:09:51.594
4	1:53.820	27.818	50.017	35.985	201.8	9:11:45.414
5	3:28.582	51.136	1:57.376	40.070	54.7	9:15:13.996
6	1:52.975	27.544	49.744	35.687	200.0	9:17:06.971
7	1:51.896	27.883	48.865	35.148	201.8	9:18:58.867
8	1:50.723	27.192	49.001	34.530	202.2	9:20:49.590
9	1:50.805	27.087	49.015	34.703	202.6	9:22:40.395
10	1:49.710	26.980	48.539	34.191	202.2	9:24:30.105
11	1:49.152	26.786	48.144	34.222	201.8	9:26:19.257
12	<b>1:49.030</b>	<b>26.675</b>	48.295	34.060	203.0	9:28:08.287
13	2:06.923 P	26.862	49.471	50.590	203.3	9:30:15.210
14	3:44.198	2:14.424	55.077	34.697	192.1	9:33:59.408
15	1:49.235	26.710	48.469	<b>34.056</b>	203.7	9:35:48.643
16	1:49.056	26.721	<b>48.084</b>	34.251	203.3	9:37:37.699
17	2:06.996 P	27.403	50.238	49.355	194.5	9:39:44.695

**7** Luka Sammalisto Tatuus F.4 T421

Rookie

R-ACE GP

Lap D	Time	Sector 1	Sector 2	Sector 3	T. Spd	Elapsed
1	9:02:41.948 P	9:00:55.763	54.868	51.317	148.7	9:02:41.948
2	3:05.974	1:38.668	51.549	35.757	175.3	9:05:47.922
3	1:52.746	27.359	50.608	34.779	185.8	9:07:40.668
4	1:52.159	27.288	50.214	34.657	197.0	9:09:32.827
5	1:51.107	<b>27.017</b>	49.723	34.367	202.2	9:11:23.934
6	3:12.733 P	27.036	1:22.022	1:23.675	201.1	9:14:36.667
7	6:16.036	4:46.138	53.566	36.332	174.4	9:20:52.703
8	2:11.879	28.754	1:05.408	37.717	181.8	9:23:04.582
9	1:55.185	29.183	50.872	35.130	182.7	9:24:59.767
10	1:52.218	27.371	50.344	34.503	200.0	9:26:51.985
11	1:56.822 P	27.248	49.620	39.954	200.3	9:28:48.807
12	3:45.279	2:16.182	53.954	35.143	174.1	9:32:34.086
13	1:50.385	27.144	49.048	34.193	203.3	9:34:24.471
14	<b>1:50.373</b>	27.294	<b>48.938</b>	<b>34.141</b>	202.6	9:36:14.844
15	1:51.617	27.109	49.449	35.059	191.8	9:38:06.461
16	2:06.305 P	28.966	51.995	45.344	200.3	9:40:12.766

**8** Andrija Kostic Tatuus F.4 T421

Rookie

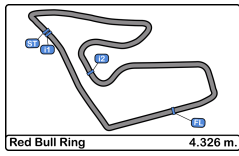
Van Amersfoort Racing BV

Lap D	Time	Sector 1	Sector 2	Sector 3	T. Spd	Elapsed
1	9:02:38.512 P	9:00:51.652	56.588	50.272	147.1	9:02:38.512
2	4:21.113	2:51.604	52.218	37.291	187.1	9:06:59.625
3	2:04.609	28.987	57.770	37.852	195.6	9:09:04.234
4	5:54.064 P	27.936	51.043	4:35.085	201.1	9:14:58.298
5	5:47.858	4:17.487	52.986	37.385	181.5	9:20:46.156
6	1:55.348	28.080	50.754	36.514	197.8	9:22:41.504
7	1:53.595	27.752	50.001	35.842	199.6	9:24:35.099
8	1:53.142	28.024	49.950	<b>35.168</b>	200.3	9:26:28.241
9	1:52.789	<b>27.486</b>	49.884	35.419	200.7	9:28:21.030
10	<b>1:52.692</b>	27.566	49.865	35.261	199.2	9:30:13.722
11	2:19.877	28.089	1:12.864	38.924	201.1	9:32:33.599
12	1:53.289	28.039	50.038	35.212	197.0	9:34:26.888
13	1:53.799	27.620	50.831	35.348	200.0	9:36:20.687
14	2:07.293	27.607	1:03.921	35.765	201.1	9:38:27.980
15	2:06.743 P	27.508	<b>49.477</b>	49.758	200.0	9:40:34.723

**9** Everett Stack Tatuus F.4 T421

PHM AIX Racing

Lap D	Time	Sector 1	Sector 2	Sector 3	T. Spd	Elapsed
1	9:03:06.760 P	9:01:21.736	57.260	47.764	163.3	9:03:06.760
2	5:17.014	3:47.623	53.116	36.275	192.1	9:08:23.774
3	2:12.913	27.838	1:04.912	40.163	197.4	9:10:36.687
4	<del>2:31.986</del>	27.614	51.511	1:12.861	198.5	9:13:08.673
5	2:55.723	1:24.760	54.077	36.886	76.8	9:16:04.396
6	1:55.718	27.722	51.795	36.201	196.3	9:18:00.114
7	1:53.294	27.835	50.057	35.402	198.8	9:19:53.408
8	1:51.895	27.229	49.500	35.166	199.2	9:21:45.303
9	2:02.092 P	28.147	50.494	43.451	187.8	9:23:47.395
10	6:02.642	4:36.894	50.582	35.166	197.8	9:29:50.037
11	1:52.926	28.077	50.139	34.710	200.3	9:31:42.963
12	1:51.916	27.242	49.933	34.741	200.7	9:33:34.879
13	1:51.176	27.403	49.213	34.560	200.3	9:35:26.055
14	<b>1:50.579</b>	27.060	49.141	<b>34.378</b>	201.1	9:37:16.634
15	2:02.164 P	<b>27.031</b>	<b>48.623</b>	46.510	200.3	9:39:18.798



**Red Bull Ring**  
**Euro 4 Championship**  
**Free practice - 1**  
**Lap Analysis**



**11**

Luca Viisoreanu

Tatuus F.4 T421

Rookie

Real Racing

Lap D	Time	Sector 1	Sector 2	Sector 3	T. Spd	Elapsed
1	9:02:47.342	9:01:14.190	55.495	37.657	169.0	9:02:47.342
2	1:58.492	29.261	52.452	36.779	186.5	9:04:45.834
3	1:56.576	28.934	51.960	35.682	188.1	9:06:42.410
4	1:55.950	29.088	51.306	35.556	178.8	9:08:38.360
5	2:04.267 P	28.635	51.100	44.532	180.6	9:10:42.627
6	7:53.490	6:28.448	49.504	35.538	199.6	9:18:36.117
7	1:50.285	27.513	48.584	34.188	200.3	9:20:26.402
8	1:49.229	27.135	48.289	33.805	202.2	9:22:15.631
9	1:51.606	28.114	49.149	34.343	198.5	9:24:07.237
10	1:59.208 P	27.379	50.116	41.713	198.1	9:26:06.445
11	3:34.354	2:10.311	49.896	34.147	176.7	9:29:40.799
12	1:49.667	27.218	48.668	33.781	202.6	9:31:30.466
13	2:08.035	27.068	1:04.002	36.965	201.4	9:33:38.501
14	1:48.916	26.718	48.173	34.025	202.6	9:35:27.417
15	1:49.590	27.040	48.483	34.067	201.8	9:37:17.007
16	2:04.604 P	27.413	50.103	47.088	184.9	9:39:21.611

**12**

Gianmarco Pradel

Tatuus F.4 T421

US Racing

Lap D	Time	Sector 1	Sector 2	Sector 3	T. Spd	Elapsed
1	9:03:09.345 P	9:01:26.530	54.187	48.628	161.6	9:03:09.345
2	5:49.071	4:22.183	51.645	35.243	169.5	9:08:58.416
3	1:51.538	27.558	49.441	34.539	199.6	9:10:49.954
4	<del>3:10.417</del>	30.279	1:11.720	1:28.418	170.8	9:14:00.371
5	2:13.914	49.021	49.616	35.277	196.7	9:16:14.285
6	1:50.902	27.871	48.955	34.076	197.8	9:18:05.187
7	1:50.484	27.947	48.643	33.894	164.3	9:19:55.671
8	1:49.965	27.528	48.069	34.368	199.6	9:21:45.636
9	2:14.127	27.611	1:11.728	34.788	198.1	9:23:59.763
10	1:49.885	27.275	48.568	34.042	201.1	9:25:49.648
11	1:49.440	27.049	48.277	34.114	201.4	9:27:39.088
12	<del>1:53.125</del>	26.857	51.818	34.450	201.4	9:29:32.213
13	1:49.525	26.793	48.623	34.109	203.3	9:31:21.738
14	1:49.833	26.736	48.896	34.201	202.2	9:33:11.571
15	1:48.940	26.791	48.047	34.102	201.4	9:35:00.511
16	1:48.989	27.044	48.086	33.859	199.6	9:36:49.500
17	1:57.783 P	26.807	49.918	41.058	203.0	9:38:47.283

**14**

Dhaheri Rashid Al

Tatuus F.4 T421

Prema Racing

Lap D	Time	Sector 1	Sector 2	Sector 3	T. Spd	Elapsed
1	9:02:31.564 P	9:00:52.197	53.103	46.264	161.1	9:02:31.564
2	4:21.462	2:52.053	52.839	36.570	163.1	9:06:53.026
3	1:54.737	27.562	51.940	35.235	180.9	9:08:47.763
4	1:52.220	27.103	50.331	34.786	198.5	9:10:39.983
5	<del>2:35.177</del>	27.005	49.371	1:18.801	200.7	9:13:15.160
6	2:44.598	1:18.979	51.223	34.396	89.6	9:15:59.758
7	1:50.273	27.032	48.827	34.414	203.3	9:17:50.031
8	1:56.395 P	26.556	49.040	40.799	201.1	9:19:46.426
9	5:44.164	4:21.414	48.970	33.780	201.4	9:25:30.590
10	1:47.785	26.809	47.786	33.190	206.1	9:27:18.375
11	1:47.044	26.487	47.256	33.301	206.1	9:29:05.419
12	1:46.818	26.334	47.292	33.192	207.2	9:30:52.237
13	1:48.240	26.459	48.364	33.417	207.6	9:32:40.477
14	1:47.248	26.515	47.388	33.345	206.1	9:34:27.725
15	1:47.709	26.690	47.718	33.301	206.1	9:36:15.434
16	1:47.359	26.522	47.446	33.391	204.5	9:38:02.793
17	2:00.846 P	26.367	48.099	46.380	204.5	9:40:03.639

**15**

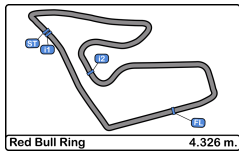
Edward Robinson

Tatuus F.4 T421

Rookie

US Racing

Lap D	Time	Sector 1	Sector 2	Sector 3	T. Spd	Elapsed
1	9:02:28.215 P	9:00:48.794	53.874	45.547	163.1	9:02:28.215
2	4:50.253	3:22.091	51.913	36.249	171.9	9:07:18.468
3	1:53.789	27.791	50.399	35.599	198.8	9:09:12.257
4	2:08.181	27.436		2:43.780	202.6	9:11:20.438
5	3:14.227 P	27.322	1:20.253	1:26.652	201.4	9:14:34.665
6	2:35.433	1:00.710	57.959	36.764	151.0	9:17:10.098
7	1:51.818	27.208	49.594	35.016	203.3	9:19:01.916
8	1:50.906	27.083	49.053	34.770	203.7	9:20:52.822
9	1:50.687	27.116	49.051	34.520	201.8	9:22:43.509
10	1:51.539	27.164	49.267	35.108	202.6	9:24:35.048
11	1:49.947	27.126	48.646	34.175	202.2	9:26:24.995
12	1:50.691	27.051	49.101	34.539	202.2	9:28:15.686
13	1:49.606	26.931	48.688	33.987	202.2	9:30:05.292
14	1:49.631	26.786	48.696	34.149	204.5	9:31:54.923
15	1:49.302	26.987	48.478	33.837	203.3	9:33:44.225
16	1:50.581	27.080	48.514	34.987	203.0	9:35:34.806
17	1:49.491	26.768	48.753	33.970	202.6	9:37:24.297
18	2:03.527 P	27.598	49.000	46.929	202.6	9:39:27.824



**Red Bull Ring**  
**Euro 4 Championship**  
**Free practice - 1**  
**Lap Analysis**



**16**

Davide Larini

Tatuus F.4 T421

**21**

Ethan Ischer

Tatuus F.4 T421

PHM AIX Racing

Jenzer Motorsport

Lap	D	Time	Sector 1	Sector 2	Sector 3	T. Spd	Elapsed	Lap	D	Time	Sector 1	Sector 2	Sector 3	T. Spd	Elapsed
1		9:03:04.360 P	9:01:19.993	56.276	48.091	148.5	9:03:04.360	1		9:02:50.080	9:01:17.165	55.061	37.854	165.3	9:02:50.080
2		5:13.385	3:43.625	53.465	36.295	185.2	9:08:17.745	2		1:56.805	29.005	51.473	36.327	190.1	9:04:46.885
3		1:59.795	30.430	53.927	35.438	141.7	9:10:17.540	3		1:53.740	28.195	50.616	34.929	189.1	9:06:40.625
4		<del>4:56.625</del>	27.389	49.658	39.578	199.6	9:12:14.165	4		1:52.572	27.840	49.809	34.923	203.0	9:08:33.197
5		3:23.045	1:18.567	1:29.042	35.436	52.8	9:15:37.210	5		1:50.348	27.102	49.084	34.162	204.1	9:10:23.545
6		1:52.060	27.486	49.899	34.675	198.5	9:17:29.270	6		<del>2:03.494</del>	26.677	48.799	48.015	205.3	9:12:27.036
7		1:51.395	27.445	49.431	34.519	199.2	9:19:20.665	7		3:12.289	1:18.343	1:19.397	34.549	51.5	9:15:39.325
8		1:52.032	27.102	50.159	34.771	200.3	9:21:12.697	8		1:50.733	27.025	48.886	34.822	204.1	9:17:30.058
9		2:02.660 P	27.264	52.311	43.085	199.6	9:23:15.357	9		1:51.465	27.089	49.462	34.914	203.7	9:19:21.523
10		7:03.043	5:34.250	53.534	35.259	187.5	9:30:18.400	10		2:16.133 P	27.406	1:07.758	40.969	204.1	9:21:37.656
11		1:51.923	27.178	49.866	34.879	203.3	9:32:10.323	11		5:07.589	3:43.626	49.384	34.579	201.1	9:26:45.245
12		1:52.704	29.414	48.964	34.326	198.8	9:34:03.027	12		1:48.854	26.623	48.523	33.708	203.7	9:28:34.099
13		1:51.032	27.107	49.620	34.305	199.6	9:35:54.059	13		1:49.331	26.720	48.545	34.066	205.3	9:30:23.430
14		2:21.540 P	26.967		2:55.845	201.8	9:38:15.599	14		1:52.909	26.619	52.518	33.772	204.9	9:32:16.339

**19**

Kabir Anurag

Tatuus F.4 T421

Rookie

US Racing

Lap	D	Time	Sector 1	Sector 2	Sector 3	T. Spd	Elapsed
1		9:02:24.601 P	9:00:47.502	52.826	44.273	164.8	9:02:24.601
2		5:48.535	4:20.111	53.023	35.401	179.7	9:08:13.136
3		1:52.506	27.608	50.041	34.857	196.3	9:10:05.642
4		1:51.741	27.131	49.408	35.202	200.7	9:11:57.383
5		3:25.599	53.568	1:54.526	37.505	61.9	9:15:22.982
6		1:50.589	27.147	49.106	34.336	199.6	9:17:13.571
7		1:50.309	26.954	49.014	34.341	201.8	9:19:03.880
8		2:02.867 P	27.229	48.750	46.888	201.1	9:21:06.747
9		2:21.269	57.355	49.321	34.593	199.2	9:23:28.016
10		1:49.813	26.902	48.782	34.129	201.4	9:25:17.829
11		1:50.152	26.733	49.156	34.263	202.2	9:27:07.981
12		1:49.861	26.938	48.653	34.270	200.7	9:28:57.842
13		1:49.567	26.850	48.667	34.050	202.6	9:30:47.409
14		2:04.177	27.539	59.269	37.369	202.6	9:32:51.586
15		1:50.905	27.490	48.709	34.706	201.4	9:34:42.491
16		1:50.759	27.046	49.722	33.991	192.8	9:36:33.250
17		1:50.543	27.139	49.263	34.141	201.1	9:38:23.793
18		2:07.524 P	26.960	49.400	51.164	201.8	9:40:31.317

**22**

Enea Frey

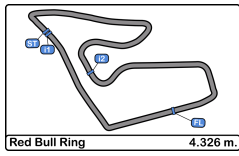
Tatuus F.4 T421

Rookie

Jenzer Motorsport

Lap	D	Time	Sector 1	Sector 2	Sector 3	T. Spd	Elapsed
1		9:02:58.458	9:01:23.373	56.529	38.556	151.6	9:02:58.458
2		1:56.607	29.752	50.478	36.377	194.2	9:04:55.065
3		1:57.610	28.273	52.677	36.660	161.4	9:06:52.675
4		1:54.101	27.784	50.766	35.551	175.6	9:08:46.776
5		1:55.292	28.029	50.139	37.124	202.6	9:10:42.068
6		<del>2:38.952</del>	26.857	50.552	1:21.543	193.8	9:13:21.020
7		2:45.523	1:17.194	53.186	35.143	126.3	9:16:06.543
8		2:19.051	51.739	51.365	35.947	164.3	9:18:25.594
9		1:51.952	27.332	49.800	34.820	179.1	9:20:17.546
10		1:53.677	27.557	51.111	35.009	186.5	9:22:11.223
11		2:03.231 P	27.277	50.662	45.292	175.8	9:24:14.454
12		4:40.119	3:00.742	49.819	49.558	198.8	9:28:54.573
13		1:50.999	27.289	49.344	34.366	204.9	9:30:45.572
14		1:50.235	26.861	48.927	34.447	202.6	9:32:35.807
15		1:51.272	26.722	49.806	34.744	191.4	9:34:27.079
16		1:50.644	26.819	49.705	34.120	202.6	9:36:17.723
17		<del>4:50.140</del>	27.057	48.907	34.146	204.1	9:38:07.833
18		3:15.895 P	26.748	1:58.206	50.941	204.5	9:41:23.728





**Red Bull Ring**  
**Euro 4 Championship**  
**Free practice - 1**  
**Lap Analysis**



**27**

Freddie Slater

Tatuus F.4 T421

**33**

Tomass Stolcermanis

Tatuus F.4 T421

Prema Racing

Rookie

Prema Racing

Lap D	Time	Sector 1	Sector 2	Sector 3	T. Spd	Elapsed	Lap D	Time	Sector 1	Sector 2	Sector 3	T. Spd	Elapsed
1	9:02:36.072 P	9:00:57.871	51.533	46.668	178.5	9:02:36.072	1	9:02:44.170 P	9:01:01.709	52.250	50.211	184.6	9:02:44.170
2	4:01.224	2:37.183	49.949	34.092	194.5	9:06:37.296	2	3:58.600	2:31.573	51.412	35.615	186.2	9:06:42.770
3	1:48.540	26.815	48.063	33.662	205.7	9:08:25.836	3	1:52.065	27.863	49.643	34.559	194.5	9:08:34.835
4	1:47.592	26.379	47.752	33.461	206.1	9:10:13.428	4	1:50.081	27.389	48.756	33.936	199.2	9:10:24.916
5	1:46.680	26.172	47.368	33.140	206.5	9:12:00.108	5	<del>2:03.774</del>	27.115	48.225	48.431	201.8	9:12:28.687
6	3:20.215	1:05.097	1:40.852	34.266	54.9	9:15:20.323	6	3:27.804	1:18.243	1:35.041	34.520	50.6	9:15:56.491
7	1:46.943	26.266	47.209	33.468	205.3	9:17:07.266	7	1:49.610	27.050	48.756	33.804	201.4	9:17:46.101
8	1:52.253 P	25.958	47.117	39.178	205.7	9:18:59.519	8	1:54.495 P	26.995	48.115	39.385	200.0	9:19:40.596
9	5:07.912	3:46.131	48.307	33.474	203.3	9:24:07.431	9	4:44.852	3:11.311	1:00.004	33.537	200.3	9:24:25.448
10	1:48.030	26.731	47.655	33.644	206.5	9:25:55.461	10	1:48.228	26.582	48.302	33.344	201.4	9:26:13.676
11	1:46.947	26.155	47.823	32.969	207.6	9:27:42.408	11	<del>1:49.605</del>	26.901	48.977	33.727	202.6	9:28:03.281
12	1:45.555	26.095	46.493	32.967	205.7	9:29:27.963	12	1:47.144	<b>26.404</b>	47.391	33.349	201.8	9:29:50.425
13	1:45.713	25.943	46.818	32.952	206.1	9:31:13.676	13	1:47.553	27.069	47.216	33.268	203.3	9:31:37.978
14	1:45.314	25.838	46.583	32.893	206.8	9:32:58.990	14	<del>1:47.658</del>	27.010	47.518	<b>33.130</b>	201.1	9:33:25.636
15	<b>1:45.288</b>	25.943	<b>46.337</b>	33.008	207.6	9:34:44.278	15	<b>1:46.944</b>	26.416	<b>47.023</b>	33.505	202.2	9:35:12.580
16	1:46.171	26.102	47.263	<b>32.806</b>	207.2	9:36:30.449	16	2:27.735 P	26.571		3:01.240	203.3	9:37:40.315
17	1:46.185	<b>25.796</b>	46.528	33.861	208.8	9:38:16.634							
18	2:01.772 P	25.844	46.670	49.258	208.8	9:40:18.406							

**35**

Kai Daryanani

Tatuus F.4 T421

Cram Motorsport Srl

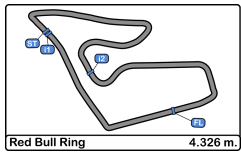
**31**

Akshay Bohra

Tatuus F.4 T421

US Racing

Lap D	Time	Sector 1	Sector 2	Sector 3	T. Spd	Elapsed	Lap D	Time	Sector 1	Sector 2	Sector 3	T. Spd	Elapsed
1	9:02:13.612 P	9:00:34.783	52.995	45.834	176.7	9:02:13.612	1	9:03:05.391	9:01:32.621	54.675	38.095	176.1	9:03:05.391
2	4:31.152	3:04.933	50.987	35.232	194.5	9:06:44.764	2	1:58.115	29.442	52.458	36.215	192.8	9:05:03.506
3	1:52.191	27.234	50.062	34.895	178.5	9:08:36.955	3	1:55.436	28.237	50.820	36.379	195.2	9:06:58.942
4	1:50.284	26.802	49.046	34.436	203.7	9:10:27.239	4	1:54.775	27.602	51.398	35.775	200.7	9:08:53.717
5	<del>2:04.129</del>	26.654	48.478	48.997	203.7	9:12:31.368	5	1:53.654	27.411	50.719	35.524	203.0	9:10:47.371
6	3:15.916	1:24.494	1:14.267	37.155	47.7	9:15:47.284	6	<del>2:40.555</del>	<b>27.049</b>	50.163	1:23.343	202.2	9:13:27.926
7	1:49.209	26.743	48.169	34.297	201.1	9:17:36.493	7	2:51.160 P	1:13.295	51.153	46.712	143.8	9:16:19.086
8	<b>1:48.372</b>	<b>26.418</b>	48.060	33.894	203.0	9:19:24.865	8	5:50.656	4:23.907	51.230	35.519	196.7	9:22:09.742
9	1:48.396	26.439	47.981	33.976	203.0	9:21:13.261	9	1:54.836	27.984	50.703	36.149	198.1	9:24:04.578
10	1:58.095 P	26.673	48.003	43.419	201.8	9:23:11.356	10	<del>2:07.884</del>	27.478		2:44.033	200.7	9:26:12.462
11	5:21.785	3:53.430	54.141	34.214	167.7	9:28:33.141	11	1:53.673	27.270	51.268	35.135	201.4	9:28:06.135
12	1:49.496	26.759	48.848	<b>33.889</b>	203.3	9:30:22.637	12	2:03.288	27.696	59.285	36.307	200.3	9:30:09.423
13	2:07.817	26.477		2:41.706	204.1	9:32:30.454	13	1:52.578	27.611	50.183	34.784	200.0	9:32:02.001
14	1:49.279	27.023	48.317	33.939	201.1	9:34:19.733	14	1:52.102	27.192	49.918	34.992	201.4	9:33:54.103
15	1:48.750	26.541	<b>47.896</b>	34.313	203.3	9:36:08.483	15	1:51.768	27.210	<b>49.588</b>	34.970	201.8	9:35:45.871
16	1:59.292 P	26.646	48.427	44.219	203.3	9:38:07.775	16	<b>1:51.589</b>	27.288	49.687	<b>34.614</b>	200.7	9:37:37.460
17							17	2:05.913 P	27.246	49.824	48.843	199.6	9:39:43.373



**Red Bull Ring**  
**Euro 4 Championship**  
 Free practice - 1  
**Lap Analysis**



**36**

Gustav Jonsson

Tatuus F.4 T421

**50**

Dion Gowda

Tatuus F.4 T421

Van Amersfoort Racing BV

Prema Racing

Lap D	Time	Sector 1	Sector 2	Sector 3	T. Spd	Elapsed	Lap D	Time	Sector 1	Sector 2	Sector 3	T. Spd	Elapsed		
1	9:03:49.552 P	9:02:09.134	56.112	44.306	169.2	9:03:49.552	1	9:02:49.214 P	9:01:05.087	52.877	51.250	173.9	9:02:49.214		
2	3:49.586	2:20.979	53.295	35.312	166.1	9:07:39.138	2	4:42.760	3:17.828	50.536	34.396	193.2	9:07:31.974		
3	1:52.229	27.698	50.406	34.125	201.8	9:09:31.367	3	1:50.993	27.180	49.532	34.281	201.4	9:09:22.967		
4	1:56.089	30.537	50.035	35.517	182.4	9:11:27.456	4	1:49.823	27.095	48.862	33.866	200.3	9:11:12.790		
5	3:17.678	27.371	1:41.508	1:08.799	200.7	9:14:45.134	5	<del>3:47.060</del>	26.831	1:19.533	1:30.696	200.0	9:14:29.850		
6	1:52.158	28.015	49.978	34.165	196.3	9:16:37.292	6	1:55.834	32.690	48.922	34.222	198.1	9:16:25.684		
7	1:50.351	27.063	48.872	34.416	201.1	9:18:27.643	7	1:49.294	27.156	47.950	34.188	199.2	9:18:14.978		
8	1:50.399	27.058	48.968	34.373	201.1	9:20:18.042	8	1:55.667 P	26.641	48.718	40.308	201.4	9:20:10.645		
9	1:51.801	27.193	49.987	34.621	188.1	9:22:09.843	9	5:04.571	3:37.549	53.171	33.851	198.5	9:25:15.216		
10	1:50.621	27.225	48.640	34.756	201.1	9:24:00.464	10	1:58.494	26.546	57.378	34.570	202.6	9:27:13.710		
11	1:49.668	26.885	48.839	33.944	201.4	9:25:50.132	11	1:48.671	26.824	47.789	34.058	201.8	9:29:02.381		
12	1:55.405	26.975	49.676	38.754	200.0	9:27:45.537	12	1:55.197	26.569	55.117	33.511	203.3	9:30:57.578		
13	1:48.945	26.809	48.464	33.672	202.2	9:29:34.482	13	1:47.876	26.579	47.944	33.353	201.8	9:32:45.454		
14	1:49.394	26.700	48.450	34.244	203.3	9:31:23.876	14	1:48.573	27.028	47.882	33.663	200.3	9:34:34.027		
15	<b>1:48.850</b>	26.730	<b>48.398</b>	33.722	203.7	9:33:12.726	15	<b>1:47.423</b>	<b>26.503</b>	<b>47.618</b>	<b>33.302</b>	201.4	9:36:21.450		
16	1:49.006	26.722	48.632	<b>33.652</b>	202.2	9:35:01.732	16	2:02.450 P	27.002	48.749	46.699	199.6	9:38:23.900		
17	1:52.221	<b>26.673</b>	49.093	36.455	201.4	9:36:53.953	<b>51</b>						Kean Nakamura-Berta		Tatuus F.4 T421
18	1:49.124	26.690	48.480	33.954	203.3	9:38:43.077	Rookie						Prema Racing		
19	2:08.162 P	26.800	48.800	52.562	203.3	9:40:51.239									

**45**

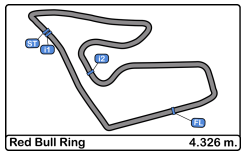
Jack Beeton

Tatuus F.4 T421

US Racing

Lap D	Time	Sector 1	Sector 2	Sector 3	T. Spd	Elapsed	Lap D	Time	Sector 1	Sector 2	Sector 3	T. Spd	Elapsed
1	9:02:15.658 P	9:00:36.106	53.634	45.918	171.1	9:02:15.658	1	9:03:12.488 P	9:01:25.862	55.564	51.062	169.8	9:03:12.488
2	6:30.473	4:59.353	53.790	37.330	181.8	9:08:46.131	2	4:24.047	2:58.723	50.332	34.992	189.8	9:07:36.535
3	1:52.365	27.632	50.180	34.553	197.4	9:10:38.496	3	1:51.121	27.111	49.816	34.194	200.3	9:09:27.656
4	<del>2:29.266</del>	27.942	49.464	1:11.860	201.1	9:13:07.762	4	1:49.474	26.999	48.350	34.125	201.1	9:11:17.130
5	2:50.767	1:24.890	51.659	34.218	85.7	9:15:58.529	5	3:18.934	26.586	1:21.516	1:30.832	202.2	9:14:36.064
6	1:50.724	27.009	49.695	34.020	202.2	9:17:49.253	6	1:52.594	30.049	48.385	34.160	200.3	9:16:28.658
7	1:49.549	26.831	48.985	33.733	204.1	9:19:38.802	7	1:56.312	27.169	54.162	34.981	204.1	9:18:24.970
8	1:49.605	26.996	48.702	33.907	201.1	9:21:28.407	8	1:59.100 P	26.856	49.007	43.237	200.3	9:20:24.070
9	1:49.221	26.808	48.516	33.897	202.2	9:23:17.628	9	4:25.006	3:02.742	48.565	33.699	199.2	9:24:49.076
10	1:48.890	26.716	48.010	34.164	202.6	9:25:06.518	10	1:48.396	26.763	48.006	33.627	201.8	9:26:37.472
11	1:48.552	26.708	48.194	33.650	203.3	9:26:55.070	11	1:48.151	27.056	47.437	33.658	200.7	9:28:25.623
12	1:54.442	27.089	49.050	38.303	203.7	9:28:49.512	12	1:48.188	26.732	47.373	34.083	203.3	9:30:13.811
13	<b>1:48.068</b>	26.684	47.930	<b>33.454</b>	203.3	9:30:37.580	13	1:48.244	26.632	47.426	34.186	203.0	9:32:02.055
14	1:51.160	<b>26.454</b>	48.634	36.072	202.2	9:32:28.740	14	1:48.108	27.275	47.638	<b>33.195</b>	203.0	9:33:50.163
15	<del>4:47.887</del>	26.537	<b>47.601</b>	33.749	201.8	9:36:05.236	15	<b>1:46.837</b>	26.340	<b>47.200</b>	33.297	202.2	9:35:37.000
16	1:48.542	26.538	48.156	33.848	203.3	9:37:53.778	16	1:47.514	<b>26.301</b>	47.417	33.796	204.1	9:37:24.514
17	2:16.658 P	26.933		2:50.506	202.6	9:40:10.436	17	2:01.123 P	27.095	47.293	46.735	202.2	9:39:25.637





**Red Bull Ring**  
**Euro 4 Championship**  
**Free practice - 1**  
**Lap Analysis**



**55**

Alvise Rodella

Tatuus F.4 T421

**77**

Enzo Yeh

Tatuus F.4 T421

Van Amersfoort Racing BV Rookie

R-ACE GP

Lap D	Time	Sector 1	Sector 2	Sector 3	T. Spd	Elapsed	Lap D	Time	Sector 1	Sector 2	Sector 3	T. Spd	Elapsed
1	9:02:46.370 P	9:00:54.023	59.118	53.229	130.4	9:02:46.370	1	9:02:45.134	9:01:13.275	54.540	37.319	171.9	9:02:45.134
2	4:05.515	2:36.399	52.805	36.311	168.4	9:06:51.885	2	1:59.022	29.251	53.200	36.571	159.2	9:04:44.156
3	1:56.852	27.882	52.333	36.637	199.6	9:08:48.737	3	1:55.586	28.062	51.964	35.560	184.6	9:06:39.742
4	1:54.224	27.859	50.836	35.529	194.9	9:10:42.961	4	1:55.978	27.991	51.986	36.001	198.1	9:08:35.720
5	<del>2:42.983</del>	27.226	50.382	1:25.375	201.1	9:13:25.944	5	1:54.004	28.032	50.752	35.220	184.9	9:10:29.724
6	2:52.303	1:15.943	1:00.974	35.386	144.9	9:16:18.247	6	<del>2:07.197</del>	27.665	50.018	49.514	201.8	9:12:36.921
7	2:03.784	27.431	49.689	46.664	200.3	9:18:22.031	7	3:53.159 P	1:20.206	1:48.443	44.510	46.4	9:16:30.080
8	1:55.189	29.028	50.656	35.505	192.5	9:20:17.220	8	4:50.520 P	3:10.406	55.819	44.295	161.1	9:21:20.600
9	1:53.491	27.737	49.870	35.884	199.6	9:22:10.711	9	2:50.085	1:22.392	52.493	35.200	174.1	9:24:10.685
10	1:52.603	27.484	50.110	35.009	199.6	9:24:03.314	10	1:51.748	27.330	49.968	34.450	202.6	9:26:02.433
11	1:52.063	27.297	50.128	34.638	199.6	9:25:55.377	11	1:50.219	27.296	48.929	33.994	201.8	9:27:52.652
12	1:52.452	27.810	50.155	34.487	199.6	9:27:47.829	12	1:49.631	27.038	48.648	33.945	202.2	9:29:42.283
13	<b>1:50.632</b>	<b>27.182</b>	<b>49.219</b>	34.231	200.0	9:29:38.461	13	1:53.062	26.770	52.530	33.762	202.6	9:31:35.345
14	1:51.424	27.839	49.394	<b>34.191</b>	198.8	9:31:29.885	14	1:57.128	<b>26.729</b>	55.071	35.328	201.4	9:33:32.473
15	2:00.945 P	27.188	51.449	42.308	199.2	9:33:30.830	15	1:49.364	27.412	48.403	<b>33.549</b>	200.7	9:35:21.837
16	4:46.174	3:01.969	1:06.893	37.312	186.2	9:38:17.004	16	<b>1:48.972</b>	26.993	<b>48.393</b>	33.586	203.0	9:37:10.809
17	2:11.075 P	27.802	49.650	53.623	200.3	9:40:28.079	17	2:04.176 P	26.847	48.607	48.722	198.8	9:39:14.985

**71**

Maxim Rehm

Tatuus F.4 T421

**80**

Alex Powell

Tatuus F.4 T421

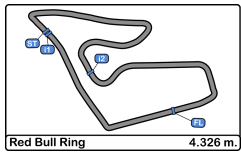
Rookie

US Racing

Rookie

Prema Racing

Lap D	Time	Sector 1	Sector 2	Sector 3	T. Spd	Elapsed	Lap D	Time	Sector 1	Sector 2	Sector 3	T. Spd	Elapsed
1	9:02:20.350 P	9:00:40.455	53.597	46.298	164.3	9:02:20.350	1	9:02:54.062 P	9:01:12.032	53.920	48.110	170.6	9:02:54.062
2	6:24.053	4:50.308	56.528	37.217	146.3	9:08:44.403	2	4:15.263	2:47.922	52.171	35.170	172.2	9:07:09.325
3	1:53.733	28.073	50.475	35.185	198.1	9:10:38.136	3	1:53.923	27.907	50.614	35.402	183.0	9:09:03.248
4	<del>2:38.998</del>	29.554	50.691	1:18.753	183.6	9:13:17.134	4	1:49.311	26.999	48.604	33.708	204.1	9:10:52.559
5	2:48.264	1:18.657	54.360	35.247	94.5	9:16:05.398	5	<del>2:44.819</del>	26.759	48.340	1:29.711	202.6	9:13:37.369
6	1:51.891	27.636	49.795	34.460	200.3	9:17:57.289	6	2:39.420	1:08.378	55.060	35.982	162.4	9:16:16.789
7	1:50.888	27.019	49.210	34.659	203.3	9:19:48.177	7	1:49.118	26.952	48.500	33.666	200.3	9:18:05.907
8	1:51.052	27.176	48.993	34.883	203.3	9:21:39.229	8	1:56.936 P	26.710	47.675	42.551	203.0	9:20:02.843
9	1:50.370	27.022	49.076	34.272	203.0	9:23:29.599	9	5:25.360	4:02.479	49.273	33.608	180.6	9:25:28.203
10	1:49.378	26.755	48.624	33.999	204.9	9:25:18.977	10	1:47.668	26.569	47.728	33.371	203.7	9:27:15.871
11	1:50.189	26.912	48.942	34.335	204.5	9:27:09.166	11	1:59.136	27.448	58.011	33.677	201.8	9:29:15.007
12	1:51.300	26.927	48.582	35.791	204.1	9:29:00.466	12	1:47.686	26.551	47.661	33.474	202.6	9:31:02.693
13	1:49.250	26.828	48.698	33.724	204.1	9:30:49.716	13	1:47.527	26.890	<b>47.328</b>	33.309	201.8	9:32:50.220
14	<b>1:48.313</b>	<b>26.581</b>	48.227	<b>33.505</b>	205.3	9:32:38.029	14	1:47.710	<b>26.286</b>	48.021	33.403	203.7	9:34:37.930
15	2:15.062 P	26.912	<b>48.174</b>	59.976	203.7	9:34:53.091	15	<b>1:46.819</b>	26.333	47.408	<b>33.078</b>	202.6	9:36:24.749
							16	2:01.779 P	26.392	48.575	46.812	204.1	9:38:26.528



**Red Bull Ring**  
**Euro 4 Championship**  
**Free practice - 1**  
**Lap Analysis**



**84**

Reza Seewooruthun

Tatuus F.4 T421

**87**

Deagen Fairclough

Tatuus F.4 T421

Rookie

Hitech Pulse-Eight

Hitech Pulse-Eight

Lap	D	Time	Sector 1	Sector 2	Sector 3	T. Spd	Elapsed	Lap	D	Time	Sector 1	Sector 2	Sector 3	T. Spd	Elapsed
1		9:03:34.458	9:01:58.657	57.014	38.787	138.9	9:03:34.458	1		9:03:57.776	9:02:23.903	55.795	38.078	173.0	9:03:57.776
2		1:57.320	30.259	51.826	35.235	177.3	9:05:31.778	2		2:03.660 P	29.661	53.000	40.999	185.8	9:06:01.436
3		1:53.035	27.713	50.375	34.947	193.5	9:07:24.813	3		4:33.358	3:04.155	53.375	35.828	188.8	9:10:34.794
4		1:52.472	27.713	50.260	34.499	198.8	9:09:17.285	4		<del>2:26.236</del>	27.418	49.770	1:09.048	199.6	9:13:01.030
5		1:52.214	27.169	50.240	34.805	200.7	9:11:09.499	5		2:53.613	1:20.371	58.533	34.709	50.9	9:15:54.643
6		<del>3:42.842</del>	27.295	1:16.330	1:29.187	200.3	9:14:22.311	6		1:52.615	27.413	50.208	34.994	198.8	9:17:47.258
7		2:06.097	41.130	49.732	35.235	199.2	9:16:28.408	7		1:50.398	27.151	49.063	34.184	198.8	9:19:37.656
8		1:52.807	27.153	49.778	35.876	200.7	9:18:21.215	8		1:52.452	27.674	50.553	34.225	197.0	9:21:30.108
9		1:56.400 P	27.267	49.096	40.037	200.3	9:20:17.615	9		1:49.174	26.864	48.409	33.901	200.7	9:23:19.282
10		6:36.870	5:04.550	56.315	36.005	199.2	9:26:54.485	10		<del>1:48.763</del>	26.512	48.523	<b>33.728</b>	200.3	9:25:08.045
11		1:50.858	27.310	49.093	34.455	200.0	9:28:45.343	11		<del>1:54.547</del> P	26.795	49.256	38.496	201.8	9:27:02.592
12		1:50.226	27.189	48.975	34.062	202.2	9:30:35.569	12		3:38.134	2:15.190	48.952	33.992	197.4	9:30:40.726
13		1:49.978	27.172	48.974	33.832	201.8	9:32:25.547	13		1:49.870	26.893	48.657	34.320	200.3	9:32:30.596
14		1:49.481	27.127	<b>48.523</b>	33.831	200.0	9:34:15.028	14		1:50.174	26.903	48.904	34.367	200.7	9:34:20.770
15		<b>1:49.275</b>	<b>26.924</b>	48.826	<b>33.525</b>	200.3	9:36:04.303	15		<del>1:47.973</del>	<b>26.136</b>	48.100	33.737	201.4	9:36:08.743
16		1:50.266	26.984	49.250	34.032	200.0	9:37:54.569	16		<b>1:49.075</b>	27.208	48.104	33.763	200.7	9:37:57.818
17		1:57.495 P	26.958	48.575	41.962	201.4	9:39:52.064	17		1:55.619 P	26.835	<b>47.973</b>	40.811	202.2	9:39:53.437

**85**

Thomas Bearman

Tatuus F.4 T421

**88**

Lin Hodenius

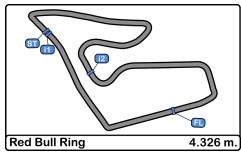
Tatuus F.4 T421

Rookie

Hitech Pulse-Eight

Van Amersfoort Racing BV

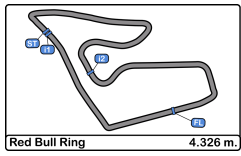
Lap	D	Time	Sector 1	Sector 2	Sector 3	T. Spd	Elapsed	Lap	D	Time	Sector 1	Sector 2	Sector 3	T. Spd	Elapsed
1		9:03:40.975	9:02:01.942	58.959	40.074	141.3	9:03:40.975	1		9:02:34.599 P	9:00:50.646	56.666	47.287	146.5	9:02:34.599
2		2:04.278	31.314	55.050	37.914	164.8	9:05:45.253	2		4:15.870	2:46.632	53.206	36.032	176.7	9:06:50.469
3		2:00.282	29.082	54.261	36.939	188.8	9:07:45.535	3		2:14.388	28.062	1:07.317	39.009	200.0	9:09:04.857
4		2:01.006	32.153	52.344	36.509	188.4	9:09:46.541	4		1:57.952	28.198	54.466	35.288	201.1	9:11:02.809
5		1:55.652	28.107	51.393	36.152	197.4	9:11:42.193	5		<del>3:44.566</del>	27.391	1:16.710	1:30.455	199.2	9:14:17.365
6		3:22.881	42.500	1:54.797	45.584	54.7	9:15:05.074	6		2:07.523	41.244	50.935	35.344	196.0	9:16:24.888
7		1:56.260	28.427	51.705	36.128	195.6	9:17:01.334	7		1:57.550	28.549	53.872	35.129	179.1	9:18:22.438
8		2:16.308 P	40.459	52.322	43.527	177.6	9:19:17.642	8		1:58.304	28.197	54.955	35.152	198.1	9:20:20.742
9		7:30.039	6:00.050	52.929	37.060	163.8	9:26:47.681	9		1:52.487	27.582	49.962	34.943	201.1	9:22:13.229
10		1:55.613	28.040	51.596	35.977	192.1	9:28:43.294	10		2:03.447	32.191	51.811	39.445	148.9	9:24:16.676
11		2:03.655	<b>27.700</b>	59.541	36.414	196.3	9:30:46.949	11		<b>1:51.375</b>	27.344	49.671	<b>34.360</b>	200.0	9:26:08.051
12		1:56.886	28.283	52.369	36.234	185.8	9:32:43.835	12		2:04.200	27.417		2:38.560	198.5	9:28:12.251
13		1:56.998	29.102	52.050	35.846	183.0	9:34:40.833	13		<del>4:50.883</del>	27.113	<b>48.849</b>	34.921	200.0	9:30:03.134
14		<b>1:54.911</b>	28.160	51.467	<b>35.284</b>	198.5	9:36:35.744	14		2:02.641	27.024	58.876	36.741	200.7	9:32:05.775
15		1:59.810	28.161	56.307	35.342	197.4	9:38:35.554	15		1:51.674	<b>27.009</b>	49.447	35.218	202.6	9:33:57.449
16		2:03.964 P	27.923	<b>49.619</b>	46.422	197.8	9:40:39.518	16		<del>4:53.497</del>	27.114	49.241	37.142	200.3	9:35:50.946
								17		2:39.475 P	27.538	1:03.709	1:08.228	199.6	9:38:30.421



**Red Bull Ring**  
**Euro 4 Championship**  
**Free practice - 1**  
**Best Sectors Results**



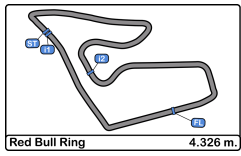
Sector - 1			Sector - 2			Sector - 3			Ideal Lap vs Best Lap						
Clas	Nº	Driver	Time	Nº	Driver	Time	Nº	Driver	Time	Clas	Nº	Driver	Ideal Lap	Best Lap	Clas
1	27	Freddie Slater	25.796	27	Freddie Slater	46.337	27	Freddie Slater	32.806	1	27	Freddie Slater	1:44.939	1:45.288	1
2	87	Deagen Fairclough	26.136	33	Tomass Stolcermanis	47.023	80	Alex Powell	33.078	2	33	Tomass Stolcermanis	1:46.557	1:46.944	5
3	80	Alex Powell	26.286	51	Kean Nakamura-Berta	47.200	33	Tomass Stolcermanis	33.130	3	80	Alex Powell	1:46.692	1:46.819	3
4	51	Kean Nakamura-Berta	26.301	14	Dhaheri Rashid Al	47.256	14	Dhaheri Rashid Al	33.190	4	51	Kean Nakamura-Berta	1:46.696	1:46.837	4
5	14	Dhaheri Rashid Al	26.334	80	Alex Powell	47.328	51	Kean Nakamura-Berta	33.195	5	14	Dhaheri Rashid Al	1:46.780	1:46.818	2
6	33	Tomass Stolcermanis	26.404	45	Jack Beeton	47.601	50	Dion Gowda	33.302	6	50	Dion Gowda	1:47.423	1:47.423	6
7	31	Akshay Bohra	26.418	50	Dion Gowda	47.618	21	Ethan Ischer	33.394	7	45	Jack Beeton	1:47.509	1:48.068	8
8	45	Jack Beeton	26.454	21	Ethan Ischer	47.805	45	Jack Beeton	33.454	8	21	Ethan Ischer	1:47.716	1:47.813	7
9	50	Dion Gowda	26.503	31	Akshay Bohra	47.896	71	Maxim Rehm	33.505	9	87	Deagen Fairclough	1:47.837	1:49.075	17
10	21	Ethan Ischer	26.517	87	Deagen Fairclough	47.973	84	Reza Seewooruthun	33.525	10	31	Akshay Bohra	1:48.203	1:48.372	10
11	71	Maxim Rehm	26.581	3	Maksimilian Popov	48.019	77	Enzo Yeh	33.549	11	71	Maxim Rehm	1:48.260	1:48.313	9
12	3	Maksimilian Popov	26.644	12	Gianmarco Pradel	48.047	36	Gustav Jonsson	33.652	12	3	Maksimilian Popov	1:48.609	1:48.621	11
13	36	Gustav Jonsson	26.673	22	Enea Frey	48.053	87	Deagen Fairclough	33.728	13	12	Gianmarco Pradel	1:48.642	1:48.940	14
14	6	Hiyu Yamakoshi	26.675	6	Hiyu Yamakoshi	48.084	11	Luca Viisoreanu	33.781	14	77	Enzo Yeh	1:48.671	1:48.972	15
15	11	Luca Viisoreanu	26.718	11	Luca Viisoreanu	48.173	15	Edward Robinson	33.837	15	11	Luca Viisoreanu	1:48.672	1:48.916	13
16	22	Enea Frey	26.722	71	Maxim Rehm	48.174	12	Gianmarco Pradel	33.859	16	36	Gustav Jonsson	1:48.723	1:48.850	12
17	77	Enzo Yeh	26.729	77	Enzo Yeh	48.393	31	Akshay Bohra	33.889	17	6	Hiyu Yamakoshi	1:48.815	1:49.030	16
18	19	Kabir Anurag	26.733	36	Gustav Jonsson	48.398	3	Maksimilian Popov	33.946	18	22	Enea Frey	1:48.895	1:50.235	21
19	12	Gianmarco Pradel	26.736	15	Edward Robinson	48.478	19	Kabir Anurag	33.991	19	84	Reza Seewooruthun	1:48.972	1:49.275	18
20	15	Edward Robinson	26.768	84	Reza Seewooruthun	48.523	6	Hiyu Yamakoshi	34.056	20	15	Edward Robinson	1:49.083	1:49.302	19
21	84	Reza Seewooruthun	26.924	9	Everett Stack	48.623	22	Enea Frey	34.120	21	19	Kabir Anurag	1:49.377	1:49.567	20
22	16	Davide Larini	26.967	19	Kabir Anurag	48.653	7	Luka Sammalisto	34.141	22	9	Everett Stack	1:50.032	1:50.579	23
23	88	Lin Hoenius	27.009	88	Lin Hoenius	48.849	55	Alvise Rodella	34.191	23	7	Luka Sammalisto	1:50.096	1:50.373	22
24	7	Luka Sammalisto	27.017	7	Luka Sammalisto	48.938	16	Davide Larini	34.305	24	88	Lin Hoenius	1:50.218	1:51.375	26
25	9	Everett Stack	27.031	16	Davide Larini	48.964	88	Lin Hoenius	34.360	25	16	Davide Larini	1:50.236	1:51.032	25
26	35	Kai Daryanani	27.049	55	Alvise Rodella	49.219	9	Everett Stack	34.378	26	55	Alvise Rodella	1:50.592	1:50.632	24
27	55	Alvise Rodella	27.182	8	Andrija Kostic	49.477	35	Kai Daryanani	34.614	27	35	Kai Daryanani	1:51.251	1:51.589	27
28	8	Andrija Kostic	27.486	35	Kai Daryanani	49.588	8	Andrija Kostic	35.168	28	8	Andrija Kostic	1:52.131	1:52.692	28
29	85	Thomas Bearman	27.700	85	Thomas Bearman	49.619	85	Thomas Bearman	35.284	29	85	Thomas Bearman	1:52.603	1:54.911	29



**Red Bull Ring**  
**Euro 4 Championship**  
**Free practice - 1**  
**Best 5 Lap Times**



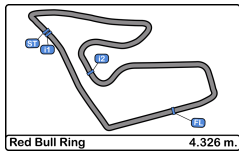
Cls	N°	Driver	Nat	Cat	Cls	Team	Nat	Vehicle	Best 1		Best 2		Best 3		Best 4		Best 5	
									Time	Lap	Time	Lap	Time	Lap	Time	Lap	Time	Lap
1	27	Freddie Slater				Prema Racing		Tatuus F.4 T421	1:45.288	15	1:45.314	14	1:45.555	12	1:45.713	13	1:46.171	16
2	14	Dhaheer Rashid Al				Prema Racing		Tatuus F.4 T421	1:46.818	12	1:47.044	11	1:47.248	14	1:47.359	16	1:47.709	15
3	80	Alex Powell		R	1	Prema Racing		Tatuus F.4 T421	1:46.819	15	1:47.527	13	1:47.668	10	1:47.686	12	1:47.710	14
4	51	Kean Nakamura-Berta		R	2	Prema Racing		Tatuus F.4 T421	1:46.837	15	1:47.514	16	1:48.108	14	1:48.151	11	1:48.188	12
5	33	Tomass Stolcermanis		R	3	Prema Racing		Tatuus F.4 T421	1:46.944	15	1:47.144	12	1:47.553	13	1:48.228	10	1:49.610	7
6	50	Dion Gowda				Prema Racing		Tatuus F.4 T421	1:47.423	15	1:47.876	13	1:48.573	14	1:48.671	11	1:49.294	7
7	21	Ethan Ischer				Jenzer Motorsport		Tatuus F.4 T421	1:47.813	15	1:48.854	12	1:49.017	17	1:49.331	13	1:50.348	5
8	45	Jack Beeton				US Racing		Tatuus F.4 T421	1:48.068	13	1:48.542	17	1:48.552	11	1:48.609	15	1:48.890	10
9	71	Maxim Rehm		R	4	US Racing		Tatuus F.4 T421	1:48.313	14	1:49.250	13	1:49.378	10	1:50.189	11	1:50.370	9
10	31	Akshay Bohra				US Racing		Tatuus F.4 T421	1:48.372	8	1:48.396	9	1:48.750	15	1:49.209	7	1:49.279	14
11	3	Maksimilian Popov		R	5	PHM AIX Racing		Tatuus F.4 T421	1:48.621	14	1:49.809	6	1:49.891	7	1:50.399	8	1:50.466	11
12	36	Gustav Jonsson				Van Amersfoort Racing		Tatuus F.4 T421	1:48.850	15	1:48.945	13	1:49.006	16	1:49.124	18	1:49.394	14
13	11	Luca Viisoreanu		R	6	Real Racing		Tatuus F.4 T421	1:48.916	14	1:49.229	8	1:49.590	15	1:49.667	12	1:50.285	7
14	12	Gianmarco Pradel				US Racing		Tatuus F.4 T421	1:48.940	15	1:48.989	16	1:49.440	11	1:49.525	13	1:49.833	14
15	77	Enzo Yeh		R	7	R-ACE GP		Tatuus F.4 T421	1:48.972	16	1:49.364	15	1:49.631	12	1:50.219	11	1:51.748	10
16	6	Hiyu Yamakoshi				Van Amersfoort Racing		Tatuus F.4 T421	1:49.030	12	1:49.056	16	1:49.152	11	1:49.235	15	1:49.710	10
17	87	Deagen Fairclough				Hitech Pulse-Eight		Tatuus F.4 T421	1:49.075	16	1:49.174	9	1:49.870	13	1:50.174	14	1:50.398	7
18	84	Reza Seewooruthun		R	8	Hitech Pulse-Eight		Tatuus F.4 T421	1:49.275	15	1:49.481	14	1:49.978	13	1:50.226	12	1:50.266	16
19	15	Edward Robinson		R	9	US Racing		Tatuus F.4 T421	1:49.302	15	1:49.491	17	1:49.606	13	1:49.631	14	1:49.947	11
20	19	Kabir Anurag		R	10	US Racing		Tatuus F.4 T421	1:49.567	13	1:49.813	10	1:49.861	12	1:50.152	11	1:50.309	7
21	22	Enea Frey		R	11	Jenzer Motorsport		Tatuus F.4 T421	1:50.235	14	1:50.644	16	1:50.999	13	1:51.272	15	1:51.952	9
22	7	Luka Sammalisto		R	12	R-ACE GP		Tatuus F.4 T421	1:50.373	14	1:50.385	13	1:51.107	5	1:51.617	15	1:52.159	4
23	9	Everett Stack				PHM AIX Racing		Tatuus F.4 T421	1:50.579	14	1:51.176	13	1:51.895	8	1:51.916	12	1:52.926	11
24	55	Alvise Rodella				Van Amersfoort Racing		Tatuus F.4 T421	1:50.632	13	1:51.424	14	1:52.063	11	1:52.452	12	1:52.603	10
25	16	Davide Larini				PHM AIX Racing		Tatuus F.4 T421	1:51.032	13	1:51.395	7	1:51.923	11	1:52.032	8	1:52.060	6
26	88	Lin Hodenius				Van Amersfoort Racing		Tatuus F.4 T421	1:51.375	11	1:51.674	15	1:52.487	9	1:57.550	7	1:57.952	4
27	35	Kai Daryanani				Cram Motorsport Srl		Tatuus F.4 T421	1:51.589	16	1:51.768	15	1:52.102	14	1:52.578	13	1:53.654	5
28	8	Andrija Kostic		R	13	Van Amersfoort Racing		Tatuus F.4 T421	1:52.692	10	1:52.789	9	1:53.142	8	1:53.289	12	1:53.595	7
29	85	Thomas Bearman		R	14	Hitech Pulse-Eight		Tatuus F.4 T421	1:54.911	14	1:55.613	10	1:55.652	5	1:56.260	7	1:56.886	12



**Red Bull Ring**  
**Euro 4 Championship**  
**Free practice - 1**  
**Best 5 Top Speeds**



Clas	Nº	Driver	Nat	Cat	Cls	Team	Nat	Vehicle	Top 1		Top 2		Top 3		Top 4		Top 5		Avg	
									Km/h	Lap	Km/h	Lap	Km/h	Lap	Km/h	Lap	Km/h	Lap		
1	27	Freddie Slater				Prema Racing		Tatuus F.4 T421	208.8	17	208.8	18	207.6	11	207.6	15	207.2	16	208.0	
2	14	Dhaheer Rashid Al				Prema Racing		Tatuus F.4 T421	207.6	13	207.2	12	206.1	10	206.1	11	206.1	14	206.6	
3	21	Ethan Ischer				Jenzer Motorsport		Tatuus F.4 T421	205.3	6	205.3	13	204.9	14	204.9	17	204.1	5	204.9	
4	71	Maxim Rehm		R	1	US Racing		Tatuus F.4 T421	205.3	14	204.9	10	204.5	11	204.1	12	204.1	13	204.6	
5	22	Enea Frey			R	2	Jenzer Motorsport		Tatuus F.4 T421	204.9	13	204.5	18	204.1	17	202.6	5	202.6	14	203.7
6	15	Edward Robinson			R	3	US Racing		Tatuus F.4 T421	204.5	14	203.7	8	203.3	7	203.3	15	203.0	16	203.6
7	31	Akshay Bohra				US Racing		Tatuus F.4 T421	204.1	13	203.7	4	203.7	5	203.3	12	203.3	15	203.6	
8	45	Jack Beeton				US Racing		Tatuus F.4 T421	204.1	7	203.7	12	203.3	11	203.3	13	203.3	17	203.6	
9	51	Kean Nakamura-Berta			R	4	Prema Racing		Tatuus F.4 T421	204.1	7	204.1	16	203.3	12	203.0	13	203.0	14	203.5
10	80	Alex Powell			R	5	Prema Racing		Tatuus F.4 T421	204.1	4	204.1	16	203.7	10	203.7	14	203.0	8	203.7
11	6	Hiyu Yamakoshi				Van Amersfoort Racing BV		Tatuus F.4 T421	203.7	15	203.3	13	203.3	16	203.0	12	202.6	9	203.2	
12	36	Gustav Jonsson				Van Amersfoort Racing BV		Tatuus F.4 T421	203.7	15	203.3	14	203.3	18	203.3	19	202.2	13	203.2	
13	7	Luka Sammalisto		R	6	R-ACE GP		Tatuus F.4 T421	203.3	13	202.6	14	202.2	5	201.1	6	200.3	11	201.9	
14	12	Gianmarco Pradel				US Racing		Tatuus F.4 T421	203.3	13	203.0	17	202.2	14	201.4	11	201.4	12	202.3	
15	16	Davide Larini				PHM AIX Racing		Tatuus F.4 T421	203.3	11	201.8	14	200.3	8	199.6	4	199.6	9	200.9	
16	33	Tomass Stolcermanis		R	7	Prema Racing		Tatuus F.4 T421	203.3	13	203.3	16	202.6	11	202.2	15	201.8	5	202.7	
17	50	Dion Gowda				Prema Racing		Tatuus F.4 T421	203.3	12	202.6	10	201.8	11	201.8	13	201.4	3	202.2	
18	35	Kai Daryanani				Cram Motorsport Srl		Tatuus F.4 T421	203.0	5	202.2	6	201.8	15	201.4	11	201.4	14	202.0	
19	77	Enzo Yeh		R	8	R-ACE GP		Tatuus F.4 T421	203.0	16	202.6	10	202.6	13	202.2	12	201.8	6	202.4	
20	3	Maksimilian Popov		R	9	PHM AIX Racing		Tatuus F.4 T421	202.6	14	201.8	15	201.1	9	201.1	13	200.3	7	201.4	
21	11	Luca Viisoreanu		R	10	Real Racing		Tatuus F.4 T421	202.6	12	202.6	14	202.2	8	201.8	15	201.4	13	202.1	
22	19	Kabir Anurag		R	11	US Racing		Tatuus F.4 T421	202.6	13	202.6	14	202.2	11	201.8	7	201.8	18	202.2	
23	88	Lin Hodenius				Van Amersfoort Racing BV		Tatuus F.4 T421	202.6	15	201.1	4	201.1	9	200.7	14	200.3	16	201.1	
24	84	Reza Seewooruthun		R	12	Hitech Pulse-Eight		Tatuus F.4 T421	202.2	12	201.8	13	201.4	17	200.7	5	200.7	8	201.4	
25	87	Deagen Fairclough				Hitech Pulse-Eight		Tatuus F.4 T421	202.2	17	201.8	11	201.4	15	200.7	9	200.7	14	201.4	
26	8	Andrija Kostic		R	13	Van Amersfoort Racing BV		Tatuus F.4 T421	201.1	4	201.1	11	201.1	14	200.7	9	200.3	8	200.8	
27	9	Everett Stack				PHM AIX Racing		Tatuus F.4 T421	201.1	14	200.7	12	200.3	11	200.3	13	200.3	15	200.5	
28	55	Alvise Rodella				Van Amersfoort Racing BV		Tatuus F.4 T421	201.1	5	200.3	7	200.3	17	200.0	13	199.6	3	200.2	
29	85	Thomas Bearman		R	14	Hitech Pulse-Eight		Tatuus F.4 T421	198.5	14	197.8	16	197.4	5	197.4	15	196.3	11	197.5	

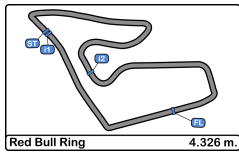


**Red Bull Ring**  
**Euro 4 Championship**  
**Free practice - 1**  
**Fastest Laps Sequence**



Lap	Time of Day	Session Time	Nº Driver	Nat	Cat	Team	Nat	Vehicle	Time	Km/h
2	9:04:44.156	7:44.156	77 Enzo Yeh		ITA	R R-ACE GP		FRA Tatuus F.4 T421	1:59.022	130.8
2	9:04:45.834	7:45.834	11 Luca Viisoreanu		ROU	R Real Racing		ROU Tatuus F.4 T421	1:58.492	131.4
2	9:04:46.885	7:46.885	21 Ethan Ischer		CHE	Jenzer Motorsport		CHE Tatuus F.4 T421	1:56.805	133.3
2	9:04:55.065	7:55.065	22 Enea Frey		CHE	R Jenzer Motorsport		CHE Tatuus F.4 T421	1:56.607	133.5
3	9:06:39.742	9:39.742	77 Enzo Yeh		ITA	R R-ACE GP		FRA Tatuus F.4 T421	1:55.586	134.7
3	9:06:40.625	9:40.625	21 Ethan Ischer		CHE	Jenzer Motorsport		CHE Tatuus F.4 T421	1:53.740	136.9
3	9:07:24.813	10:24.813	84 Reza Seewooruthun		GBR	R Hitech Pulse-Eight		GBR Tatuus F.4 T421	1:53.035	137.7
3	9:07:40.668	10:40.668	7 Luka Sammalisto		FIN	R R-ACE GP		FRA Tatuus F.4 T421	1:52.746	138.1
3	9:08:25.836	11:25.836	27 Freddie Slater		GBR	Prema Racing		ITA Tatuus F.4 T421	1:48.540	143.4
4	9:10:13.428	13:13.428	27 Freddie Slater		GBR	Prema Racing		ITA Tatuus F.4 T421	1:47.592	144.7
5	9:12:00.108	15:00.108	27 Freddie Slater		GBR	Prema Racing		ITA Tatuus F.4 T421	1:46.680	145.9
12	9:29:27.963	32:27.963	27 Freddie Slater		GBR	Prema Racing		ITA Tatuus F.4 T421	1:45.555	147.5
14	9:32:58.990	35:58.990	27 Freddie Slater		GBR	Prema Racing		ITA Tatuus F.4 T421	1:45.314	147.8
15	9:34:44.278	37:44.278	27 Freddie Slater		GBR	Prema Racing		ITA Tatuus F.4 T421	1:45.288	147.9



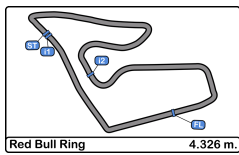


**Red Bull Ring**  
**Euro 4 Championship**  
**Free practice - 1**



**Event Best Maximum Speed**

N°	Driver	Nat	Cat	Clas	Team	Nat	Vehicle	Km/h	Session
27	Freddie Slater				Prema Racing		Tatuus F.4 T421	208.8	Free practice - 1
14	Dhaheer Rashid Al				Prema Racing		Tatuus F.4 T421	207.6	Free practice - 1
21	Ethan Ischer				Jenzer Motorsport		Tatuus F.4 T421	205.3	Free practice - 1
71	Maxim Rehm		R	1	US Racing		Tatuus F.4 T421	205.3	Free practice - 1
22	Enea Frey		R	2	Jenzer Motorsport		Tatuus F.4 T421	204.9	Free practice - 1
15	Edward Robinson		R	3	US Racing		Tatuus F.4 T421	204.5	Free practice - 1
80	Alex Powell		R	4	Prema Racing		Tatuus F.4 T421	204.1	Free practice - 1
45	Jack Beeton				US Racing		Tatuus F.4 T421	204.1	Free practice - 1
31	Akshay Bohra				US Racing		Tatuus F.4 T421	204.1	Free practice - 1
51	Kean Nakamura-Berta		R	5	Prema Racing		Tatuus F.4 T421	204.1	Free practice - 1
36	Gustav Jonsson				Van Amersfoort Racing BV		Tatuus F.4 T421	203.7	Free practice - 1
6	Hiyu Yamakoshi				Van Amersfoort Racing BV		Tatuus F.4 T421	203.7	Free practice - 1
50	Dion Gowda				Prema Racing		Tatuus F.4 T421	203.3	Free practice - 1
12	Gianmarco Pradel				US Racing		Tatuus F.4 T421	203.3	Free practice - 1
33	Tomass Stolcermanis		R	6	Prema Racing		Tatuus F.4 T421	203.3	Free practice - 1
16	Davide Larini				PHM AIX Racing		Tatuus F.4 T421	203.3	Free practice - 1
7	Luka Sammalisto		R	7	R-ACE GP		Tatuus F.4 T421	203.3	Free practice - 1
35	Kai Daryanani				Cram Motorsport Srl		Tatuus F.4 T421	203.0	Free practice - 1
77	Enzo Yeh		R	8	R-ACE GP		Tatuus F.4 T421	203.0	Free practice - 1
19	Kabir Anurag		R	9	US Racing		Tatuus F.4 T421	202.6	Free practice - 1
88	Lin Hodenius				Van Amersfoort Racing BV		Tatuus F.4 T421	202.6	Free practice - 1
11	Luca Viisoreanu		R	10	Real Racing		Tatuus F.4 T421	202.6	Free practice - 1
3	Maksimilian Popov		R	11	PHM AIX Racing		Tatuus F.4 T421	202.6	Free practice - 1
84	Reza Seewooruthun		R	12	Hitech Pulse-Eight		Tatuus F.4 T421	202.2	Free practice - 1
87	Deagen Fairclough				Hitech Pulse-Eight		Tatuus F.4 T421	202.2	Free practice - 1
8	Andrija Kostic		R	13	Van Amersfoort Racing BV		Tatuus F.4 T421	201.1	Free practice - 1
55	Alvise Rodella				Van Amersfoort Racing BV		Tatuus F.4 T421	201.1	Free practice - 1
9	Everett Stack				PHM AIX Racing		Tatuus F.4 T421	201.1	Free practice - 1
85	Thomas Bearman		R	14	Hitech Pulse-Eight		Tatuus F.4 T421	198.5	Free practice - 1



**Red Bull Ring**  
**Euro 4 Championship**  
**Free practice - 1**  
**Pit Stop Analysis**



**3** Maksimilian Popov Tatuus F.4 T421  
 Rookie PHM AIX Racing

N°	In Day Time	In Time	Out Time	Pit Time	T. Pit Time	Handicap	Diff.
1	9:02:55.322	9:02:55.322	9:06:23.070	3:27.748	3:27.748		
2	9:22:59.519	9:22:59.519	9:27:56.119	4:56.600	8:24.348		

**6** Hiyu Yamakoshi Tatuus F.4 T421  
 Van Amersfoort Racing BV

N°	In Day Time	In Time	Out Time	Pit Time	T. Pit Time	Handicap	Diff.
1	9:03:51.189	9:03:51.189	9:05:57.049	2:05.860	2:05.860		
2	9:30:10.245	9:30:10.245	9:32:04.210	1:53.965	3:59.825		

**7** Luka Sammalisto Tatuus F.4 T421  
 Rookie R-ACE GP

N°	In Day Time	In Time	Out Time	Pit Time	T. Pit Time	Handicap	Diff.
1	9:02:35.370	9:02:35.370	9:03:53.227	1:17.857	1:17.857		
2	9:14:31.822	9:14:31.822	9:18:54.452	4:22.630	5:40.487		
3	9:28:43.691	9:28:43.691	9:30:38.141	1:54.450	7:34.937		

**8** Andrija Kostic Tatuus F.4 T421  
 Rookie Van Amersfoort Racing BV

N°	In Day Time	In Time	Out Time	Pit Time	T. Pit Time	Handicap	Diff.
1	9:02:32.676	9:02:32.676	9:05:02.564	2:29.888	2:29.888		
2	9:14:53.261	9:14:53.261	9:18:47.159	3:53.898	6:23.786		

**9** Everett Stack Tatuus F.4 T421  
 PHM AIX Racing

N°	In Day Time	In Time	Out Time	Pit Time	T. Pit Time	Handicap	Diff.
1	9:03:00.336	9:03:00.336	9:06:28.351	3:28.015	3:28.015		
2	9:23:41.610	9:23:41.610	9:27:58.245	4:16.635	7:44.650		

**11** Luca Viisoreanu Tatuus F.4 T421  
 Rookie Real Racing

N°	In Day Time	In Time	Out Time	Pit Time	T. Pit Time	Handicap	Diff.
1	9:10:37.686	9:10:37.686	9:16:45.186	6:07.500	6:07.500		
2	9:26:01.528	9:26:01.528	9:27:50.543	1:49.015	7:56.515		

**12** Gianmarco Pradel Tatuus F.4 T421  
 US Racing

N°	In Day Time	In Time	Out Time	Pit Time	T. Pit Time	Handicap	Diff.
1	9:03:02.934	9:03:02.934	9:07:06.053	4:03.119	4:03.119		

**14** Dhaheri Rashid Al Tatuus F.4 T421  
 Prema Racing

N°	In Day Time	In Time	Out Time	Pit Time	T. Pit Time	Handicap	Diff.
1	9:02:25.842	9:02:25.842	9:04:57.037	2:31.195	2:31.195		
2	9:19:41.395	9:19:41.395	9:23:42.347	4:00.952	6:32.147		

**15** Edward Robinson Tatuus F.4 T421  
 Rookie US Racing

N°	In Day Time	In Time	Out Time	Pit Time	T. Pit Time	Handicap	Diff.
1	9:02:23.084	9:02:23.084	9:05:23.482	3:00.398	3:00.398		
2	9:14:28.628	9:14:28.628	9:15:08.811	40.183	3:40.581		

**16** Davide Larini Tatuus F.4 T421  
 PHM AIX Racing

N°	In Day Time	In Time	Out Time	Pit Time	T. Pit Time	Handicap	Diff.
1	9:02:58.015	9:02:58.015	9:06:21.234	3:23.219	3:23.219		
2	9:23:09.603	9:23:09.603	9:28:22.650	5:13.047	8:36.266		

**19** Kabir Anurag Tatuus F.4 T421  
 Rookie US Racing

N°	In Day Time	In Time	Out Time	Pit Time	T. Pit Time	Handicap	Diff.
1	9:02:19.373	9:02:19.373	9:06:17.630	3:58.257	3:58.257		
2	9:21:00.016	9:21:00.016	9:21:39.015	38.999	4:37.256		

**21** Ethan Ischer Tatuus F.4 T421  
 Jenzer Motorsport

N°	In Day Time	In Time	Out Time	Pit Time	T. Pit Time	Handicap	Diff.
1	9:21:32.707	9:21:32.707	9:24:55.625	3:22.918	3:22.918		

**22** Enea Frey Tatuus F.4 T421  
 Rookie Jenzer Motorsport

N°	In Day Time	In Time	Out Time	Pit Time	T. Pit Time	Handicap	Diff.
1	9:24:08.395	9:24:08.395	9:26:48.595	2:40.200	2:40.200		

**27** Freddie Slater Tatuus F.4 T421  
 Prema Racing

N°	In Day Time	In Time	Out Time	Pit Time	T. Pit Time	Handicap	Diff.
1	9:02:30.701	9:02:30.701	9:04:48.289	2:17.588	2:17.588		
2	9:18:54.138	9:18:54.138	9:22:20.851	3:26.713	5:44.301		

**31** Akshay Bohra Tatuus F.4 T421  
 US Racing

N°	In Day Time	In Time	Out Time	Pit Time	T. Pit Time	Handicap	Diff.
1	9:02:08.238	9:02:08.238	9:04:52.699	2:44.461	2:44.461		
2	9:23:05.056	9:23:05.056	9:26:39.138	3:34.082	6:18.543		

**33** Tomass Stolcermanis Tatuus F.4 T421  
 Rookie Prema Racing

N°	In Day Time	In Time	Out Time	Pit Time	T. Pit Time	Handicap	Diff.
1	9:02:37.140	9:02:37.140	9:04:49.951	2:12.811	2:12.811		
2	9:19:35.470	9:19:35.470	9:22:26.804	2:51.334	5:04.145		

**35** Kai Daryanani Tatuus F.4 T421  
 Cram Motorsport Srl

N°	In Day Time	In Time	Out Time	Pit Time	T. Pit Time	Handicap	Diff.
1	9:16:12.098	9:16:12.098	9:20:16.225	4:04.127	4:04.127		

**36** Gustav Jonsson Tatuus F.4 T421  
 Van Amersfoort Racing BV

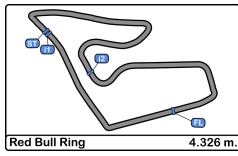
N°	In Day Time	In Time	Out Time	Pit Time	T. Pit Time	Handicap	Diff.
1	9:03:43.568	9:03:43.568	9:05:43.837	2:00.269	2:00.269		

**45** Jack Beeton Tatuus F.4 T421  
 US Racing

N°	In Day Time	In Time	Out Time	Pit Time	T. Pit Time	Handicap	Diff.
1	9:02:10.417	9:02:10.417	9:06:48.605	4:38.188	4:38.188		

**50** Dion Gowda Tatuus F.4 T421  
 Prema Racing

N°	In Day Time	In Time	Out Time	Pit Time	T. Pit Time	Handicap	Diff.
1	9:02:42.211	9:02:42.211	9:05:41.244	2:59.033	2:59.033		
2	9:20:05.537	9:20:05.537	9:23:22.781	3:17.244	6:16.277		



**Red Bull Ring**  
**Euro 4 Championship**  
**Free practice - 1**  
**Pit Stop Analysis**



**51** Kean Nakamura-Berta Tatuus F.4 T421  
Rookie Prema Racing

N°	In Day Time	In Time	Out Time	Pit Time	T. Pit Time	Handicap	Diff.
1	9:03:04.947	9:03:04.947	9:05:46.040	2:41.093	2:41.093		
2	9:20:17.626	9:20:17.626	9:23:01.249	2:43.623	5:24.716		

**55** Alvise Rodella Tatuus F.4 T421  
Van Amersfoort Racing BV

N°	In Day Time	In Time	Out Time	Pit Time	T. Pit Time	Handicap	Diff.
1	9:02:39.913	9:02:39.913	9:04:55.375	2:15.462	2:15.462		
2	9:33:24.930	9:33:24.930	9:36:04.742	2:39.812	4:55.274		

**71** Maxim Rehm Tatuus F.4 T421  
Rookie US Racing

N°	In Day Time	In Time	Out Time	Pit Time	T. Pit Time	Handicap	Diff.
1	9:02:15.487	9:02:15.487	9:06:41.992	4:26.505	4:26.505		

**77** Enzo Yeh Tatuus F.4 T421  
Rookie R-ACE GP

N°	In Day Time	In Time	Out Time	Pit Time	T. Pit Time	Handicap	Diff.
1	9:16:24.785	9:16:24.785	9:19:11.113	2:46.328	2:46.328		
2	9:21:15.328	9:21:15.328	9:22:16.602	1:01.274	3:47.602		

**80** Alex Powell Tatuus F.4 T421  
Rookie Prema Racing

N°	In Day Time	In Time	Out Time	Pit Time	T. Pit Time	Handicap	Diff.
1	9:02:46.567	9:02:46.567	9:05:13.524	2:26.957	2:26.957		
2	9:19:56.990	9:19:56.990	9:23:38.624	3:41.634	6:08.591		

**84** Reza Seewooruthun Tatuus F.4 T421  
Rookie Hitech Pulse-Eight

N°	In Day Time	In Time	Out Time	Pit Time	T. Pit Time	Handicap	Diff.
1	9:20:12.404	9:20:12.404	9:24:57.298	4:44.894	4:44.894		

**85** Thomas Bearman Tatuus F.4 T421  
Rookie Hitech Pulse-Eight

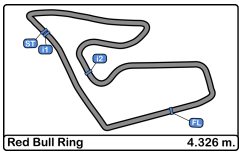
N°	In Day Time	In Time	Out Time	Pit Time	T. Pit Time	Handicap	Diff.
1	9:19:12.559	9:19:12.559	9:24:48.769	5:36.210	5:36.210		

**87** Deagen Fairclough Tatuus F.4 T421  
Rookie Hitech Pulse-Eight

N°	In Day Time	In Time	Out Time	Pit Time	T. Pit Time	Handicap	Diff.
1	9:05:56.235	9:05:56.235	9:08:39.396	2:43.161	2:43.161		
2	9:26:57.152	9:26:57.152	9:28:53.038	1:55.886	4:39.047		

**88** Lin Hodenius Tatuus F.4 T421  
Van Amersfoort Racing BV

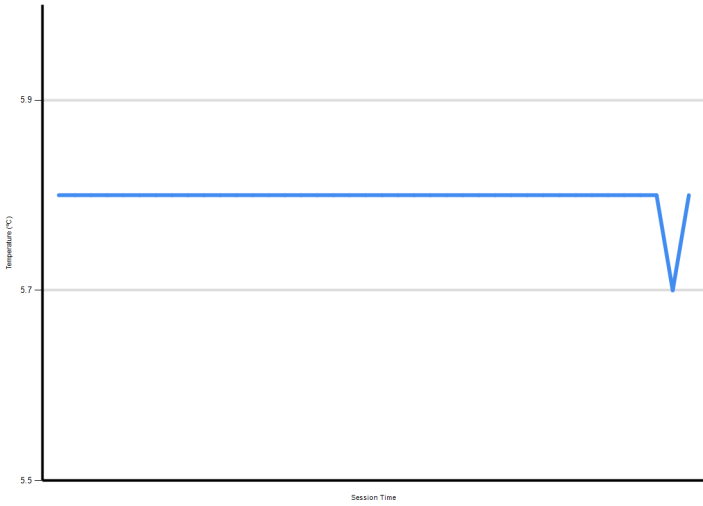
N°	In Day Time	In Time	Out Time	Pit Time	T. Pit Time	Handicap	Diff.
1	9:02:29.224	9:02:29.224	9:04:53.778	2:24.554	2:24.554		



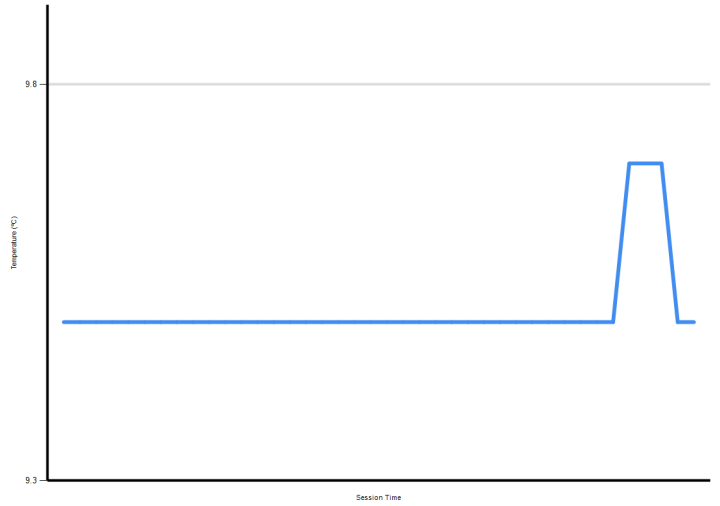
# Red Bull Ring Euro 4 Championship Free practice - 1 Weather Report



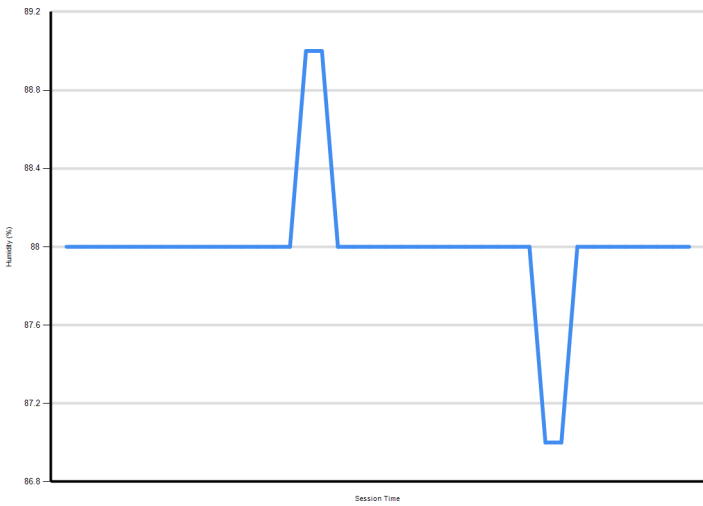
Air Temperature




Track Temperature



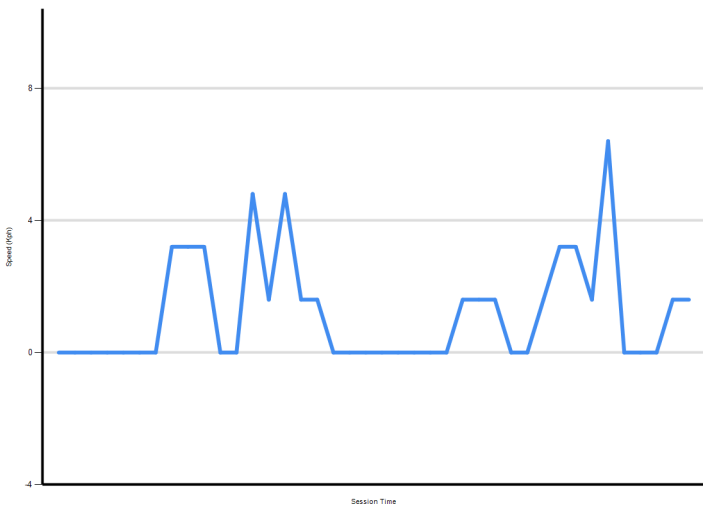
Humidity



Pressure



Wind Speed



Wind direction

