

ACI Racing Weekend Misano, 4-5 Maggio 2024

TCR Italy - Classifica Gara 2

Misano Circuit Sic 58 4.226 m

Laps 13 = 54,938 km - Avg 147,035 km/h - Race Time 22'25.102

No.	Driver	Nat	Entrant	Team	Car	Class	Laps	Time	Gap	Rel.	Fastest Lap
1	87 PARK Junui	KOR	Solite Indigo Racing	Solite Indigo Racing	Hyundai Elantra N	TCR	13	22'25.102		3	1'41.804
2	8 BALDAN Nicola	ITA	Aikoa Racing	Aikoa Racing	Audi RS3 LMS	TCR	13	22'27.553	2.451	2.451	2 1'42.002
3	44 IMBERTI Michele	ITA	Kombat Motorsport		Hyundai Elantra N	TCR	13	22'28.452	3.350	0.899	4 1'42.332
4	76 LEY Alex	GBR	Target	Target	Hyundai Elantra N	TCR	13	22'34.598	9.496	6.146	3 1'42.411
5	4 TAVANO Salvatore	ITA	Tavano Salvatore	Girasole	Cupra Leon VZ	TCR	13	22'35.322	10.220	0.724	2 1'42.137
6	82 CIMENES Jacopo	ITA	MM Motorsport	MM Motorsport	Honda Civic FL5	TCR	13	22'38.966	13.864	3.644	3 1'42.520
7P	27 VOLT Ruben	EST	ALM Motorsport	ALM Motorsport	Honda Civic FL5	TCR	13	22'40.778	15.676	1.812	3 1'42.419
8P	64 LOSONCZY Levente	HUN	ALM Motorsport	ALM Motorsport	Honda Civic FL5	TCR	13	22'47.075	21.973	6.297	4 1'43.228
9	67 PELLEGRINI Marco	ITA	Pellegrini Marco	Pinetti Motorsport	Audi RS3 LMS	TCR	13	22'49.459	24.357	2.384	4 1'43.364
10	5 BARBERINI Cosimo	ITA	Barberini Cosimo	NOS	Cupra Leon Competition	TCR	13	22'50.043	24.941	0.584	4 1'43.260
11	38 BARBERI Filippo	ITA	Aikoa Racing	Aikoa Racing	Audi RS3 LMS	TCR	13	22'50.339	25.237	0.296	5 1'43.388
12	90 BABUIN Denis	ITA	Babuini Denis	Planet Motorsport	Audi RS3 LMS	TCR	13	22'52.554	27.452	2.215	2 1'42.827
13	17 TAYLOR Nicolas	CAN	Best Lap	PMA Motorsport	Audi RS3 LMS	TCR	13	22'52.812	27.710	0.258	2 1'42.829
14	81 REDUZZI Damiano	ITA	Reduzzi Damiano	Trico WRT	Hyundai Elantra N	TCR	13	22'53.706	28.604	0.894	5 1'43.652
15	9 POLONI Matteo	ITA	Poloni Matteo		Audi RS3 LMS	TCR	13	22'55.333	30.231	1.627	3 1'43.783
16	12 COVINI Gabriele	ITA	BRC Racing Team		Hyundai Elantra N	TCR	13	22'57.362	32.260	2.029	3 1'43.991
17	72 PELATTI Sandro	ITA	Pelatti Sandro	PMA Motorsport	Audi RS3 LMS	TCR	13	22'59.237	34.135	1.875	3 1'44.183
18	69 FOSSATI Tommaso	ITA	Fossati Tommaso	FOX Racing Team	Audi RS3 LMS	TCR	13	22'59.489	34.387	0.252	4 1'43.037
19	77 DANOVA Federico	ITA	MM Motorsport	MM Motorsport	Honda Civic FK7	TCR	13	23'03.256	38.154	3.767	13 1'44.814
20	24 CITERA Antonio	AUT	RTM Motorsport	RTM Motorsport	Honda Civic FK7	TCR	13	23'16.130	51.028	12.874	4 1'44.767
21	3 GURRIERI Raffaele	ITA	Gurrieri Raffaele	Girasole	Cupra Leon VZ	TCR	13	23'16.544	51.442	0.414	3 1'44.945
22	97 PARK Junesung	KOR	Solite Indigo Racing	Solite Indigo Racing	Hyundai Elantra N	TCR	13	23'24.851	59.749	8.307	3 1'42.975
23	7 KIM Hwarang	KOR	Target	Target	Hyundai Elantra N	TCR	10	18'14.105	3 Laps	3 Laps	4 1'42.974
----- Not Classified -----											
RET	91 MARTINEZ Luciano	ARG	Martinez Luciano	Pinetti Motorsport	Audi RS3 LMS	TCR	8	14'08.148	5 Laps		3 1'42.838
RET	11 ROCCA Paolo	ITA	ALM Motorsport	ALM Motorsport	Honda Civic FL5	TCR	6	10'52.874	7 Laps		4 1'43.308

Starting: 25 Classified: 23 Not Classified: 0 Retired: 2 Not Started: 0
 Fastest Lap N. 3 No. 87 Junui Park Time 1'41.804 Avg. 149,440 Km/h

Humidity:	56%	AIR	21°C
Condition:	DRY	Track	18°C

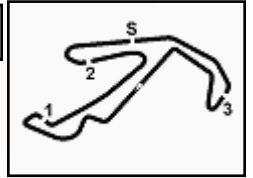
Penalty and Infringment

13.36 **64 L. LOSONCZY** Time Penalty 5 sec. for Stewards decision n. 6
 13.37 **27 R. VOLT** Time Penalty 5 sec. for Stewards decision n. 7

Stewards : Ronny Guarini Franco Leoni Rino Mastronardi

Start End
 05/05/2024 10:03 10:26





ACI Racing Weekend Misano, 4-5 Maggio 2024

TCR Italy - Classifica Master Gara 2

Misano Circuit Sic 58 4.226 m

Laps 13 = 54,938 km - Avg 146,767 km/h - Race Time 22'27.553

No.	Driver	Nat	Entrant	Team	Car	Class	Laps	Time	Gap	Rel.	Fastest Lap	
1	8 BALDAN Nicola	ITA	Aikoa Racing	Aikoa Racing	Audi RS3 LMS	TCR	13	22'27.553		2	1'42.002	
2	67 PELLEGRINI Marco	ITA	Pellegrini Marco	Pinetti Motorsport	Audi RS3 LMS	TCR	13	22'49.459	21.906	21.906	4	1'43.364
3	90 BABUIN Denis	ITA	Babuin Denis	Planet Motorsport	Audi RS3 LMS	TCR	13	22'52.554	25.001	3.095	2	1'42.827
4	81 REDUZZI Damiano	ITA	Reduzzi Damiano	Trico WRT	Hyundai Elantra N	TCR	13	22'53.706	26.153	1.152	5	1'43.652
5	72 PELATTI Sandro	ITA	Pelatti Sandro	PMA Motorsport	Audi RS3 LMS	TCR	13	22'59.237	31.684	5.531	3	1'44.183
6	24 CITERA Antonio	AUT	RTM Motorsport	RTM Motorsport	Honda Civic FK7	TCR	13	23'16.130	48.577	16.893	4	1'44.767
7	3 GURRIERI Raffaele	ITA	Gurrieri Raffaele	Girasole	Cupra Leon VZ	TCR	13	23'16.544	48.991	0.414	3	1'44.945

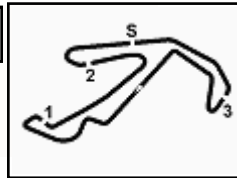
Starting: 7 Classified: 7 Not Classified: 0 Retired: 0 Not Started: 0
 Fastest Lap N. 2 No. 8 Nicola Baldan Time 1'42.002 Avg. 149,150 Km/h

Humidity:	56%	AIR	21°C
Condition:	DRY	Track	18°C

Clerk of the Course : Fabrizio Fondacci

Race Director : Gianluca Marotta

	Start	End
05/05/2024	10:03	10:26



ACI Racing Weekend Misano, 4-5 Maggio 2024

TCR Italy - Classifica Rookie Gara 2

Misano Circuit Sic 58 4.226 m

Laps 13 = 54,938 km - Avg 145,535 km/h - Race Time 22'38.966

No.	Driver	Nat	Entrant	Team	Car	Class	Laps	Time	Gap	Rel.	Fastest Lap
1	82 CIMENES Jacopo	ITA	MM Motorsport	MM Motorsport	Honda Civic FL5	TCR	13	22'38.966		3	1'42.520
2	17 TAYLOR Nicolas	CAN	Best Lap	PMA Motorsport	Audi RS3 LMS	TCR	13	22'52.812	13.846	13.846	2 1'42.829
3	12 COVINI Gabriele	ITA	BRC Racing Team		Hyundai Elantra N	TCR	13	22'57.362	18.396	4.550	3 1'43.991
4	77 DANOVA Federico	ITA	MM Motorsport	MM Motorsport	Honda Civic FK7	TCR	13	23'03.256	24.290	5.894	13 1'44.814
----- Not Classified -----											
RET	91 MARTINEZ Luciano	ARG	Martinez Luciano	Pinetti Motorsport	Audi RS3 LMS	TCR	8	14'08.148	5 Laps		3 1'42.838

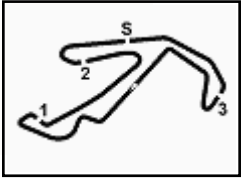
Starting: 5 Classified: 4 Not Classified: 0 Retired: 1 Not Started: 0
 Fastest Lap N. 3 No. 82 Jacopo Cimenes Time 1'42.520 Avg. 148,396 Km/h

Humidity:	56%	AIR	21°C
Condition:	DRY	Track	18°C

Clerk of the Course : Fabrizio Fondacci

Race Director : Gianluca Marotta

	Start	End
05/05/2024	10:03	10:26



ACI Racing Weekend Misano, 4-5 Maggio 2024

TCR Italy - Classifica Under Gara 2

Misano Circuit Sic 58 4.226 m

Laps 13 = 54,938 km - Avg 147,035 km/h - Race Time 22'25.102

No.	Driver	Nat	Entrant	Team	Car	Class	Laps	Time	Gap	Rel.	Fastest Lap
1	87 PARK Junui	KOR	Solite Indigo Racing	Solite Indigo Racing	Hyundai Elantra N	TCR	13	22'25.102		3	1'41.804
2	76 LEY Alex	GBR	Target	Target	Hyundai Elantra N	TCR	13	22'34.598	9.496	9.496	3 1'42.411
3	82 CIMENES Jacopo	ITA	MM Motorsport	MM Motorsport	Honda Civic FL5	TCR	13	22'38.966	13.864	4.368	3 1'42.520
4P	27 VOLT Ruben	EST	ALM Motorsport	ALM Motorsport	Honda Civic FL5	TCR	13	22'40.778	15.676	1.812	3 1'42.419
5P	64 LOSONCZY Levente	HUN	ALM Motorsport	ALM Motorsport	Honda Civic FL5	TCR	13	22'47.075	21.973	6.297	4 1'43.228
6	38 BARBERI Filippo	ITA	Aikoa Racing	Aikoa Racing	Audi RS3 LMS	TCR	13	22'50.339	25.237	3.264	5 1'43.388
7	17 TAYLOR Nicolas	CAN	Best Lap	PMA Motorsport	Audi RS3 LMS	TCR	13	22'52.812	27.710	2.473	2 1'42.829
8	12 COVINI Gabriele	ITA	BRC Racing Team		Hyundai Elantra N	TCR	13	22'57.362	32.260	4.550	3 1'43.991
9	69 FOSSATI Tommaso	ITA	Fossati Tommaso	FOX Racing Team	Audi RS3 LMS	TCR	13	22'59.489	34.387	2.127	4 1'43.037
10	77 DANOVA Federico	ITA	MM Motorsport	MM Motorsport	Honda Civic FK7	TCR	13	23'03.256	38.154	3.767	13 1'44.814
11	7 KIM Hwarang	KOR	Target	Target	Hyundai Elantra N	TCR	10	18'14.105	3 Laps	3 Laps	4 1'42.974
----- Not Classified -----											
RET	91 MARTINEZ Luciano	ARG	Martinez Luciano	Pinetti Motorsport	Audi RS3 LMS	TCR	8	14'08.148	5 Laps	3	1'42.838
RET	11 ROCCA Paolo	ITA	ALM Motorsport	ALM Motorsport	Honda Civic FL5	TCR	6	10'52.874	7 Laps	4	1'43.308

Starting: 13 Classified: 11 Not Classified: 0 Retired: 2 Not Started: 0

Fastest Lap N. 3 No. 87 Junui Park Time 1'41.804 Avg. 149,440 Km/h

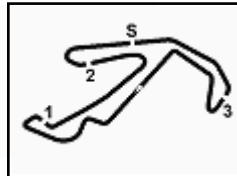
Humidity:	56%	AIR	21°C
Condition:	DRY	Track	18°C

Clerk of the Course : Fabrizio Fondacci

Race Director : Gianluca Marotta

	Start	End
05/05/2024	10:03	10:26





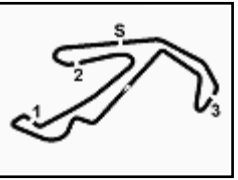
Misano Circuit Sic 58 4.226 m

ACI Racing Weekend Misano, 4-5 Maggio 2024
TCR Italy - Contagiri Gara 2

	Lap												
	1	2	3	4	5	6	7	8	9	10	11	12	13
1	87	87	87	87	87	87	87	87	87	87	87	87	87
2	4	4	4	4	4	8	8	8	8	8	8	8	8
3	8	8	8	8	8	44	44	44	44	44	44	44	44
4	44	44	44	44	44	4	4	4	4	76	76	76	76
5	82	82	82	82	82	82	82	82	76	4	4	4	4
6	90	90	76	76	76	76	76	76	82	82	27	27	27
7	76	76	90	90	27	27	27	27	27	27	82	82	82
8	17	17	17	27	90	97	97	97	97	97	97	97	64
9	97	27	27	97	97	90	64	64	64	64	64	64	67
10	27	97	97	64	64	64	90	90	90	90	90	90	5
11	7	7	64	17	17	17	67	7	7	67	67	67	38
12	64	64	11	11	11	67	7	67	67	5	5	5	90
13	11	11	67	67	67	7	17	5	5	38	38	38	17
14	67	67	5	5	91	5	5	38	38	17	17	17	81
15	5	5	91	91	5	38	38	17	17	81	81	81	9
16	81	81	7	7	7	81	81	81	9	9	9	9	12
17	72	91	81	38	38	9	9	91	81	72	72	72	72
18	91	38	38	81	81	91	91	9	72	12	12	12	69
19	38	9	9	9	9	72	72	72	12	69	69	69	77
20	9	72	72	72	72	12	12	12	69	77	77	77	24
21	77	12	12	12	12	69	69	69	77	24	24	24	3
22	12	77	69	69	69	24	77	77	24	3	3	3	97
23	69	69	77	77	77	24	24	3	7				
24	3	3	3	24	24	3	3						
25	24	24	24	3	3	11							

Final Result		
1	87 PARK J.	Laps 13
2	8 BALDAN N.	2.451
3	44 IMBERTI M.	3.350
4	76 LEY A.	9.496
5	4 TAVANO S.	10.220
6	82 CIMENES J.	13.864
7	27 VOLT R. (P)	15.676
8	64 LOSONCZY L. (P)	21.973
9	67 PELLEGRINI M.	24.357
10	5 BARBERINI C.	24.941
11	38 BARBERI F.	25.237
12	90 BABUIN D.	27.452
13	17 TAYLOR N.	27.710
14	81 REDUZZI D.	28.604
15	9 POLONI M.	30.231
16	12 COVINI G.	32.260
17	72 PELATTI S.	34.135
18	69 FOSSATI T.	34.387
19	77 DANOVA F.	38.154
20	24 CITERA A.	51.028
21	3 GURRIERI R.	51.442
22	97 PARK J.	59.749
23	7 KIM H.	3 Laps
RET	91 MARTINEZ L.	5 Laps
RET	11 ROCCA P.	7 Laps





ACI Racing Weekend Misano, 4-5 Maggio 2024

TCR Italy - Best Sectors & Speed Gara 2

Misano Circuit Sic 58 4.226 m

RESULTS

			Laps
1	87 PARK Junui	Hvundai Elantra N	13
2	8 BALDAN Nicola	Audi RS3 LMS	2,451
3	44 IMBERTI Michele	Hvundai Elantra N	3,350
4	76 LEY Alex	Hvundai Elantra N	9,496
5	4 TAVANO Salvatore	Cupra Leon VZ	10,220
6	82 CIMENES Jacopo	Honda Civic FL5	13,864
7	27 VOLT Ruben	Honda Civic FL5	15,676
8	64 LOSONCZY Levente	Honda Civic FL5	21,973
9	67 PELLEGRINI Marco	Audi RS3 LMS	24,357
10	5 BARBERINI Cosimo	Cupra Leon Competition	24,941
11	38 BARBERI Filippo	Audi RS3 LMS	25,237
12	90 BABUIN Denis	Audi RS3 LMS	27,452
13	17 TAYLOR Nicolas	Audi RS3 LMS	27,710
14	81 REDUZZI Damiano	Hvundai Elantra N	28,604
15	9 POLONI Matteo	Audi RS3 LMS	30,231
16	12 COVINI Gabriele	Hvundai Elantra N	32,260
17	72 PELATTI Sandro	Audi RS3 LMS	34,135
18	69 FOSSATI Tommaso	Audi RS3 LMS	34,387
19	77 DANOVA Federico	Honda Civic FK7	38,154
20	24 CITERA Antonio	Honda Civic FK7	51,028
21	3 GURRIERI Raffaele	Cupra Leon VZ	51,442
22	97 PARK Junesung	Hvundai Elantra N	59,749
23	7 KIM Hwarang	Hvundai Elantra N	3 Laps
RET	91 MARTINEZ Luciano	Audi RS3 LMS	5 Laps
RET	11 ROCCA Paolo	Honda Civic FL5	7 Laps

SPEED

1	9 POLONI Matteo	Audi RS3 LMS	206,5
2	38 BARBERI Filippo	Audi RS3 LMS	204,2
3	17 TAYLOR Nicolas	Audi RS3 LMS	203,0
4	27 VOLT Ruben	Honda Civic FL5	202,6
5	91 MARTINEZ Luciano	Audi RS3 LMS	202,2
6	5 BARBERINI Cosimo	Cupra Leon Competition	201,9
7	8 BALDAN Nicola	Audi RS3 LMS	201,9
8	90 BABUIN Denis	Audi RS3 LMS	201,9
9	67 PELLEGRINI Marco	Audi RS3 LMS	201,5
10	3 GURRIERI Raffaele	Cupra Leon VZ	201,5
11	4 TAVANO Salvatore	Cupra Leon VZ	201,5
12	11 ROCCA Paolo	Honda Civic FL5	201,5
13	72 PELATTI Sandro	Audi RS3 LMS	201,1
14	97 PARK Junesung	Hvundai Elantra N	200,7
15	82 CIMENES Jacopo	Honda Civic FL5	200,4
16	64 LOSONCZY Levente	Honda Civic FL5	200,0
17	12 COVINI Gabriele	Hvundai Elantra N	199,6
18	69 FOSSATI Tommaso	Audi RS3 LMS	199,6
19	7 KIM Hwarang	Hvundai Elantra N	199,3
20	24 CITERA Antonio	Honda Civic FK7	199,3
21	81 REDUZZI Damiano	Hvundai Elantra N	198,9
22	76 LEY Alex	Hvundai Elantra N	198,2
23	44 IMBERTI Michele	Hvundai Elantra N	197,8
24	87 PARK Junui	Hvundai Elantra N	197,8
25	77 DANOVA Federico	Honda Civic FK7	194,2

SEG. 1

1	87 PARK Junui	26.381
2	44 IMBERTI Michele	26.695
3	90 BABUIN Denis	26.702
4	64 LOSONCZY Levente	26.708
5	76 LEY Alex	26.744
6	8 BALDAN Nicola	26.754
7	4 TAVANO Salvatore	26.827
8	27 VOLT Ruben	26.867
9	97 PARK Junesung	26.898
10	69 FOSSATI Tommaso	26.907
11	82 CIMENES Jacopo	26.934
12	11 ROCCA Paolo	26.944
13	7 KIM Hwarang	26.963
14	17 TAYLOR Nicolas	26.969
15	81 REDUZZI Damiano	26.985
16	38 BARBERI Filippo	27.047
17	12 COVINI Gabriele	27.054
18	91 MARTINEZ Luciano	27.055
19	5 BARBERINI Cosimo	27.090
20	9 POLONI Matteo	27.132
21	24 CITERA Antonio	27.142
22	72 PELATTI Sandro	27.197
23	67 PELLEGRINI Marco	27.241
24	77 DANOVA Federico	27.334
25	3 GURRIERI Raffaele	27.569

SEG. 2

1	87 PARK Junui	24.198
2	4 TAVANO Salvatore	24.221
3	97 PARK Junesung	24.233
4	8 BALDAN Nicola	24.237
5	44 IMBERTI Michele	24.260
6	38 BARBERI Filippo	24.280
7	11 ROCCA Paolo	24.284
8	7 KIM Hwarang	24.290
9	27 VOLT Ruben	24.293
10	82 CIMENES Jacopo	24.294
11	90 BABUIN Denis	24.344
12	76 LEY Alex	24.351
13	17 TAYLOR Nicolas	24.357
14	91 MARTINEZ Luciano	24.359
15	69 FOSSATI Tommaso	24.368
16	5 BARBERINI Cosimo	24.388
17	64 LOSONCZY Levente	24.417
18	9 POLONI Matteo	24.432
19	81 REDUZZI Damiano	24.480
20	72 PELATTI Sandro	24.500
21	67 PELLEGRINI Marco	24.516
22	12 COVINI Gabriele	24.603
23	3 GURRIERI Raffaele	24.633
24	24 CITERA Antonio	24.713
25	77 DANOVA Federico	24.856

SEG. 3

1	8 BALDAN Nicola	28.489
2	27 VOLT Ruben	28.500
3	4 TAVANO Salvatore	28.560
4	87 PARK Junui	28.586
5	17 TAYLOR Nicolas	28.629
6	91 MARTINEZ Luciano	28.648
7	67 PELLEGRINI Marco	28.651
8	97 PARK Junesung	28.683
9	76 LEY Alex	28.702
10	12 COVINI Gabriele	28.710
11	5 BARBERINI Cosimo	28.729
12	44 IMBERTI Michele	28.747
13	82 CIMENES Jacopo	28.750
14	9 POLONI Matteo	28.779
15	11 ROCCA Paolo	28.792
16	64 LOSONCZY Levente	28.812
17	38 BARBERI Filippo	28.827
18	90 BABUIN Denis	28.874
19	7 KIM Hwarang	28.902
20	69 FOSSATI Tommaso	28.905
21	81 REDUZZI Damiano	29.037
22	3 GURRIERI Raffaele	29.056
23	72 PELATTI Sandro	29.209
24	24 CITERA Antonio	29.302
25	77 DANOVA Federico	29.308

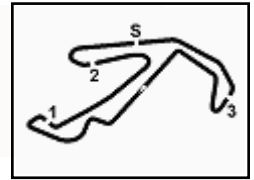
SEG. 4

1	91 MARTINEZ Luciano	22.388
2	87 PARK Junui	22.460
3	11 ROCCA Paolo	22.471
4	4 TAVANO Salvatore	22.475
5	44 IMBERTI Michele	22.481
6	38 BARBERI Filippo	22.485
7	82 CIMENES Jacopo	22.492
8	64 LOSONCZY Levente	22.507
9	8 BALDAN Nicola	22.522
10	76 LEY Alex	22.564
11	7 KIM Hwarang	22.594
12	67 PELLEGRINI Marco	22.605
13	12 COVINI Gabriele	22.617
14	27 VOLT Ruben	22.645
15	69 FOSSATI Tommaso	22.669
16	17 TAYLOR Nicolas	22.681
17	97 PARK Junesung	22.707
18	5 BARBERINI Cosimo	22.758
19	81 REDUZZI Damiano	22.762
20	90 BABUIN Denis	22.839
21	9 POLONI Matteo	22.970
22	72 PELATTI Sandro	22.973
23	77 DANOVA Federico	23.041
24	3 GURRIERI Raffaele	23.141
25	24 CITERA Antonio	23.187

05/05/2024

Powered by FICR PERUGIA TIMING





ACI Racing Weekend Misano, 4-5 Maggio 2024

TCR Italy - Analisi Tempi Gara 2

Misano Circuit Sic 58 4.226 m

Start at 10:03'09.729

1 / 4

3 R. GURRIERI (1'44.945)								8 N. BALDAN (1'42.002)							
Lap	Seg.1	Seg.2	Seg.3	Seg.4	Lap Time	km/h	Local Time	Lap	Seg.1	Seg.2	Seg.3	Seg.4	Lap Time	km/h	Local Time
1		25.540	30.469	23.568	1'59.717	201,5	10:05'09.446	1		24.645	28.706	22.708	1'50.589	200,4	10:05'00.318
2	27.929	24.706	30.154	23.141	1'45.930	201,5	10:06'55.376	2	26.754	24.237	28.489	22.522	1'42.002	201,5	10:06'42.320
3	27.569	24.633	29.508	23.235	1'44.945	200,7	10:08'40.321	3	26.809	24.274	28.506	22.641	1'42.230	201,5	10:08'24.550
4	27.583	25.495	29.542	23.461	1'46.081	199,6	10:10'26.402	4	26.785	24.359	28.576	22.926	1'42.646	201,9	10:10'07.196
5	27.678	24.777	29.394	23.469	1'45.318	199,3	10:12'11.720	5	27.062	24.356	28.825	22.867	1'43.110	200,7	10:11'50.306
6	27.840	24.760	29.095	23.600	1'45.295	200,4	10:13'57.015	6	27.308	24.783	28.764	22.799	1'43.654	200,0	10:13'33.960
7	28.061	24.913	29.971	23.748	1'46.693	198,5	10:15'43.708	7	27.007	24.406	28.767	22.902	1'43.082	199,6	10:15'17.042
8	28.340	24.904	29.056	25.591	1'47.891	200,0	10:17'31.599	8	27.071	24.384	28.909	22.887	1'43.251	199,3	10:17'00.293
9	27.930	24.752	29.979	23.816	1'46.477	196,7	10:19'18.076	9	27.265	24.469	28.778	22.876	1'43.388	199,6	10:18'43.681
10	27.795	24.731	29.541	23.989	1'46.056	193,2	10:21'04.132	10	27.116	24.405	28.821	22.951	1'43.293	199,6	10:20'26.974
11	28.245	24.863	29.583	23.687	1'46.378	200,7	10:22'50.510	11	27.188	24.542	28.718	22.911	1'43.359	200,4	10:22'10.333
12	29.335	24.937	29.780	24.578	1'48.630	199,3	10:24'39.140	12	27.151	24.446	28.756	22.967	1'43.320	200,0	10:23'53.653
13	28.153	25.026	29.621	24.333	1'47.133	199,6	10:26'26.274	13	27.098	24.612	28.812	23.107	1'43.629	200,4	10:25'37.282
Race Time 23'16.544								Race Time 22'27.553							

4 S. TAVANO (1'42.137)								9 M. POLONI (1'43.783)							
Lap	Seg.1	Seg.2	Seg.3	Seg.4	Lap Time	km/h	Local Time	Lap	Seg.1	Seg.2	Seg.3	Seg.4	Lap Time	km/h	Local Time
1		24.471	28.611	22.837	1'49.862	200,4	10:04'59.591	1		25.266	29.366	23.087	1'57.340	206,5	10:05'07.069
2	26.827	24.275	28.560	22.475	1'42.137	200,0	10:06'41.728	2	27.694	24.448	29.190	23.256	1'44.588	206,1	10:06'51.657
3	26.842	24.299	28.596	22.560	1'42.297	200,4	10:08'24.025	3	27.132	24.432	29.249	22.970	1'43.783	206,1	10:08'35.440
4	26.940	24.221	28.918	22.869	1'42.948	200,7	10:10'06.973	4	28.128	24.691	28.959	23.051	1'44.829	205,7	10:10'20.269
5	26.965	24.448	28.892	22.835	1'43.140	200,0	10:11'50.113	5	27.401	24.579	28.779	23.076	1'43.835	204,2	10:12'04.104
6	28.022	24.859	29.105	23.128	1'45.114	201,5	10:13'35.227	6	27.586	24.781	29.022	23.309	1'44.698	204,5	10:13'48.802
7	27.418	24.547	29.027	22.977	1'43.969	199,6	10:15'19.196	7	27.711	24.756	28.857	23.132	1'44.456	203,4	10:15'33.258
8	27.355	24.635	29.097	22.879	1'43.966	199,6	10:17'03.162	8	28.135	24.811	29.050	23.295	1'45.291	206,5	10:17'18.549
9	27.313	24.507	28.990	23.207	1'44.017	199,6	10:18'47.179	9	27.790	24.658	29.137	23.348	1'44.933	202,6	10:19'03.482
10	27.261	24.569	30.009	23.065	1'44.904	198,9	10:20'32.083	10	27.971	25.435	29.213	23.429	1'46.048	204,5	10:20'49.530
11	27.447	24.649	28.986	23.200	1'44.282	200,7	10:22'16.365	11	27.732	24.818	29.249	23.418	1'45.217	205,7	10:22'34.747
12	27.418	24.538	29.018	23.192	1'44.166	200,0	10:24'00.531	12	27.909	24.760	28.849	23.448	1'44.966	203,8	10:24'19.713
13	27.416	24.726	29.122	23.256	1'44.520	200,4	10:25'45.051	13	27.860	24.887	29.097	23.505	1'45.349	204,9	10:26'05.062
Race Time 22'35.322								Race Time 22'55.333							

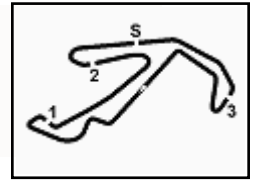
5 C. BARBERINI (1'43.260)								11 P. ROCCA (1'43.308)							
Lap	Seg.1	Seg.2	Seg.3	Seg.4	Lap Time	km/h	Local Time	Lap	Seg.1	Seg.2	Seg.3	Seg.4	Lap Time	km/h	Local Time
1		25.611	29.622	22.985	1'55.623	198,2	10:05'05.352	1		25.815	29.158	22.703	1'54.460	200,4	10:05'04.189
2	27.222	24.613	28.935	22.922	1'43.692	200,7	10:06'49.044	2	27.540	24.367	28.850	22.911	1'43.668	201,1	10:06'47.857
3	27.358	24.614	28.846	22.758	1'43.576	200,4	10:08'32.620	3	27.588	24.650	28.792	22.471	1'43.501	201,1	10:08'31.358
4	27.090	24.388	28.729	23.053	1'43.260	201,9	10:10'15.880	4	26.944	24.284	28.913	23.167	1'43.308	201,5	10:10'14.666
5	27.911	24.832	28.959	23.059	1'44.761	200,7	10:12'00.641	5	27.974	24.945	28.948	22.993	1'44.860	200,7	10:11'59.526
6	27.337	25.700	29.220	23.599	1'45.856	200,7	10:13'46.497	6	28.013	25.420	29.103	40.541	2'03.077P	200,4	10:14'02.603
7	27.280	24.844	28.938	22.892	1'43.954	199,6	10:15'30.451	Race Time 10'52.874							
8	27.707	24.781	29.292	23.001	1'44.781	200,7	10:17'15.232								
9	27.613	24.950	29.282	23.284	1'45.129	199,3	10:19'00.361								
10	27.776	24.763	29.142	23.243	1'44.924	199,6	10:20'45.285								
11	27.522	24.722	29.155	23.243	1'44.642	199,6	10:22'29.927								
12	27.851	24.714	29.091	23.089	1'44.745	199,6	10:24'14.672								
13	27.542	24.706	29.173	23.679	1'45.100	200,7	10:25'59.772								
Race Time 22'50.043															

7 H. KIM (1'42.974)								12 G. COVINI (1'43.991)							
Lap	Seg.1	Seg.2	Seg.3	Seg.4	Lap Time	km/h	Local Time	Lap	Seg.1	Seg.2	Seg.3	Seg.4	Lap Time	km/h	Local Time
1		25.288	28.986	23.274	1'53.965	199,3	10:05'03.694	1		25.765	30.394	23.333	1'58.341	189,5	10:05'08.070
2	27.277	24.290	28.902	22.892	1'43.361	198,2	10:06'47.055	2	28.361	24.720	28.710	22.617	1'44.408	198,9	10:06'52.478
3	29.614	25.549	29.117	22.786	1'47.066	198,9	10:08'34.121	3	27.054	24.626	29.459	22.852	1'43.991	198,5	10:08'36.469
4	26.990	24.321	29.069	22.594	1'42.974	198,5	10:10'17.095	4	27.644	24.614	29.387	23.191	1'44.836	198,5	10:10'21.305
5	26.963	24.515	29.426	22.813	1'43.717	197,8	10:12'00.812	5	27.612	24.897	29.295	23.438	1'45.242	196,7	10:12'06.547
6	27.552	24.987	29.100	22.926	1'44.565	198,9	10:13'45.377	6	27.316	25.035	29.362	23.468	1'45.181	199,3	10:13'51.728
7	27.143	24.590	29.290	23.627	1'44.650	195,7	10:15'30.027	7	27.560	24.666	29.236	23.204	1'44.666	197,1	10:15'36.394
8	27.511	24.750	28.993	22.851	1'44.105	197,4	10:17'14.132	8	27.384	24.603	29.165	24.441	1'45.593	198,9	10:17'21.987
9	27.250	24.643	29.192	23.884	1'44.969	196,4	10:18'59.101	9	27.791	24.712	29.461	23.161	1'45.125	197,4	10:19'07.112
10	29.626	33.374	35.469	46.264	2'24.733P	182,7	10:21'23.834	10	27.309	25.011	29.352	23.262	1'44.934	197,8	10:20'52.046
Race Time 18'14.105															

17 N. TAYLOR (1'42.829)							
Lap	Seg.1	Seg.2	Seg.3	Seg.4	Lap Time	km/h	Local Time
1		25.116	29.277	22.681	1'53.156	203,0	10:05'02.885
2	26.969	24.357	28.672	22.831	1'42.829	201,5	10:06'45.714
3	27.212	24.535	28.629	22.972	1'43.348	201,1	10:08'29.062

05/05/2024

P = Pits In/Out - C = Lap Time Cancelled



ACI Racing Weekend Misano, 4-5 Maggio 2024

TCR Italy - Analisi Tempi Gara 2

Misano Circuit Sic 58.4.226m

Start at 10:03'09.729

2 / 4

4	28.090	24.849	28.968	23.600	1'45.507	200,4	10:10'14.569	3	26.732	24.311	28.990	22.481	1'42.514	196,7	10:08'25.719		
5	27.801	24.830	28.872	23.211	1'44.714	200,4	10:11'59.283	4	26.695	24.271	28.747	22.619	1'42.332	197,4	10:10'08.051		
6	27.990	24.971	28.814	23.151	1'44.926	200,0	10:13'44.209	5	26.844	24.359	28.870	22.724	1'42.797	197,1	10:11'50.848		
7	27.687	24.843	28.756	24.562	1'45.848	199,3	10:15'30.057	6	26.974	24.897	29.009	22.706	1'43.586	196,7	10:13'34.434		
8	28.793	25.360	29.024	23.343	1'46.520	200,4	10:17'16.577	7	26.940	24.512	29.070	22.704	1'43.226	196,0	10:15'17.660		
9	27.911	24.913	28.975	23.473	1'45.272	199,6	10:19'01.849	8	26.969	24.660	29.093	22.725	1'43.447	194,9	10:17'01.107		
10	27.683	24.863	29.070	23.623	1'45.239	199,6	10:20'47.088	9	26.944	24.533	28.947	22.823	1'43.247	196,0	10:18'44.354		
11	27.742	24.977	28.931	23.294	1'44.944	200,0	10:22'32.032	10	26.970	24.544	28.977	22.764	1'43.255	196,0	10:20'27.609		
12	27.867	24.796	28.947	23.451	1'45.061	200,4	10:24'17.093	11	26.950	24.602	28.951	22.889	1'43.392	196,4	10:22'11.001		
13	27.922	24.886	29.132	23.508	1'45.448	198,5	10:26'02.541	12	27.054	24.535	28.999	22.826	1'43.414	196,4	10:23'54.415		
								Race Time	22'52.812	13	27.135	24.625	29.121	22.885	1'43.766	195,7	10:25'38.181

Race Time 22'28.452

24 A. CITERA (1'44.767)
64 L. LOSONCZY (1'43.228)

Lap	Seg.1	Seg.2	Seg.3	Seg.4	Lap Time	km/h	Local Time
1		26.014	30.641	23.638	2'00.341	199,3	10:05'10.070
2	27.673	24.841	30.041	23.444	1'45.999	198,9	10:06'56.069
3	27.142	24.961	29.641	23.316	1'45.060	197,8	10:08'41.129
4	27.161	24.713	29.548	23.345	1'44.767	198,2	10:10'26.896
5	27.336	25.090	29.302	23.187	1'44.915	198,9	10:12'10.811
6	27.330	24.832	29.664	23.691	1'45.517	197,8	10:13'56.328
7	28.164	25.360	29.631	23.791	1'46.946	196,7	10:15'43.274
8	27.954	25.039	29.448	25.130	1'47.571	196,7	10:17'30.845
9	28.011	25.086	29.773	23.755	1'46.625	197,1	10:19'17.470
10	27.849	24.827	29.553	24.002	1'46.231	197,1	10:21'03.701
11	28.105	25.019	29.565	23.903	1'46.592	197,4	10:22'50.293
12	29.027	24.949	29.990	24.602	1'48.568	197,4	10:24'38.861
13	28.034	25.118	29.530	24.316	1'46.998	197,4	10:26'25.859

Race Time 23'16.130

Lap	Seg.1	Seg.2	Seg.3	Seg.4	Lap Time	km/h	Local Time
1		25.443	29.211	22.810	1'54.176	199,3	10:05'03.905
2	27.520	24.417	28.963	22.879	1'43.779	200,0	10:06'47.684
3	27.546	24.465	28.812	22.507	1'43.330	199,6	10:08'31.014
4	26.708	24.480	29.063	22.977	1'43.228	197,4	10:10'14.242
5	26.936	24.517	29.061	22.866	1'43.380	198,9	10:11'57.622
6	27.061	24.746	29.381	23.074	1'44.262	199,6	10:13'41.884
7	27.332	24.580	29.001	22.819	1'43.732	198,2	10:15'25.616
8	27.119	24.530	28.974	22.887	1'43.510	198,9	10:17'09.126
9	27.011	24.604	29.054	23.016	1'43.685	198,9	10:18'52.811
10	27.408	24.667	28.888	23.118	1'44.081	198,5	10:20'36.892
11	27.082	24.731	29.117	23.103	1'44.033	199,3	10:22'20.925
12	27.380	24.751	29.042	23.207	1'44.380	199,6	10:24'05.305
13	27.486	25.585	29.888	23.540	1'46.499	198,5	10:25'51.804

Race Time 22'42.075 + 5.000Pen

27 R. VOLT (1'42.419)
67 M. PELLEGRINI (1'43.364)

Lap	Seg.1	Seg.2	Seg.3	Seg.4	Lap Time	km/h	Local Time
1		25.692	28.898	22.936	1'53.852	202,2	10:05'03.581
2	26.985	24.326	28.650	23.386	1'43.347	202,6	10:06'46.928
3	26.967	24.307	28.500	22.645	1'42.419	202,2	10:08'29.347
4	26.973	24.293	28.669	23.048	1'42.983	202,2	10:10'12.330
5	27.146	24.419	28.881	22.867	1'43.313	200,7	10:11'55.643
6	26.867	24.464	28.596	22.816	1'42.743	200,7	10:13'38.386
7	27.052	24.539	28.673	23.115	1'43.379	200,4	10:15'21.765
8	27.180	24.625	28.874	23.028	1'43.707	201,1	10:17'05.472
9	27.137	24.580	28.708	23.253	1'43.678	200,7	10:18'49.150
10	27.247	24.539	28.894	23.198	1'43.878	201,1	10:20'33.028
11	27.475	24.694	28.893	23.253	1'44.315	201,5	10:22'17.343
12	27.135	24.531	28.935	23.196	1'43.797	201,5	10:24'01.140
13	27.235	24.557	29.037	23.538	1'44.367	200,7	10:25'45.507

Race Time 22'35.778 + 5.000Pen

Lap	Seg.1	Seg.2	Seg.3	Seg.4	Lap Time	km/h	Local Time
1		25.430	29.561	22.885	1'55.168	200,0	10:05'04.897
2	27.260	24.650	28.873	22.735	1'43.518	200,7	10:06'48.415
3	27.595	24.516	28.835	22.605	1'43.551	201,5	10:08'31.966
4	27.241	24.531	28.651	22.941	1'43.364	201,5	10:10'15.330
5	27.612	24.874	29.062	23.139	1'44.687	200,4	10:12'00.017
6	27.522	25.172	28.894	22.984	1'44.572	201,1	10:13'44.589
7	27.514	24.889	28.888	23.793	1'45.084	200,4	10:15'29.673
8	27.699	25.181	29.250	23.160	1'45.290	200,0	10:17'14.963
9	27.496	24.971	29.281	23.229	1'44.977	199,6	10:18'59.940
10	27.908	24.741			1'44.809	199,3	10:20'44.749
11	27.527	24.718			1'44.562	198,2	10:22'29.311
12	27.561	24.659	29.156	23.161	1'44.537	200,0	10:24'13.848
13	27.425	24.951	29.497	23.467	1'45.340	199,3	10:25'59.188

Race Time 22'49.459

38 F. BARBERI (1'43.388)
69 T. FOSSATI (1'43.037)

Lap	Seg.1	Seg.2	Seg.3	Seg.4	Lap Time	km/h	Local Time
1		25.739	29.788	23.245	1'57.003	203,4	10:05'06.732
2	27.580	24.423	29.260	22.600	1'43.863	202,2	10:06'50.595
3	27.664	24.580	29.283	22.926	1'44.453	203,0	10:08'35.048
4	27.863	24.280	28.837	22.485	1'43.465	201,9	10:10'18.513
5	27.047	24.692	28.827	22.822	1'43.388	202,6	10:12'01.901
6	27.140	24.764	29.259	23.720	1'44.883	204,2	10:13'46.784
7	27.527	24.571	29.072	22.852	1'44.022	203,0	10:15'30.806
8	27.739	24.814	29.105	23.136	1'44.794	203,0	10:17'15.600
9	27.445	24.886	29.344	23.256	1'44.931	202,2	10:19'00.531
10	27.803	24.892	29.120	23.117	1'44.932	202,2	10:20'45.463
11	27.610	24.673	29.337	22.975	1'44.595	201,9	10:22'30.058
12	27.955	24.809	29.016	23.080	1'44.860	203,0	10:24'14.918
13	27.508	24.781	29.085	23.776	1'45.150	201,9	10:26'00.068

Race Time 22'50.339

Lap	Seg.1	Seg.2	Seg.3	Seg.4	Lap Time	km/h	Local Time
1		26.004	30.370	23.410	1'59.113	198,9	10:05'08.842
2	28.114	24.819	30.056	22.669	1'45.658	191,8	10:06'54.500
3	28.028	24.461	29.220	22.901	1'44.610	198,5	10:08'39.110
4	26.907	24.368	28.905	22.857	1'43.037	199,3	10:10'22.147
5	27.172	24.907	29.495	23.156	1'44.730	199,6	10:12'06.877
6	27.481	24.929	29.528	23.421	1'45.359	197,4	10:13'52.236
7	27.499	24.889	29.827	22.991	1'45.206	191,8	10:15'37.442
8	27.274	24.805	29.260	23.585	1'44.924	197,8	10:17'22.366
9	27.807	24.994	29.401	23.159	1'45.361	197,8	10:19'07.727
10	27.369	25.239	29.011	23.232	1'44.851	197,4	10:20'52.578
11	27.541	24.953	29.166	23.420	1'45.080	197,4	10:22'37.658
12	27.520	25.019	28.998	23.259	1'44.796	197,4	10:24'22.454
13	27.693	25.235	30.217	23.619	1'46.764	199,3	10:26'09.218

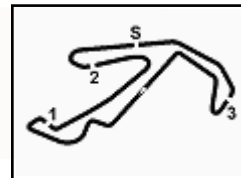
Race Time 22'59.489

44 M. IMBERTI (1'42.332)
72 S. PELATTI (1'44.183)

Lap	Seg.1	Seg.2	Seg.3	Seg.4	Lap Time	km/h	Local Time
1		24.651	28.786	22.664	1'51.018	197,8	10:05'00.747
2	26.787	24.260	28.890	22.521	1'42.458	197,1	10:06'43.205

Lap	Seg.1	Seg.2	Seg.3	Seg.4	Lap Time	km/h	Local Time
1		25.953	29.420	23.344	1'56.475	201,1	10:05'06.204

05/05/2024 P = Pits In/Out - C = Lap Time Cancelled



ACI Racing Weekend Misano, 4-5 Maggio 2024

TCR Italy - Analisi Tempi Gara 2

Misano Circuit Sic 58 4.226 m

Start at 10:03'09.729

3 / 4

2	27.443	24.500	30.195	23.802	1'45.940	194,6	10:06'52.144	1		24.705	28.904	22.700	1'51.628	200,4	10:05'01.357		
3	27.197	24.666	29.347	22.973	1'44.183	199,6	10:08'36.327	2	26.991	24.319	28.838	22.492	1'42.640	199,6	10:06'43.997		
4	27.595	24.616	29.399	23.104	1'44.714	199,3	10:10'21.041	3	26.934	24.294	28.750	22.542	1'42.520	199,3	10:08'26.517		
5	27.564	25.111	29.209	23.422	1'45.306	198,2	10:12'06.347	4	26.964	24.298	28.838	22.758	1'42.858	199,6	10:10'09.375		
6	27.344	25.159	29.226	23.445	1'45.174	200,4	10:13'51.521	5	26.983	24.401	28.962	22.808	1'43.154	199,6	10:11'52.529		
7	27.293	24.687	29.229	23.142	1'44.351	198,5	10:15'35.872	6	27.109	24.461	28.985	22.859	1'43.414	199,6	10:13'35.943		
8	27.360	24.781	29.334	24.442	1'45.917	198,2	10:17'21.789	7	27.282	24.432	29.039	22.928	1'43.681	199,6	10:15'19.624		
9	27.475	24.832	29.499	23.224	1'45.030	197,4	10:19'06.819	8	27.304	24.527	29.125	23.061	1'44.017	200,0	10:17'03.641		
10	27.453	24.974	29.211	23.177	1'44.815	197,4	10:20'51.634	9	27.972	24.638	29.134	23.037	1'44.781	199,6	10:18'48.422		
11	27.477	24.793	29.493	23.252	1'45.015	198,2	10:22'36.649	10	27.377	24.561	29.044	23.127	1'44.109	198,5	10:20'32.531		
12	27.436	24.779	29.285	23.307	1'44.807	198,9	10:24'21.456	11	27.624	24.614	29.124	24.029	1'45.391	199,6	10:22'17.922		
13	27.711	25.267	30.732	23.800	1'47.510	199,3	10:26'08.966	12	27.670	24.701	29.197	23.364	1'44.932	199,3	10:24'02.854		
								Race Time	22'59.237	13	27.741	24.924	29.531	23.645	1'45.841	197,1	10:25'48.695
								Race Time 22'38.966									

76 A. LEY (1'42.411)

Lap	Seg.1	Seg.2	Seg.3	Seg.4	Lap Time	km/h	Local Time		
1		24.879	29.053	22.691	1'52.665	196,7	10:05'02.394		
2	26.897	24.453	28.805	22.657	1'42.812	198,2	10:06'45.206		
3	26.794	24.351	28.702	22.564	1'42.411	197,4	10:08'27.617		
4	26.829	24.467	28.779	22.564	1'42.639	197,8	10:10'10.256		
5	26.744	24.452	28.913	22.702	1'42.811	197,4	10:11'53.067		
6	26.936	24.488	29.042	22.825	1'43.291	198,2	10:13'36.358		
7	27.108	24.633	29.023	22.990	1'43.754	197,4	10:15'20.112		
8	27.160	24.631	29.008	23.057	1'43.856	197,8	10:17'03.968		
9	27.294	24.363	28.972	22.984	1'43.613	197,1	10:18'47.581		
10	27.070	24.572	29.363	22.900	1'43.905	195,3	10:20'31.486		
11	27.124	24.530	29.059	23.058	1'43.771	196,7	10:22'15.257		
12	27.269	24.560	29.382	23.115	1'44.326	195,7	10:23'59.583		
13	27.214	24.793	29.407	23.330	1'44.744	195,7	10:25'44.327		
								Race Time	22'34.598

87 J. PARK (1'41.804)

Lap	Seg.1	Seg.2	Seg.3	Seg.4	Lap Time	km/h	Local Time		
1		24.331	28.827	22.460	1'49.036	196,7	10:04'58.765		
2	26.591	24.321	28.673	22.581	1'42.166	197,4	10:06'40.931		
3	26.381	24.266	28.586	22.571	1'41.804	197,8	10:08'22.735		
4	26.550	24.198	28.710	22.662	1'42.120	197,4	10:10'04.855		
5	26.744	24.450	28.894	22.776	1'42.864	196,7	10:11'47.719		
6	26.886	24.404	28.733	22.798	1'42.821	197,1	10:13'30.540		
7	26.964	24.375	28.861	22.689	1'42.889	196,4	10:15'13.429		
8	27.006	24.492	28.947	22.910	1'43.355	196,0	10:16'56.784		
9	26.976	24.517	28.948	22.892	1'43.333	196,0	10:18'40.117		
10	27.136	24.454	29.027	22.868	1'43.485	196,4	10:20'23.602		
11	27.130	24.710	28.899	23.013	1'43.752	197,4	10:22'07.354		
12	27.227	24.433	29.006	23.016	1'43.682	196,4	10:23'51.036		
13	27.095	24.579	28.983	23.138	1'43.795	197,1	10:25'34.831		
								Race Time	22'25.102

77 F. DANOVA (1'44.814)

Lap	Seg.1	Seg.2	Seg.3	Seg.4	Lap Time	km/h	Local Time		
1		25.762	30.375	23.446	1'58.166	193,9	10:05'07.895		
2	28.176	25.442	29.650	23.073	1'46.341	192,2	10:06'54.236		
3	27.601	24.983	29.782	23.090	1'45.456	190,5	10:08'39.692		
4	27.564	25.063	29.523	23.154	1'45.304	191,5	10:10'24.996		
5	27.387	25.232	29.501	23.041	1'45.161	191,5	10:12'10.157		
6	27.334	25.101	30.240	23.823	1'46.498	190,5	10:13'56.655		
7	27.428	25.154	29.616	23.124	1'45.322	189,1	10:15'41.977		
8	27.366	24.946	29.441	23.274	1'45.027	191,2	10:17'27.004		
9	27.440	25.060	29.452	23.309	1'45.261	191,2	10:19'12.265		
10	27.488	25.073	29.549	23.236	1'45.346	191,5	10:20'57.611		
11	27.745	25.095	29.351	23.314	1'45.505	191,5	10:22'43.116		
12	27.634	24.856	29.368	23.197	1'45.055	193,5	10:24'28.171		
13	27.523	24.857	29.308	23.126	1'44.814	194,2	10:26'12.985		
								Race Time	23'03.256

90 D. BABUIN (1'42.827)

Lap	Seg.1	Seg.2	Seg.3	Seg.4	Lap Time	km/h	Local Time		
1		24.800	28.927	22.988	1'52.253	201,5	10:05'01.982		
2	26.702	24.405	28.874	22.846	1'42.827	201,9	10:06'44.809		
3	26.942	24.344	29.543	22.839	1'43.668	200,4	10:08'28.477		
4	27.126	24.361	28.929	23.189	1'43.605	201,5	10:10'12.082		
5	27.118	24.478	29.641	23.407	1'44.644	200,0	10:11'56.726		
6	27.473	24.649	29.610	23.119	1'44.851	195,7	10:13'41.577		
7	28.440	24.906	29.023	23.236	1'45.605	200,4	10:15'27.182		
8	27.444	24.647	29.177	23.258	1'44.526	200,7	10:17'11.708		
9	27.505	24.803	29.246	23.216	1'44.770	199,6	10:18'56.478		
10	27.647	24.872	29.239	23.409	1'45.167	199,3	10:20'41.645		
11	27.720	24.761	29.215	23.565	1'45.261	200,0	10:22'26.906		
12	27.742	24.671	29.210	23.561	1'45.184	199,6	10:24'12.090		
13	27.698	24.823	29.256	28.416	1'50.193	200,0	10:26'02.283		
								Race Time	22'52.554

81 D. REDUZZI (1'43.652)

Lap	Seg.1	Seg.2	Seg.3	Seg.4	Lap Time	km/h	Local Time		
1		25.286	29.732	23.157	1'55.993	198,5	10:05'05.722		
2	27.413	24.725	29.064	22.911	1'44.113	198,2	10:06'49.835		
3	28.017	24.704	29.084	23.296	1'45.101	198,9	10:08'34.936		
4	28.116	24.755	29.084	22.762	1'44.717	196,7	10:10'19.653		
5	26.985	24.551	29.240	22.876	1'43.652	198,2	10:12'03.305		
6	27.103	24.480	29.175	23.138	1'43.896	197,4	10:13'47.201		
7	27.551	24.655	29.154	23.086	1'44.446	198,2	10:15'31.647		
8	27.419	25.102	29.322	23.402	1'45.245	197,8	10:17'16.892		
9	27.747	25.676	30.049	23.469	1'46.941	195,3	10:19'03.833		
10	27.532	25.147	29.037	23.310	1'45.026	196,4	10:20'48.859		
11	27.399	24.740	29.361	23.262	1'44.762	196,4	10:22'33.621		
12	27.463	24.694	29.257	23.527	1'44.941	197,1	10:24'18.562		
13	27.302	24.933	29.110	23.528	1'44.873	197,8	10:26'03.435		
								Race Time	22'53.706

91 L. MARTINEZ (1'42.838)

Lap	Seg.1	Seg.2	Seg.3	Seg.4	Lap Time	km/h	Local Time		
1		25.148	29.778	23.137	1'56.582	201,9	10:05'06.311		
2	27.586	24.511	29.264	22.400	1'43.761	198,2	10:06'50.072		
3	27.253	24.549	28.648	22.388	1'42.838	201,5	10:08'32.910		
4	27.055	24.359	28.885	22.712	1'43.011	202,2	10:10'15.921		
5	27.267	24.789	29.176	22.928	1'44.160	199,6	10:12'00.081		
6	27.596	25.242	28.914	27.984	1'49.736	200,4	10:13'49.817		
7	27.187	24.538	29.005	23.001	1'43.731	199,6	10:15'33.548		
8	27.298	24.608	28.942	23.481	1'44.329	200,4	10:17'17.877		
9	27.304								
								Race Time	14'08.148

97 J. PARK (1'42.975)

Lap	Seg.1	Seg.2	Seg.3	Seg.4	Lap Time	km/h	Local Time
1		24.898	29.703	23.352	1'53.631	195,3	10:05'03.360
2	26.898	24.233	28.856	23.582	1'43.569	199,3	10:06'46.929
3	27.261	24.284	28.683	22.747	1'42.975	200,0	10:08'29.904

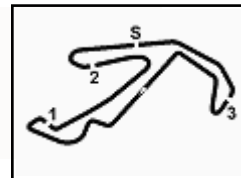
82 J. CIMENES (1'42.520)

Lap	Seg.1	Seg.2	Seg.3	Seg.4	Lap Time	km/h	Local Time
1		24.898	29.703	23.352	1'53.631	195,3	10:05'03.360
2	26.898	24.233	28.856	23.582	1'43.569	199,3	10:06'46.929
3	27.261	24.284	28.683	22.747	1'42.975	200,0	10:08'29.904

05/05/2024 P = Pits In/Out - C = Lap Time Cancelled



6.6



Misano Circuit Sic 58 4.226 m

4 / 4

ACI Racing Weekend Misano, 4-5 Maggio 2024

TCR Italy - Analisi Tempi Gara 2

Start at 10:03'09.729

4	27.356	24.522	28.823	22.707	1'43.408	198,9	10:10'13.312
5	27.023	24.378	28.832	23.333	1'43.566	200,7	10:11'56.878
6	27.534	24.480	28.968	23.232	1'44.214	197,8	10:13'41.092
7	27.080	24.540	28.964	22.927	1'43.511	197,8	10:15'24.603
8	27.319	24.531	29.057	22.857	1'43.764	197,8	10:17'08.367
9	27.205	24.551	29.129	22.987	1'43.872	197,4	10:18'52.239
10	27.286	24.554	29.058	23.063	1'43.961	198,2	10:20'36.200
11	27.331	24.610	29.165	23.125	1'44.231	197,8	10:22'20.431
12	27.485	24.588	29.050	23.166	1'44.289	198,2	10:24'04.720
13	27.954	28.554	56.032	37.320	2'29.860	102,5	10:26'34.580
Race Time 23'24.851							

05/05/2024

P = Pits In/Out - C = Lap Time Cancelled

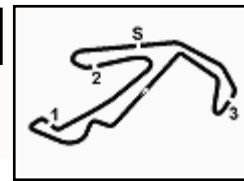


ACI Global Servizi



Powered by FICr PERUGIA TIMING





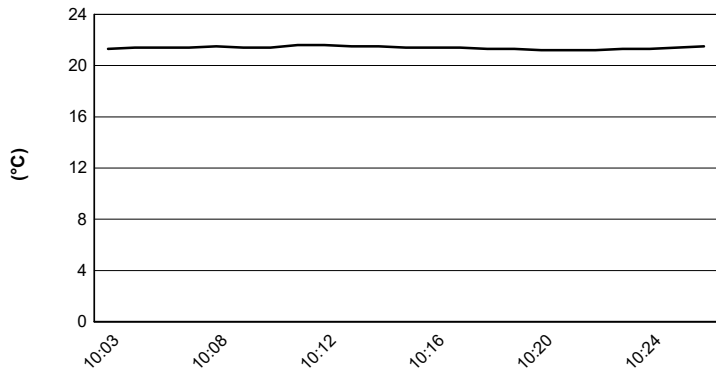
ACI Racing Weekend Misano, 4-5 Maggio 2024

TCR Italy - Meteo Gara 2

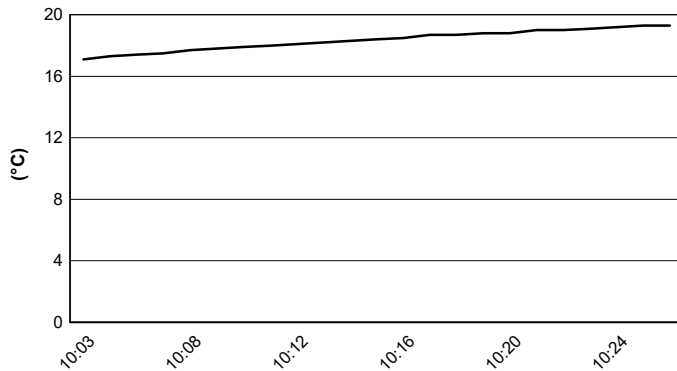
Misano Circuit Sic 58 4.226 m

Session started 10:03 - Session ended 10:26

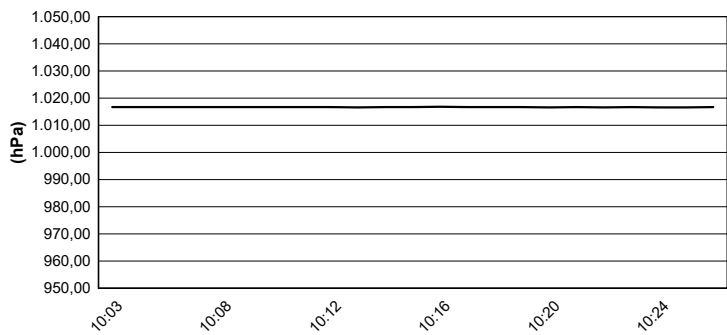
Air Temperature



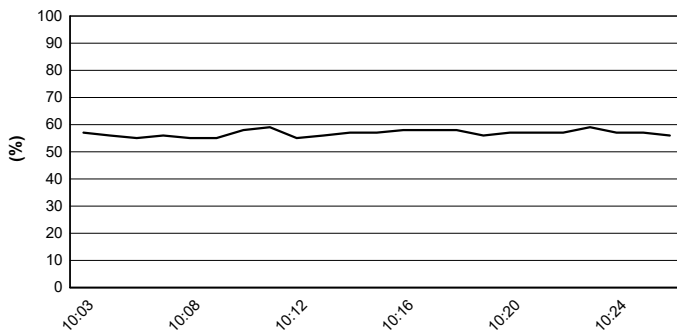
Track Temperature



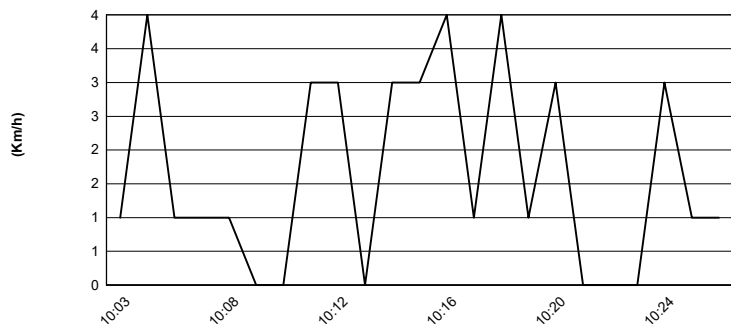
Air Pressure



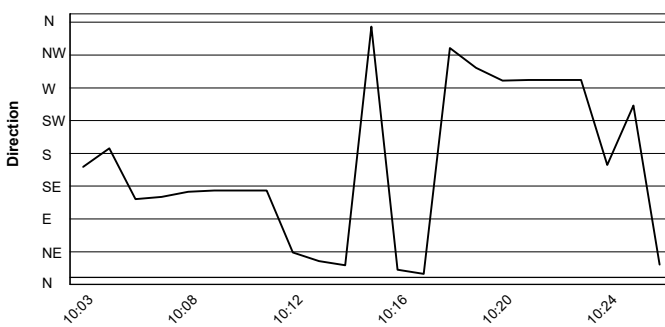
Humidity



Wind Speed

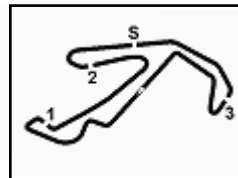


Wind Direction



05/05/2024




ACI Racing Weekend Misano, 4-5 Maggio 2024
TCR Italy - Griglia Gara 2 (Duration: 30' +1 Lap)

Misano Circuit Sic 58 4.226 m

13	9	POLONI M. Audi			
12	3	GURRIERI R. Girasole Cupra 1'43.613		24	CITERA A. RTM Motorsport Honda 1'45.395
11	69	FOSSATI T. FOX Racing Team Audi 1'41.884		77	DANOVA F. MM Motorsport Honda 1'42.268
10	91	MARTINEZ L. Pinetti Motorsport Audi 1'42.152		81	REDUZZI D. Trico WRT Hyundai 1'42.170
9	5	BARBERINI C. NOS Cupra 1'41.923		67	PELLEGRINI M. Pinetti Motorsport Audi 1'42.002
8	72	PELATTI S. PMA Motorsport Audi 1'41.828		12	COVINI G. Hyundai 1'41.869
7	64	LOSONCZY L. ALM Motorsport Honda 1'41.458		38	BARBERI F. Aikoa Racing Audi 1'41.763
6	97	PARK J. Solite Indigo Racing Hyundai 1'41.223		90	BABUIN D. Planet Motorsport Audi 1'41.338
5	11	ROCCA P. ALM Motorsport Honda 1'40.999		44	IMBERTI M. Hyundai 1'41.048
4	17	TAYLOR N. PMA Motorsport Audi 1'40.474		76	LEY A. Target Hyundai 1'40.158
3	8	BALDAN N. Aikoa Racing Audi 1'40.564		7	KIM H. Target Hyundai 1'40.523
2	4	TAVANO S. Girasole Cupra 1'40.642		27	VOLT R. ALM Motorsport Honda 1'40.603
1	82	CIMENES J. MM Motorsport Honda 1'40.988		87	PARK J. Solite Indigo Racing Hyundai 1'40.796

Concorrente n. 69 (Fossati T.) penalizzato di 4 posizioni in griglia con decisione n. 4 dei CC.SS.

