

# ACI Racing Weekend Misano, 4-5 Maggio 2024

## TCR Italy - Classifica Prove Libere 1

Misano Circuit Sic 58 4.226 m

1 / 2

No.	Driver	Nat	Entrant	Team	Car	Class	Time	Gap	Rel.	Laps
1	<b>87 PARK</b> Junui	KOR	Solite Indigo Racing	Solite Indigo Racing	Hyundai Elantra N	TCR	<b>1'41.101</b>			7
2	<b>27 VOLT</b> Ruben	EST	ALM Motorsport	ALM Motorsport	Honda Civic FL5	TCR	<b>1'41.198</b>	0.097	0.097	12
3	<b>11 ROCCA</b> Paolo	ITA	ALM Motorsport	ALM Motorsport	Honda Civic FL5	TCR	<b>1'41.625</b>	0.524	0.427	7
4	<b>44 IMBERTI</b> Michele	ITA	Kombat Motorsport		Hyundai i30 N	TCR	<b>1'41.796</b>	0.695	0.171	12
5	<b>82 CIMENES</b> Jacopo	ITA	MM Motorsport	MM Motorsport	Honda Civic FL5	TCR	<b>1'41.816</b>	0.715	0.020	12
6	<b>97 PARK</b> Junesung	KOR	Solite Indigo Racing	Solite Indigo Racing	Hyundai Elantra N	TCR	<b>1'41.969</b>	0.868	0.153	9
7	<b>4 TAVANO</b> Salvatore	ITA	Tavano Salvatore		Cupra Leon VZ	TCR	<b>1'41.990</b>	0.889	0.021	11
8	<b>76 LEY</b> Alex	GBR	Target	Target	Hyundai Elantra N	TCR	<b>1'42.027</b>	0.926	0.037	12
9	<b>9 POLONI</b> Matteo	ITA	Poloni Matteo		Audi RS3 LMS	TCR	<b>1'42.071</b>	0.970	0.044	9
10	<b>12 COVINI</b> Gabriele	ITA	BRC Racing Team	Trico WRT	Hyundai Elantra N	TCR	<b>1'42.421</b>	1.320	0.350	12
11	<b>64 LOSONCZY</b> Levente	HUN	ALM Motorsport	ALM Motorsport	Honda Civic FL5	TCR	<b>1'42.459</b>	1.358	0.038	11
12	<b>8 BALDAN</b> Nicola	ITA	Aikoa Racing	Aikoa Racing	Audi RS3 LMS	TCR	<b>1'42.465</b>	1.364	0.006	15
13	<b>17 TAYLOR</b> Nicolas	CAN	Best Lap	PMA Motorsport	Audi RS3 LMS	TCR	<b>1'42.506</b>	1.405	0.041	11
14	<b>5 BARBERINI</b> Cosimo	ITA	Barberini Cosimo	NOS	Cupra Leon Competition	TCR	<b>1'42.630</b>	1.529	0.124	5
15	<b>90 BABUIN</b> Denis	ITA	Babuini Denis	Planet Motorsport	Audi RS3 LMS	TCR	<b>1'42.708</b>	1.607	0.078	14
16	<b>67 PELLEGRINI</b> Marco	ITA	Pellegrini Marco	Pinetti Motorsport	Audi RS3 LMS	TCR	<b>1'42.760</b>	1.659	0.052	12
17	<b>7 HWARANG</b> Kim	KOR	Target	Target	Hyundai Elantra N	TCR	<b>1'42.837</b>	1.736	0.077	13
18	<b>81 REDUZZI</b> Damiano	ITA	Reduzzi Damiano	Trico WRT	Hyundai Elantra N	TCR	<b>1'43.089</b>	1.988	0.252	10
19	<b>91 MARTINEZ</b> Luciano	ARG	Martinez Luciano	Pinetti Motorsport	Audi RS3 LMS	TCR	<b>1'43.227</b>	2.126	0.138	12
20	<b>77 DANOVA</b> Federico	ITA	MM Motorsport		Honda Civic FK7	TCR	<b>1'43.813</b>	2.712	0.586	11
21	<b>38 BARBERI</b> Filippo	ITA	Aikoa Racing	Aikoa Racing	Audi RS3 LMS	TCR	<b>1'43.913</b>	2.812	0.100	13
22	<b>72 PELATTI</b> Sandro	ITA	Pelatti Sandro	PMA Motorsport	Audi RS3 LMS	TCR	<b>1'44.018</b>	2.917	0.105	12
23	<b>3 GURRIERI</b> Raffaele	ITA	Gurrieri Raffaele		Cupra Leon VZ	TCR	<b>1'44.542</b>	3.441	0.524	10
24	<b>191 FRANCA</b> Luca	ITA	Aikoa Racing	Aikoa Racing	Audi RS3 DSG	TCDS	<b>1'45.132</b>	4.031	0.590	12
25	<b>174 ALCIDI</b> Alessandro	ITA	Alcidi Alessandro		Volkswagen Golf DSG	TCDS	<b>1'45.545</b>	4.444	0.413	13
26	<b>184 LANCELLOTTI</b> Mattia	ITA	Lancellotti Mattia		Cupra Leon	TCDS	<b>1'45.615</b>	4.514	0.070	13
27	<b>139 VERDI</b> Luca	ITA	Verdi Luca	Planet Motorsport	Audi RS3 DSG	TCDS	<b>1'45.706</b>	4.605	0.091	12
28	<b>195 ALESSI</b> Pietro	ITA	Alessi Pietro	RC Motorsport	Audi RS3 DSG	TCDS	<b>1'45.822</b>	4.721	0.116	10
29	<b>111 ROCCADELLI</b> Matteo	ITA	Roccadelli Matteo		Cupra Leon	TCDS	<b>1'45.920</b>	4.819	0.098	11
30	<b>119 PALANTI</b> Paolo	ITA	Aikoa Racing	Aikoa Racing	Audi RS3 DSG	TCDS	<b>1'46.150</b>	5.049	0.230	12
31	<b>69 FOSSATI</b> Tommaso	ITA	Fossati Tommaso	FOX Racing Team	Audi RS3 LMS	TCR	<b>1'46.445</b>	5.344	0.295	10
32	<b>24 CITERA</b> Antonio	AUT	RTM Motorsport	RTM Motorsport	Honda Civic FK7	TCR	<b>1'47.129</b>	6.028	0.684	11
33	<b>131 SILVESTRINI</b> Paolo Maria	ITA	Silvestrini Paolo Maria		Audi RS3 DSG	TCDS	<b>1'47.297</b>	6.196	0.168	11
34	<b>178 BERTON</b> Alessandro	ITA	Berton Alessandro		Cupra Leon	TCDS	<b>1'47.356</b>	6.255	0.059	12
35	<b>102 FANTILLI</b> Giorgio	ITA	Fantilli Giorgio		Cupra Leon	TCDS	<b>1'47.434</b>	6.333	0.078	12
36	<b>185 LISI</b> Alessandro	ITA	Lisi Alessandro		Cupra Leon	TCDS	<b>1'48.060</b>	6.959	0.626	11
37	<b>123 ANTONELLO</b> Fabio	ITA	Antonello Fabio	RC Motorsport	Cupra Leon	TCDS	<b>1'48.564</b>	7.463	0.504	13
38	<b>167 FAZIOLI</b> Andrea	ITA	Fazioli Andrea	Brothers in Arms	Cupra Leon	TCDS	<b>1'48.855</b>	7.754	0.291	13
39	<b>129 DAMANTE</b> Emilio	ITA	Damante Emilio		Cupra Leon	TCDS	<b>1'48.885</b>	7.784	0.030	13
40	<b>105 BAGNOLI</b> Fabio	ITA	Bagnoli Fabio		Volkswagen Golf DSG	TCDS	<b>1'49.053</b>	7.952	0.168	11
41	<b>168 ARGENTI</b> Andrea	ITA	Argenti Andrea	Brothers in Arms	Cupra Leon	TCDS	<b>1'49.541</b>	8.440	0.488	9
42	<b>107 MARINO</b> Angelo	ITA	Marino Angelo		Audi RS3 DSG	TCDS	<b>1'52.241</b>	11.140	2.700	11

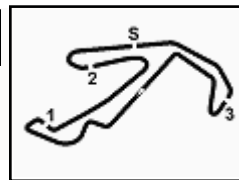
Humidity:	64%	AIR	16°C
Condition:	DRY	Track	16°C

Clerk of the Course : Fabrizio Fondacci

Race Director : Gianluca Marotta

	Start	End
03/05/2024	10:05	10:38




**ACI Racing Weekend Misano, 4-5 Maggio 2024**
**TCR Italy - Classifica Prove Libere 1**

Misano Circuit Sic 58 4.226 m

2 / 2

**Penalty and Infringement**

10.15	184	M. LANCELLOTTI	Lap (1'47.522) and Following Deleted - Exceeded Track Limits - Turn 16
10.15	9	M. POLONI	Time Deleted (1'59.931) - Exceeded Track Limits - Turn 8
10.17	17	N. TAYLOR	Lap (1'42.595) and Following Deleted - Exceeded Track Limits - Turn 16
10.18	168	A. ARGENTI	Lap (1'51.189) and Following Deleted - Exceeded Track Limits - Turn 16
10.19	64	L. LOSONCZY	Time Deleted (1'59.548) - Exceeded Track Limits - Turn 6
10.20	69	T. FOSSATI	Time Deleted (1'46.891) - Exceeded Track Limits - Turn 8
10.20	91	L. MARTINEZ	Lap (1'44.441) and Following Deleted - Exceeded Track Limits - Turn 16
10.23	168	A. ARGENTI	Time Deleted (2'14.824) - Exceeded Track Limits - Turn 8
10.23	90	D. BABUIN	Time Deleted (1'43.838) - Exceeded Track Limits - Turn 8
10.24	131	P. SILVESTRINI	Lap (1'46.415) and Following Deleted - Exceeded Track Limits - Turn 16
10.24	69	T. FOSSATI	Lap (1'44.916) and Following Deleted - Exceeded Track Limits - Turn 16
10.24	168	A. ARGENTI	Time Deleted (1'49.108) - Exceeded Track Limits - Turn 8
10.26	12	G. COVINI	Time Deleted (1'42.224) - Exceeded Track Limits - Turn 8
10.26	38	F. BARBERI	Time Deleted (1'45.164) - Exceeded Track Limits - Turn 6
10.28	191	L. FRANCA	Lap (1'46.165) and Following Deleted - Exceeded Track Limits - Turn 16
10.28	12	G. COVINI	Time Deleted (1'42.561) - Exceeded Track Limits - Turn 13
10.29	184	M. LANCELLOTTI	Lap (1'45.183) and Following Deleted - Exceeded Track Limits - Turn 16
10.30	178	A. BERTON	Lap (1'46.793) and Following Deleted - Exceeded Track Limits - Turn 16
10.31	4	S. TAVANO	Time Deleted (1'43.020) - Exceeded Track Limits - Turn 6
10.31	139	L. VERDI	Lap (1'48.469) and Following Deleted - Exceeded Track Limits - Turn 16
10.31	3	R. GURRIERI	Time Deleted (1'45.831) - Exceeded Track Limits - Turn 13
10.32	119	P. PALANTI	Time Deleted (1'56.072) - Exceeded Track Limits - Turn 13
10.32	3	R. GURRIERI	Time Deleted (1'46.634) - Exceeded Track Limits - Turn 8
10.32	17	N. TAYLOR	Time Deleted (1'53.917) - Exceeded Track Limits - Turn 13
10.34	191	L. FRANCA	Time Deleted (1'46.019) - Exceeded Track Limits - Turn 8
10.34	44	M. IMBERTI	Lap (1'45.052) and Following Deleted - Exceeded Track Limits - Turn 16
10.34	8	N. BALDAN	Lap (1'46.391) and Following Deleted - Exceeded Track Limits - Turn 16
10.35	178	A. BERTON	Time Deleted (1'47.732) - Exceeded Track Limits - Turn 13
10.36	4	S. TAVANO	Time Deleted (1'44.798) - Exceeded Track Limits - Turn 8

**Fastest Laps Sequence**

No.	Entrant	Nat	Team	Car	Local Time	Time	Gap	Avg
76	A. LEY	GBR	Target	Hyundai Elantra N	10:09'27.799	<b>1'50.403</b>		137,801
76	A. LEY	GBR	Target	Hyundai Elantra N	10:11'12.098	<b>1'44.299</b>	-6.104	145,865
76	A. LEY	GBR	Target	Hyundai Elantra N	10:12'54.711	<b>1'42.613</b>	-1.686	148,262
17	N. TAYLOR	CAN	PMA Motorsport	Audi RS3 LMS	10:15'43.443	<b>1'42.506</b>	-0.107	148,417
64	L. LOSONCZY	HUN	ALM Motorsport	Honda Civic FL5	10:15'44.333	<b>1'42.459</b>	-0.047	148,485
12	G. COVINI	ITA	Trico WRT	Hyundai Elantra N	10:15'52.316	<b>1'42.421</b>	-0.038	148,540
44	M. IMBERTI	ITA		Hyundai i30 N	10:16'15.822	<b>1'42.398</b>	-0.023	148,573
97	J. PARK	KOR	Solite Indigo Racing	Hyundai Elantra N	10:16'23.518	<b>1'41.969</b>	-0.429	149,198
27	R. VOLT	EST	ALM Motorsport	Honda Civic FL5	10:19'11.164	<b>1'41.198</b>	-0.771	150,335
87	J. PARK	KOR	Solite Indigo Racing	Hyundai Elantra N	10:21'01.013	<b>1'41.101</b>	-0.097	150,479

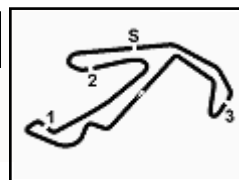
Clerk of the Course : Fabrizio Fondacci

Race Director : Gianluca Marotta

 Start 10:05  
 End 10:38  
 03/05/2024

Powered by FICr PERUGIA TIMING




**ACI Racing Weekend Misano, 4-5 Maggio 2024**
**TCR Italy - Classifica di Classe Prove Libere 1**

Misano Circuit Sic 58 4.226 m

**Classe TCR DSG**

No. Driver	Nat	Entrant	Team	Car	Time	Gap	Rel. Laps	
1	191	FRANCA Luca	ITA Aikoa Racing	Aikoa Racing	Audi RS3 DSG	<b>1'45.132</b>		12
2	174	ALCIDÌ Alessandro	ITA Alcidì Alessandro		Volkswagen Golf DSG	<b>1'45.545</b>	0.413	0.413 13
3	184	LANCELLOTTI Mattia	ITA Lancellotti Mattia		Cupra Leon	<b>1'45.615</b>	0.483	0.070 13
4	139	VERDI Luca	ITA Verdi Luca	Planet Motorsport	Audi RS3 DSG	<b>1'45.706</b>	0.574	0.091 12
5	195	ALESSI Pietro	ITA Alessi Pietro	RC Motorsport	Audi RS3 DSG	<b>1'45.822</b>	0.690	0.116 10
6	111	ROCCADELLI Matteo	ITA Roccadelli Matteo		Cupra Leon	<b>1'45.920</b>	0.788	0.098 11
7	119	PALANTI Paolo	ITA Aikoa Racing	Aikoa Racing	Audi RS3 DSG	<b>1'46.150</b>	1.018	0.230 12
8	131	SILVESTRINI Paolo Maria	ITA Silvestrini Paolo Maria		Audi RS3 DSG	<b>1'47.297</b>	2.165	1.147 11
9	178	BERTON Alessandro	ITA Berton Alessandro		Cupra Leon	<b>1'47.356</b>	2.224	0.059 12
10	102	FANTILLI Giorgio	ITA Fantilli Giorgio		Cupra Leon	<b>1'47.434</b>	2.302	0.078 12
11	185	LISI Alessandro	ITA Lisi Alessandro		Cupra Leon	<b>1'48.060</b>	2.928	0.626 11
12	123	ANTONELLO Fabio	ITA Antonello Fabio	RC Motorsport	Cupra Leon	<b>1'48.564</b>	3.432	0.504 13
13	167	FAZIOLI Andrea	ITA Fazioli Andrea	Brothers in Arms	Cupra Leon	<b>1'48.855</b>	3.723	0.291 13
14	129	DAMANTE Emilio	ITA Damante Emilio		Cupra Leon	<b>1'48.885</b>	3.753	0.030 13
15	105	BAGNOLI Fabio	ITA Bagnoli Fabio		Volkswagen Golf DSG	<b>1'49.053</b>	3.921	0.168 11
16	168	ARGENTI Andrea	ITA Argenti Andrea	Brothers in Arms	Cupra Leon	<b>1'49.541</b>	4.409	0.488 9
17	107	MARINO Angelo	ITA Marino Angelo		Audi RS3 DSG	<b>1'52.241</b>	7.109	2.700 11

**Classe TCR**

No. Driver	Nat	Entrant	Team	Car	Time	Gap	Rel. Laps	
1	87	PARK Junui	KOR Solite Indigo Racing	Solite Indigo Racing	Hyundai Elantra N	<b>1'41.101</b>		7
2	27	VOLT Ruben	EST ALM Motorsport	ALM Motorsport	Honda Civic FL5	<b>1'41.198</b>		0.097 12
3	11	ROCCA Paolo	ITA ALM Motorsport	ALM Motorsport	Honda Civic FL5	<b>1'41.625</b>		0.427 7
4	44	IMBERTI Michele	ITA Kombat Motorsport		Hyundai i30 N	<b>1'41.796</b>		0.171 12
5	82	CIMENES Jacopo	ITA MM Motorsport	MM Motorsport	Honda Civic FL5	<b>1'41.816</b>		0.020 12
6	97	PARK Junesung	KOR Solite Indigo Racing	Solite Indigo Racing	Hyundai Elantra N	<b>1'41.969</b>		0.153 9
7	4	TAVANO Salvatore	ITA Tavano Salvatore		Cupra Leon VZ	<b>1'41.990</b>		0.021 11
8	76	LEY Alex	GBR Target	Target	Hyundai Elantra N	<b>1'42.027</b>		0.037 12
9	9	POLONI Matteo	ITA Poloni Matteo		Audi RS3 LMS	<b>1'42.071</b>		0.044 9
10	12	COVINI Gabriele	ITA BRC Racing Team	Trico WRT	Hyundai Elantra N	<b>1'42.421</b>		0.350 12
11	64	LOSONCZY Levente	HUN ALM Motorsport	ALM Motorsport	Honda Civic FL5	<b>1'42.459</b>		0.038 11
12	8	BALDAN Nicola	ITA Aikoa Racing	Aikoa Racing	Audi RS3 LMS	<b>1'42.465</b>		0.006 15
13	17	TAYLOR Nicolas	CAN Best Lap	PMA Motorsport	Audi RS3 LMS	<b>1'42.506</b>		0.041 11
14	5	BARBERINI Cosimo	ITA Barberini Cosimo	NOS	Cupra Leon Competition	<b>1'42.630</b>		0.124 5
15	90	BABUIN Denis	ITA Babuin Denis	Planet Motorsport	Audi RS3 LMS	<b>1'42.708</b>		0.078 14
16	67	PELLEGRINI Marco	ITA Pellegrini Marco	Pinetti Motorsport	Audi RS3 LMS	<b>1'42.760</b>		0.052 12
17	7	HWARANG Kim	KOR Target	Target	Hyundai Elantra N	<b>1'42.837</b>		0.077 13
18	81	REDUZZI Damiano	ITA Reduzzi Damiano	Trico WRT	Hyundai Elantra N	<b>1'43.089</b>		0.252 10
19	91	MARTINEZ Luciano	ARG Martinez Luciano	Pinetti Motorsport	Audi RS3 LMS	<b>1'43.227</b>		0.138 12
20	77	DANOVA Federico	ITA MM Motorsport	MM Motorsport	Honda Civic FK7	<b>1'43.813</b>		0.586 11
21	38	BARBERI Filippo	ITA Aikoa Racing	Aikoa Racing	Audi RS3 LMS	<b>1'43.913</b>		0.100 13
22	72	PELATTI Sandro	ITA Pelatti Sandro	PMA Motorsport	Audi RS3 LMS	<b>1'44.018</b>		0.105 12
23	3	GURRIERI Raffaele	ITA Gurrieri Raffaele		Cupra Leon VZ	<b>1'44.542</b>		0.524 10
24	69	FOSSATI Tommaso	ITA Fossati Tommaso	FOX Racing Team	Audi RS3 LMS	<b>1'46.445</b>	1.313	1.903 10
25	24	CITERA Antonio	AUT RTM Motorsport	RTM Motorsport	Honda Civic FK7	<b>1'47.129</b>	1.997	0.684 11

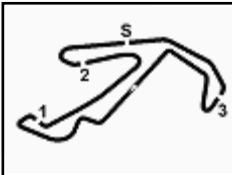
Humidity:	64%	AIR	16°C
Condition:	DRY	Track	16°C

Clerk of the Course : Fabrizio Fondacci

Race Director : Gianluca Marotta

Start	End
03/05/2024 10:05	10:38





## ACI Racing Weekend Misano, 4-5 Maggio 2024

### TCR Italy - Best Sectors & Speed Prove Libere 1

Misano Circuit Sic 58 4.226 m

1 / 2

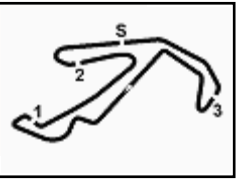
**BEST LAP**

1	<b>87 PARK</b> Junui	Hvundai Elantra N	1'41.101
2	<b>27 VOLT</b> Ruben	Honda Civic FL5	1'41.198
3	<b>11 ROCCA</b> Paolo	Honda Civic FL5	1'41.625
4	<b>44 IMBERTI</b> Michele	Hvundai i30 N	1'41.796
5	<b>82 CIMENES</b> Jacopo	Honda Civic FL5	1'41.816
6	<b>97 PARK</b> Junesung	Hvundai Elantra N	1'41.969
7	<b>4 TAVANO</b> Salvatore	Cupra Leon VZ	1'41.990
8	<b>76 LEY</b> Alex	Hvundai Elantra N	1'42.027
9	<b>9 POLONI</b> Matteo	Audi RS3 LMS	1'42.071
10	<b>12 COVINI</b> Gabriele	Hvundai Elantra N	1'42.421
11	<b>64 LOSONCZY</b> Levente	Honda Civic FL5	1'42.459
12	<b>8 BALDAN</b> Nicola	Audi RS3 LMS	1'42.465
13	<b>17 TAYLOR</b> Nicolas	Audi RS3 LMS	1'42.506
14	<b>5 BARBERINI</b> Cosimo	Cupra Leon Competition	1'42.630
15	<b>90 BABUIN</b> Denis	Audi RS3 LMS	1'42.708
16	<b>67 PELLEGRINI</b> Marco	Audi RS3 LMS	1'42.760
17	<b>7 HWARANG</b> Kim	Hvundai Elantra N	1'42.837
18	<b>81 REDUZZI</b> Damiano	Hvundai Elantra N	1'43.089
19	<b>91 MARTINEZ</b> Luciano	Audi RS3 LMS	1'43.227
20	<b>77 DANOVA</b> Federico	Honda Civic FK7	1'43.813
21	<b>38 BARBERI</b> Filippo	Audi RS3 LMS	1'43.913
22	<b>72 PELATTI</b> Sandro	Audi RS3 LMS	1'44.018
23	<b>3 GURRIERI</b> Raffaele	Cupra Leon VZ	1'44.542
24	<b>191 FRANCA</b> Luca	Audi RS3 DSG	1'45.132
25	<b>174 ALCIDI</b> Alessandro	Volkswagen Golf DSG	1'45.545
26	<b>184 LANCELLOTTI</b> Mattia	Cupra Leon	1'45.615
27	<b>139 VERDI</b> Luca	Audi RS3 DSG	1'45.706
28	<b>195 ALESSI</b> Pietro	Audi RS3 DSG	1'45.822
29	<b>111 ROCCADELLI</b> Matteo	Cupra Leon	1'45.920
30	<b>119 PALANTI</b> Paolo	Audi RS3 DSG	1'46.150
31	<b>69 FOSSATI</b> Tommaso	Audi RS3 LMS	1'46.445
32	<b>24 CITERA</b> Antonio	Honda Civic FK7	1'47.129
33	<b>131 SILVESTRINI</b> Paolo Maria	Audi RS3 DSG	1'47.297
34	<b>178 BERTON</b> Alessandro	Cupra Leon	1'47.356
35	<b>102 FANTILLI</b> Giorgio	Cupra Leon	1'47.434
36	<b>185 LISI</b> Alessandro	Cupra Leon	1'48.060
37	<b>123 ANTONELLO</b> Fabio	Cupra Leon	1'48.564
38	<b>167 FAZIOLI</b> Andrea	Cupra Leon	1'48.855
39	<b>129 DAMANTE</b> Emilio	Cupra Leon	1'48.885
40	<b>105 BAGNOLI</b> Fabio	Volkswagen Golf DSG	1'49.053
41	<b>168 ARGENTI</b> Andrea	Cupra Leon	1'49.541
42	<b>107 MARINO</b> Angelo	Audi RS3 DSG	1'52.241

**SPEED**

1	<b>9 POLONI</b> Matteo	Audi RS3 LMS	204,9
2	<b>38 BARBERI</b> Filippo	Audi RS3 LMS	203,0
3	<b>91 MARTINEZ</b> Luciano	Audi RS3 LMS	201,5
4	<b>27 VOLT</b> Ruben	Honda Civic FL5	201,5
5	<b>90 BABUIN</b> Denis	Audi RS3 LMS	201,1
6	<b>8 BALDAN</b> Nicola	Audi RS3 LMS	201,1
7	<b>72 PELATTI</b> Sandro	Audi RS3 LMS	200,7
8	<b>17 TAYLOR</b> Nicolas	Audi RS3 LMS	200,7
9	<b>97 PARK</b> Junesung	Hyundai Elantra N	200,4
10	<b>4 TAVANO</b> Salvatore	Cupra Leon VZ	200,0
11	<b>82 CIMENES</b> Jacopo	Honda Civic FL5	199,6
12	<b>7 HWARANG</b> Kim	Hyundai Elantra N	199,6
13	<b>76 LEY</b> Alex	Hyundai Elantra N	199,6
14	<b>69 FOSSATI</b> Tommaso	Audi RS3 LMS	199,6
15	<b>3 GURRIERI</b> Raffaele	Cupra Leon VZ	199,6
16	<b>12 COVINI</b> Gabriele	Hyundai Elantra N	199,6
17	<b>64 LOSONCZY</b> Levente	Honda Civic FL5	199,3
18	<b>67 PELLEGRINI</b> Marco	Audi RS3 LMS	199,3
19	<b>87 PARK</b> Junui	Hyundai Elantra N	198,9
20	<b>11 ROCCA</b> Paolo	Honda Civic FL5	198,9
21	<b>24 CITERA</b> Antonio	Honda Civic FK7	198,2
22	<b>44 IMBERTI</b> Michele	Hyundai i30 N	198,2
23	<b>81 REDUZZI</b> Damiano	Hyundai Elantra N	197,8
24	<b>102 FANTILLI</b> Giorgio	Cupra Leon	197,4
25	<b>5 BARBERINI</b> Cosimo	Cupra Leon Competition	197,4
26	<b>111 ROCCADELLI</b> Matteo	Cupra Leon	195,7
27	<b>119 PALANTI</b> Paolo	Audi RS3 DSG	195,3
28	<b>195 ALESSI</b> Pietro	Audi RS3 DSG	194,9
29	<b>77 DANOVA</b> Federico	Honda Civic FK7	194,9
30	<b>129 DAMANTE</b> Emilio	Cupra Leon	193,5
31	<b>191 FRANCA</b> Luca	Audi RS3 DSG	193,5
32	<b>174 ALCIDI</b> Alessandro	Volkswagen Golf DSG	193,2
33	<b>168 ARGENTI</b> Andrea	Cupra Leon	193,2
34	<b>107 MARINO</b> Angelo	Audi RS3 DSG	192,9
35	<b>184 LANCELLOTTI</b> Mattia	Cupra Leon	192,5
36	<b>139 VERDI</b> Luca	Audi RS3 DSG	192,2
37	<b>123 ANTONELLO</b> Fabio	Cupra Leon	191,8
38	<b>185 LISI</b> Alessandro	Cupra Leon	191,5
39	<b>131 SILVESTRINI</b> Paolo Maria	Audi RS3 DSG	191,5
40	<b>167 FAZIOLI</b> Andrea	Cupra Leon	191,2
41	<b>105 BAGNOLI</b> Fabio	Volkswagen Golf DSG	188,8
42	<b>178 BERTON</b> Alessandro	Cupra Leon	143,8





# ACI Racing Weekend Misano, 4-5 Maggio 2024

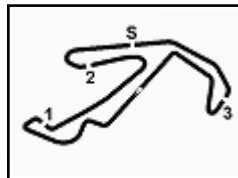
## TCR Italy - Best Sectors & Speed Prove Libere 1

Misano Circuit Sic 58 4.226 m

2 / 2

SEG. 1			SEG. 2			SEG. 3			SEG. 4						
1	11	ROCCA Paolo	26.301	1	87	PARK Junui	24.121	1	27	VOLT Ruben	28.197	1	87	PARK Junui	22.233
2	76	LEY Alex	26.307	2	97	PARK Junesung	24.134	2	87	PARK Junui	28.340	2	44	IMBERTI Michele	22.311
3	87	PARK Junui	26.366	3	4	TAVANO Salvatore	24.149	3	9	POLONI Matteo	28.410	3	82	CIMENES Jacopo	22.315
4	97	PARK Junesung	26.378	4	90	BABUIN Denis	24.169	4	17	TAYLOR Nicolas	28.441	4	27	VOLT Ruben	22.363
5	27	VOLT Ruben	26.390	5	11	ROCCA Paolo	24.172	5	82	CIMENES Jacopo	28.528	5	64	LOSONCZY Levente	22.381
6	7	HWARANG Kim	26.461	6	27	VOLT Ruben	24.176	6	76	LEY Alex	28.561	6	97	PARK Junesung	22.429
7	82	CIMENES Jacopo	26.565	7	44	IMBERTI Michele	24.204	7	4	TAVANO Salvatore	28.562	7	11	ROCCA Paolo	22.439
8	90	BABUIN Denis	26.603	8	76	LEY Alex	24.215	8	44	IMBERTI Michele	28.566	8	76	LEY Alex	22.502
9	44	IMBERTI Michele	26.629	9	9	POLONI Matteo	24.227	9	90	BABUIN Denis	28.575	9	9	POLONI Matteo	22.516
10	5	BARBERINI Cosimo	26.648	10	12	COVINI Gabriele	24.254	10	64	LOSONCZY Levente	28.624	10	8	BALDAN Nicola	22.521
11	12	COVINI Gabriele	26.652	11	82	CIMENES Jacopo	24.262	11	8	BALDAN Nicola	28.657	11	12	COVINI Gabriele	22.527
12	4	TAVANO Salvatore	26.668	12	17	TAYLOR Nicolas	24.287	12	12	COVINI Gabriele	28.676	12	4	TAVANO Salvatore	22.534
13	64	LOSONCZY Levente	26.720	13	64	LOSONCZY Levente	24.295	13	97	PARK Junesung	28.681	13	7	HWARANG Kim	22.549
14	67	PELLEGRINI Marco	26.742	14	7	HWARANG Kim	24.336	14	11	ROCCA Paolo	28.713	14	17	TAYLOR Nicolas	22.638
15	8	BALDAN Nicola	26.749	15	5	BARBERINI Cosimo	24.343	15	5	BARBERINI Cosimo	28.774	15	5	BARBERINI Cosimo	22.668
16	9	POLONI Matteo	26.758	16	81	REDUZZI Damiano	24.354	16	67	PELLEGRINI Marco	28.787	16	67	PELLEGRINI Marco	22.690
17	91	MARTINEZ Luciano	26.773	17	8	BALDAN Nicola	24.396	17	7	HWARANG Kim	28.794	17	81	REDUZZI Damiano	22.728
18	17	TAYLOR Nicolas	26.931	18	72	PELATTI Sandro	24.399	18	38	BARBERI Filippo	28.913	18	77	DANOVA Federico	22.758
19	81	REDUZZI Damiano	26.997	19	77	DANOVA Federico	24.430	19	81	REDUZZI Damiano	28.918	19	90	BABUIN Denis	22.881
20	77	DANOVA Federico	27.066	20	67	PELLEGRINI Marco	24.432	20	72	PELATTI Sandro	28.957	20	72	PELATTI Sandro	22.992
21	191	FRANCA Luca	27.095	21	38	BARBERI Filippo	24.441	21	191	FRANCA Luca	29.259	21	38	BARBERI Filippo	22.992
22	72	PELATTI Sandro	27.190	22	91	MARTINEZ Luciano	24.529	22	69	FOSSATI Tommaso	29.285	22	184	LANCELOTTI Mattia	23.072
23	38	BARBERI Filippo	27.278	23	3	GURRIERI Raffaele	24.623	23	3	GURRIERI Raffaele	29.346	23	69	FOSSATI Tommaso	23.119
24	184	LANCELOTTI Mattia	27.291	24	69	FOSSATI Tommaso	24.799	24	77	DANOVA Federico	29.412	24	3	GURRIERI Raffaele	23.141
25	195	ALESSI Pietro	27.355	25	174	ALCIDI Alessandro	24.949	25	174	ALCIDI Alessandro	29.498	25	111	ROCCADELLI Matteo	23.154
26	3	GURRIERI Raffaele	27.357	26	184	LANCELOTTI Mattia	25.130	26	139	VERDI Luca	29.505	26	191	FRANCA Luca	23.189
27	69	FOSSATI Tommaso	27.427	27	195	ALESSI Pietro	25.134	27	195	ALESSI Pietro	29.559	27	174	ALCIDI Alessandro	23.234
28	174	ALCIDI Alessandro	27.502	28	191	FRANCA Luca	25.137	28	184	LANCELOTTI Mattia	29.580	28	139	VERDI Luca	23.249
29	111	ROCCADELLI Matteo	27.549	29	111	ROCCADELLI Matteo	25.137	29	111	ROCCADELLI Matteo	29.598	29	195	ALESSI Pietro	23.319
30	139	VERDI Luca	27.587	30	24	CITERA Antonio	25.149	30	24	CITERA Antonio	29.708	30	131	SILVESTRINI Paolo Maria	23.507
31	131	SILVESTRINI Paolo Maria	27.722	31	119	PALANTI Paolo	25.155	31	102	FANTILLI Giorgio	29.836	31	178	BERTON Alessandro	23.547
32	119	PALANTI Paolo	27.788	32	139	VERDI Luca	25.196	32	131	SILVESTRINI Paolo Maria	29.883	32	123	ANTONELLO Fabio	23.673
33	178	BERTON Alessandro	27.980	33	131	SILVESTRINI Paolo Maria	25.241	33	91	MARTINEZ Luciano	30.038	33	185	LISI Alessandro	23.727
34	185	LISI Alessandro	27.987	34	102	FANTILLI Giorgio	25.273	34	178	BERTON Alessandro	30.095	34	102	FANTILLI Giorgio	23.792
35	102	FANTILLI Giorgio	28.031	35	178	BERTON Alessandro	25.315	35	123	ANTONELLO Fabio	30.174	35	105	BAGNOLI Fabio	23.799
36	167	FAZIOLI Andrea	28.061	36	123	ANTONELLO Fabio	25.360	36	119	PALANTI Paolo	30.192	36	167	FAZIOLI Andrea	23.809
37	105	BAGNOLI Fabio	28.071	37	105	BAGNOLI Fabio	25.610	37	167	FAZIOLI Andrea	30.328	37	129	DAMANTE Emilio	23.859
38	24	CITERA Antonio	28.188	38	185	LISI Alessandro	25.682	38	185	LISI Alessandro	30.338	38	119	PALANTI Paolo	23.912
39	129	DAMANTE Emilio	28.278	39	129	DAMANTE Emilio	25.705	39	129	DAMANTE Emilio	30.366	39	168	ARGENTI Andrea	23.943
40	123	ANTONELLO Fabio	28.470	40	167	FAZIOLI Andrea	25.708	40	105	BAGNOLI Fabio	30.386	40	24	CITERA Antonio	23.952
41	168	ARGENTI Andrea	28.640	41	168	ARGENTI Andrea	25.774	41	168	ARGENTI Andrea	30.594	41	107	MARINO Angelo	24.543
42	107	MARINO Angelo	29.261	42	107	MARINO Angelo	26.378	42	107	MARINO Angelo	31.225				





# ACI Racing Weekend Misano, 4-5 Maggio 2024

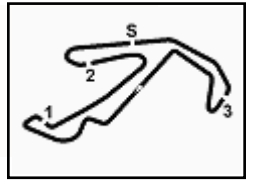
## TCR Italy - Ideal Time Prove Libere 1

 Misano Circuit Sic 58 4.226 m  
**1 / 2**

No. Driver	Car	Seg. 1 Diff. 1	Seg. 2 Diff. 2	Seg. 3 Diff. 3	Seg. 4 Diff. 4	Ideal Time		
						Best Lap	Pos.	Diff.
1 <b>87 PARK J.</b> (KOR)	Hyundai Elantra N	26.366 +0.041	<b>24.121</b>	28.340	<b>22.233</b>	<b>1'41.060</b> 1'41.101	1	0.041
2 <b>27 VOLT R.</b> (EST)	Honda Civic FL5	26.390 +0.072	24.176	<b>28.197</b>	22.363	<b>1'41.126</b> 1'41.198	2	0.072
3 <b>76 LEY A.</b> (GBR)	Hyundai Elantra N	26.307	24.215	28.561 +0.337	22.502 +0.105	<b>1'41.585</b> 1'42.027	8	0.442
4 <b>97 PARK J.</b> (KOR)	Hyundai Elantra N	26.378 +0.326	24.134 +0.021	28.681	22.429	<b>1'41.622</b> 1'41.969	6	0.347
5 <b>11 ROCCA P.</b> (ITA)	Honda Civic FL5	<b>26.301</b>	24.172	28.713	22.439	<b>1'41.625</b> 1'41.625	3	
6 <b>82 CIMENES J.</b> (ITA)	Honda Civic FL5	26.565	24.262	28.528	22.315 +0.146	<b>1'41.670</b> 1'41.816	5	0.146
7 <b>44 IMBERTI M.</b> (ITA)	Hyundai i30 N	26.629 +0.010	24.204	28.566 +0.054	22.311 +0.022	<b>1'41.710</b> 1'41.796	4	0.086
8 <b>9 POLONI M.</b> (ITA)	Audi RS3 LMS	26.758 +0.029	24.227 +0.131	28.410	22.516	<b>1'41.911</b> 1'42.071	9	0.160
9 <b>4 TAVANO S.</b> (ITA)	Cupra Leon VZ	26.668	24.149	28.562 +0.077	22.534	<b>1'41.913</b> 1'41.990	7	0.077
10 <b>64 LOSONCZY L.</b> (HUN)	Honda Civic FL5	26.720 +0.158	24.295 +0.087	28.624	22.381 +0.194	<b>1'42.020</b> 1'42.459	11	0.439
11 <b>12 COVINI G.</b> (ITA)	Hyundai Elantra N	26.652 +0.253	24.254	28.676 +0.059	22.527	<b>1'42.109</b> 1'42.421	10	0.312
12 <b>7 HWARANG K.</b> (KOR)	Hyundai Elantra N	26.461 +0.169	24.336 +0.159	28.794 +0.272	22.549 +0.097	<b>1'42.140</b> 1'42.837	17	0.697
13 <b>90 BABUIN D.</b> (ITA)	Audi RS3 LMS	26.603 +0.109	24.169 +0.158	28.575 +0.067	22.881 +0.146	<b>1'42.228</b> 1'42.708	15	0.480
14 <b>17 TAYLOR N.</b> (CAN)	Audi RS3 LMS	26.931 +0.019	24.287	28.441 +0.041	22.638 +0.149	<b>1'42.297</b> 1'42.506	13	0.209
15 <b>8 BALDAN N.</b> (ITA)	Audi RS3 LMS	26.749 +0.057	24.396	28.657	22.521 +0.085	<b>1'42.323</b> 1'42.465	12	0.142
16 <b>5 BARBERINI C.</b> (ITA)	Cupra Leon Competition	26.648 +0.137	24.343 +0.060	28.774	22.668	<b>1'42.433</b> 1'42.630	14	0.197
17 <b>67 PELLEGRINI M.</b> (ITA)	Audi RS3 LMS	26.742	24.432 +0.109	28.787	22.690	<b>1'42.651</b> 1'42.760	16	0.109
18 <b>81 REDUZZI D.</b> (ITA)	Hyundai Elantra N	26.997 +0.069	24.354 +0.018	28.918 +0.005	22.728	<b>1'42.997</b> 1'43.089	18	0.092
19 <b>72 PELATTI S.</b> (ITA)	Audi RS3 LMS	27.190 +0.132	24.399	28.957 +0.348	22.992	<b>1'43.538</b> 1'44.018	22	0.480
20 <b>38 BARBERI F.</b> (ITA)	Audi RS3 LMS	27.278 +0.257	24.441	28.913	22.992 +0.032	<b>1'43.624</b> 1'43.913	21	0.289
21 <b>77 DANOVA F.</b> (ITA)	Honda Civic FK7	27.066	24.430	29.412 +0.147	22.758	<b>1'43.666</b> 1'43.813	20	0.147
22 <b>3 GURRIERI R.</b> (ITA)	Cupra Leon VZ	27.357	24.623 +0.066	29.346 +0.009	23.141	<b>1'44.467</b> 1'44.542	23	0.075
23 <b>69 FOSSATI T.</b> (ITA)	Audi RS3 LMS	27.427 +0.173	24.799	29.285 +1.182	23.119 +0.460	<b>1'44.630</b> 1'46.445	31	1.815
24 <b>191 FRANCA L.</b> (ITA)	Audi RS3 DSG	27.095 +0.157	25.137	29.259 +0.295	23.189	<b>1'44.680</b> 1'45.132	24	0.452
25 <b>184 LANCELLOTTI M.</b> (ITA)	Cupra Leon	27.291 +0.189	25.130 +0.353	29.580	23.072	<b>1'45.073</b> 1'45.615	26	0.542
26 <b>174 ALCIDI A.</b> (ITA)	Volkswagen Golf DSG	27.502 +0.280	24.949	29.498	23.234 +0.082	<b>1'45.183</b> 1'45.545	25	0.362
27 <b>195 ALESSI P.</b> (ITA)	Audi RS3 DSG	27.355	25.134	29.559 +0.262	23.319 +0.193	<b>1'45.367</b> 1'45.822	28	0.455
28 <b>111 ROCCADELLI M.</b> (ITA)	Cupra Leon	27.549 +0.052	25.137 +0.162	29.598 +0.268	23.154	<b>1'45.438</b> 1'45.920	29	0.482
29 <b>139 VERDI L.</b> (ITA)	Audi RS3 DSG	27.587	25.196 +0.086	29.505	23.249 +0.083	<b>1'45.537</b> 1'45.706	27	0.169
30 <b>131 SILVESTRINI P.</b> (ITA)	Audi RS3 DSG	27.722 +0.273	25.241 +0.283	29.883 +0.155	23.507 +0.233	<b>1'46.353</b> 1'47.297	33	0.944
31 <b>102 FANTILLI G.</b> (ITA)	Cupra Leon	28.031 +0.371	25.273	29.836 +0.131	23.792	<b>1'46.932</b> 1'47.434	35	0.502
32 <b>178 BERTON A.</b> (ITA)	Cupra Leon	27.980 +0.049	25.315 +0.122	30.095 +0.174	23.547 +0.074	<b>1'46.937</b> 1'47.356	34	0.419
33 <b>24 CITERA A.</b> (AUT)	Honda Civic FK7	28.188	25.149 +0.132	29.708	23.952	<b>1'46.997</b> 1'47.129	32	0.132

03/05/2024





# ACI Racing Weekend Misano, 4-5 Maggio 2024

## TCR Italy - Ideal Time Prove Libere 1

Misano Circuit Sic 58 4.226 m  
2 / 2

No. Driver	Car	Seg. 1	Seg. 2	Seg. 3	Seg. 4	Ideal Time		
		Diff. 1	Diff. 2	Diff. 3	Diff. 4	Best Lap	Pos.	Diff.
34 <b>123 ANTONELLO F.</b> (ITA)	Cupra Leon	28.470	25.360 +0.029	30.174 +0.431	23.673 +0.427	<b>1'47.677</b> 1'48.564	37	0.887
35 <b>185 LISI A.</b> (ITA)	Cupra Leon	27.987 +0.057	25.682 +0.011	30.338 +0.140	23.727 +0.118	<b>1'47.734</b> 1'48.060	36	0.326
36 <b>105 BAGNOLI F.</b> (ITA)	Volkswagen Golf DSG	28.071 +0.118	25.610	30.386 +0.501	23.799 +0.568	<b>1'47.866</b> 1'49.053	40	1.187
37 <b>167 FAZIOLI A.</b> (ITA)	Cupra Leon	28.061 +0.335	25.708 +0.332	30.328 +0.008	23.809 +0.274	<b>1'47.906</b> 1'48.855	38	0.949
38 <b>129 DAMANTE E.</b> (ITA)	Cupra Leon	28.278 +0.024	25.705	30.366 +0.653	23.859	<b>1'48.208</b> 1'48.885	39	0.677
39 <b>168 ARGENTI A.</b> (ITA)	Cupra Leon	28.640	25.774 +0.590	30.594	23.943	<b>1'48.951</b> 1'49.541	41	0.590
40 <b>107 MARINO A.</b> (ITA)	Audi RS3 DSG	29.261 +0.141	26.378 +0.024	31.225 +0.487	24.543 +0.182	<b>1'51.407</b> 1'52.241	42	0.834
<b>91 MARTINEZ L.</b> (ARG)	Audi RS3 LMS		Missing Sector			1'43.227		
<b>119 PALANTI P.</b> (ITA)	Audi RS3 DSG		Missing Sector			1'46.150		
<b>Overall Ideal Time</b>		26.301	24.121	28.197	22.233	<b>1'40.852</b>		



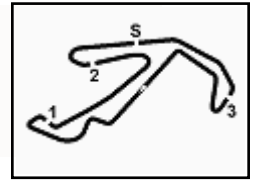












## ACI Racing Weekend Misano, 4-5 Maggio 2024

### TCR Italy - Analisi Tempi Prove Libere 1

Misano Circuit Sic 58 4.226 m

6 / 6

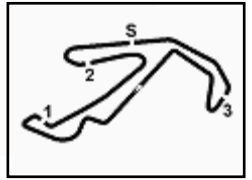
191 L. FRANCA (1'45.132)							
Lap	Seg.1	Seg.2	Seg.3	Seg.4	Lap Time	km/h	Local Time
1		31.520	35.112	26.300		173,9	
2	30.350	27.178	32.838	51.638	2'22.004P	185,6	10:09'53.962
3	2'35.358	26.656	30.336	23.367	3'55.717P	<b>193,5</b>	10:13'49.679
4	<b>27.095</b>	25.523	29.568	23.222	1'45.408	192,5	10:15'35.087
5	27.252	<b>25.137</b>	29.554	<b>23.189</b>	<b>1'45.132</b>	193,2	10:17'20.219
6	27.614	25.277	29.267	23.325	1'45.483	192,2	10:19'05.702
7	28.893	25.732	33.381	36.453	2'04.459P	158,1	10:21'10.161
8	2'33.768	1'04.214	59.689	31.404	5'09.075P	147,9	10:26'19.236
9	27.970	25.342	29.264	23.589	1'46.165C	191,8	10:28'05.401
10	27.391	25.114	29.245	23.944	1'45.694C	192,9	10:29'51.095
11	29.080	25.473	<b>29.259</b>	23.717	1'47.529	193,2	10:31'38.624
12	27.652	25.446	29.482	23.430	1'46.010	191,8	10:33'24.634
13	27.537	25.399	29.603	23.480	1'46.019C	192,2	10:35'10.653

195 P. ALESSI (1'45.822)							
Lap	Seg.1	Seg.2	Seg.3	Seg.4	Lap Time	km/h	Local Time
1							
2	1'36.276	30.250	35.340	27.635	3'09.501P	185,2	10:10'17.544
3	33.871	32.025	32.973	2'30.311	4'09.180P	189,8	10:14'26.724
4	57.394	27.907	33.268	26.921	2'25.490P	186,9	10:16'52.214
5	29.298	25.973	30.537	24.508	1'50.316	<b>194,9</b>	10:18'42.530
6	27.936	25.518	29.922	23.417	1'46.793	194,2	10:20'29.323
7	27.581	25.295	30.655	31.894	1'55.425	189,1	10:22'24.748
8	27.746	25.195	29.887	<b>23.319</b>	1'46.147	193,9	10:24'10.895
9	<b>27.355</b>	<b>25.134</b>	29.821	23.512	<b>1'45.822</b>	188,8	10:25'56.717
10	27.479	25.168	<b>29.559</b>	3'44.630	5'06.836P	193,5	10:31'03.553
11	44.128	35.590	30.889	33.216	2'23.823P	186,9	10:33'27.376
12	27.659	25.606				193,5	

03/05/2024

P = Pits In/Out - C = Lap Time Cancelled





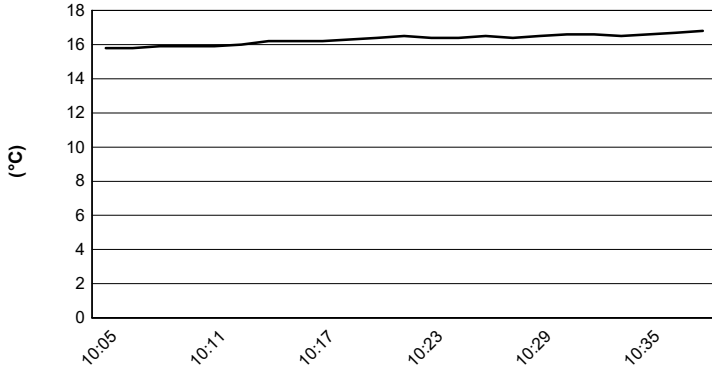
ACI Racing Weekend Misano, 4-5 Maggio 2024

TCR Italy - Meteo Prove Libere 1

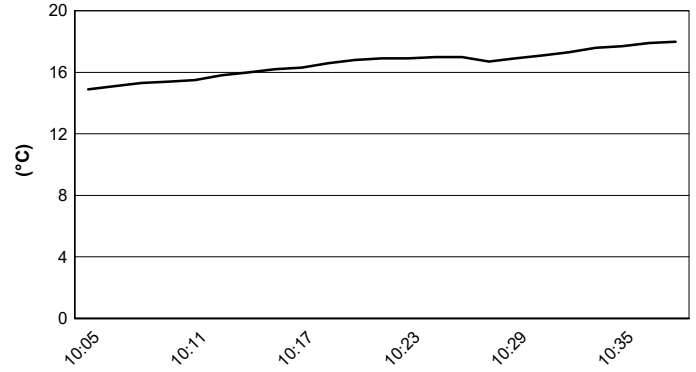
Session started 10:05 - Session ended 10:38

Misano Circuit Sic 58 4.226 m

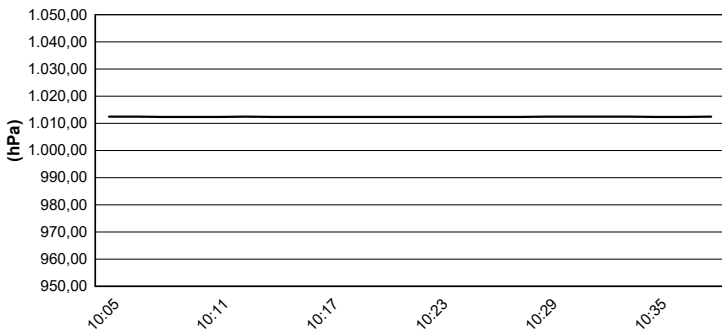
Air Temperature



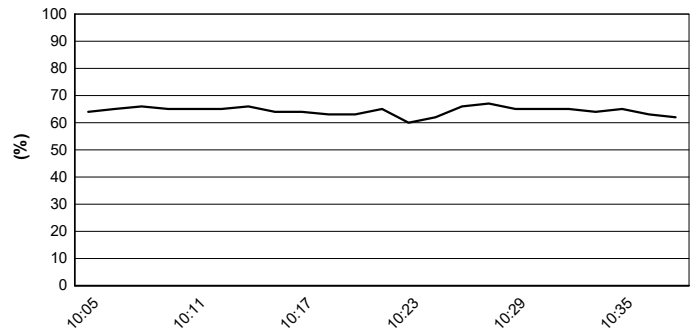
Track Temperature



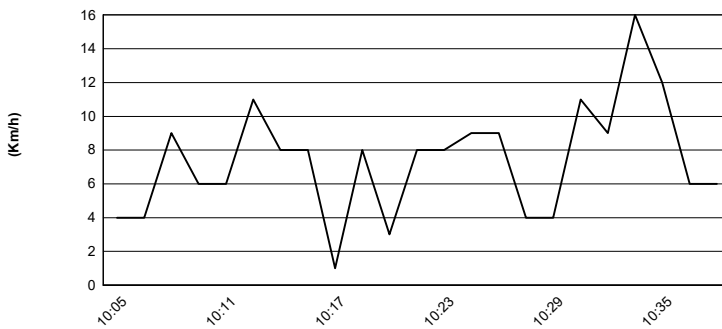
Air Pressure



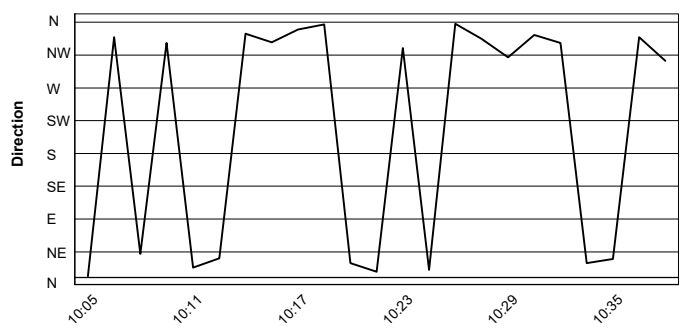
Humidity



Wind Speed



Wind Direction



03/05/2024

