

# ACI Racing Weekend Pergusa, 8-9 Giugno 2024

## TCR Italy - Results Free Practice 3

Pergusa 4.950 m

1 / 2

No.	Driver	Nat	Entrant	Team	Car	Class	Time	Gap	Rel.	Laps
1	<b>44 IMBERTI</b> Michele	ITA	Kombat Motorsport	Kombat Motorsport	Hyundai Elantra N	TCR	<b>1'39.567</b>			9
2	<b>87 PARK</b> Junui	KOR	Solite Indigo Racing	Solite Indigo Racing	Hyundai Elantra N	TCR	<b>1'39.668</b>	0.101	0.101	4
3	<b>97 PARK</b> Junesung	KOR	Solite Indigo Racing	Solite Indigo Racing	Hyundai Elantra N	TCR	<b>1'39.734</b>	0.167	0.066	8
4	<b>17 TAYLOR</b> Nicolas	CAN	Best Lap	PMA Motorsport	Audi RS3 LMS	TCR	<b>1'40.170</b>	0.603	0.436	10
5	<b>27 VOLT</b> Ruben	EST	ALM Motorsport	ALM Motorsport	Honda Civic FL5	TCR	<b>1'40.404</b>	0.837	0.234	11
6	<b>76 LEY</b> Alex	GBR	Target	Target	Hyundai Elantra N	TCR	<b>1'40.675</b>	1.108	0.271	8
7	<b>7 KIM</b> Hwarang	KOR	Target	Target	Hyundai Elantra N	TCR	<b>1'40.786</b>	1.219	0.111	10
8	<b>8 BALDAN</b> Nicola	ITA	Aikoa Racing	Aikoa Racing	Audi RS3 LMS	TCR	<b>1'40.827</b>	1.260	0.041	11
9	<b>9 POLONI</b> Matteo	ITA	Poloni Matteo	Gear Works	Audi RS3 LMS	TCR	<b>1'40.859</b>	1.292	0.032	9
10	<b>82 CIMENES</b> Jacopo	ITA	MM Motorsport	MM Motorsport	Honda Civic FL5	TCR	<b>1'40.877</b>	1.310	0.018	11
11	<b>38 BARBERI</b> Filippo	ITA	Aikoa Racing	Aikoa Racing	Audi RS3 LMS	TCR	<b>1'40.946</b>	1.379	0.069	11
12	<b>4 TAVANO</b> Salvatore	ITA	Tavano Salvatore	Girasole	Cupra Leon VZ	TCR	<b>1'41.005</b>	1.438	0.059	10
13	<b>12 COVINI</b> Gabriele	ITA	BRC Racing Team	BRC Racing Team	Hyundai Elantra N	TCR	<b>1'41.504</b>	1.937	0.499	9
14	<b>69 FOSSATI</b> Tommaso	ITA	Fossati Tommaso	FOX Racing Team	Audi RS3 LMS	TCR	<b>1'41.592</b>	2.025	0.088	10
15	<b>81 REDUZZI</b> Damiano	ITA	Reduzzi Damiano	Trico WRT	Hyundai Elantra N	TCR	<b>1'41.978</b>	2.411	0.386	9
16	<b>11 ROCCA</b> Paolo	ITA	ALM Motorsport	ALM Motorsport	Honda Civic FL5	TCR	<b>1'42.355</b>	2.788	0.377	4
17	<b>3 GURRIERI</b> Raffaele	ITA	Gurrieri Raffaele	Girasole	Cupra Leon VZ	TCR	<b>1'42.643</b>	3.076	0.288	10
18	<b>90 BABUIN</b> Denis	ITA	Babuini Denis	Planet Motorsport	Audi RS3 LMS	TCR	<b>1'43.311</b>	3.744	0.668	10
19	<b>67 PELLEGRINI</b> Marco	ITA	Pellegrini Marco	Pinetti Motorsport	Audi RS3 LMS	TCR	<b>1'44.076</b>	4.509	0.765	4
20	<b>10 PAOLINO</b> Federico	ITA	Target	Target	Hyundai Elantra N	TCR	<b>1'44.319</b>	4.752	0.243	10
21	<b>91 MARTINEZ</b> Luciano	ARG	Martinez Luciano	Pinetti Motorsport	Audi RS3 LMS	TCR	<b>1'44.979</b>	5.412	0.660	11
22	<b>72 PELATTI</b> Sandro	ITA	Pelatti Sandro	PMA Motorsport	Audi RS3 LMS	TCR	<b>1'45.021</b>	5.454	0.042	10
23	<b>53 CAPPELLO</b> Edoardo	ITA	MM Motorsport	MM Motorsport	Honda Civic FK7	TCR	<b>1'45.798</b>	6.231	0.777	10
24	<b>64 LOSONCZY</b> Levente	HUN	ALM Motorsport	ALM Motorsport	Honda Civic FL5	TCR				2
25	<b>5 BARBERINI</b> Cosimo	ITA	Barberini Cosimo	NOS	Cupra Leon Competition	TCR				0

Humidity:	27%	AIR	29°C
Condition:	DRY	Track	42°C

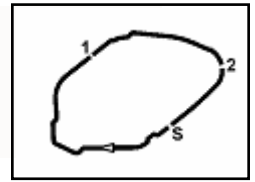
Clerk of the Course : Graziano Basile

Race Director : Gianluca Marotta

08/06/2024	Start 10:37	End 11:03
------------	----------------	--------------



Powered by FICr PERUGIA TIMING



# ACI Racing Weekend Pergusa, 8-9 Giugno 2024

## TCR Italy - Results Free Practice 3

Pergusa 4.950 m  
2 / 2

### Penalty and Infringement

### Fastest Laps Sequence

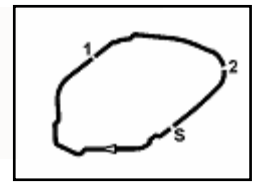
No.	Entrant	Nat	Team	Car	Local Time	Time	Gap	Avg
7	H. KIM	KOR	Target	Hyundai Elantra N	10:41'03.297	<b>1'43.383</b>		172,369
7	H. KIM	KOR	Target	Hyundai Elantra N	10:42'44.848	<b>1'41.551</b>	-1.832	175,478
76	A. LEY	GBR	Target	Hyundai Elantra N	10:44'21.302	<b>1'40.675</b>	-0.876	177,005
87	J. PARK	KOR	Solite Indigo Racing	Hyundai Elantra N	10:44'53.236	<b>1'40.421</b>	-0.254	177,453
87	J. PARK	KOR	Solite Indigo Racing	Hyundai Elantra N	10:46'32.904	<b>1'39.668</b>	-0.753	178,794
44	M. IMBERTI	ITA	Kombat Motorsport	Hyundai Elantra N	11:00'14.418	<b>1'39.567</b>	-0.101	178,975

Clerk of the Course : Graziano Basile

Race Director : Gianluca Marotta

08/06/2024      Start 10:37      End 11:03





Pergusa 4.950 m

## ACI Racing Weekend Pergusa, 8-9 Giugno 2024

### TCR Italy - Sectors and Speed Free Practice 3

#### BEST LAP

1	<b>44 IMBERTI</b> Michele	Hvundai Elantra N	1'39.567
2	<b>87 PARK</b> Junui	Hvundai Elantra N	1'39.668
3	<b>97 PARK</b> Junesung	Hvundai Elantra N	1'39.734
4	<b>17 TAYLOR</b> Nicolas	Audi RS3 LMS	1'40.170
5	<b>27 VOLT</b> Ruben	Honda Civic FL5	1'40.404
6	<b>76 LEY</b> Alex	Hvundai Elantra N	1'40.675
7	<b>7 KIM</b> Hwarang	Hvundai Elantra N	1'40.786
8	<b>8 BALDAN</b> Nicola	Audi RS3 LMS	1'40.827
9	<b>9 POLONI</b> Matteo	Audi RS3 LMS	1'40.859
10	<b>82 CIMENES</b> Jacopo	Honda Civic FL5	1'40.877
11	<b>38 BARBERI</b> Filippo	Audi RS3 LMS	1'40.946
12	<b>4 TAVANO</b> Salvatore	Cupra Leon VZ	1'41.005
13	<b>12 COVINI</b> Gabriele	Hvundai Elantra N	1'41.504
14	<b>69 FOSSATI</b> Tommaso	Audi RS3 LMS	1'41.592
15	<b>81 REDUZZI</b> Damiano	Hvundai Elantra N	1'41.978
16	<b>11 ROCCA</b> Paolo	Honda Civic FL5	1'42.355
17	<b>3 GURRIERI</b> Raffaele	Cupra Leon VZ	1'42.643
18	<b>90 BABUIN</b> Denis	Audi RS3 LMS	1'43.311
19	<b>67 PELLEGRINI</b> Marco	Audi RS3 LMS	1'44.076
20	<b>10 PAOLINO</b> Federico	Hvundai Elantra N	1'44.319
21	<b>91 MARTINEZ</b> Luciano	Audi RS3 LMS	1'44.979
22	<b>72 PELATTI</b> Sandro	Audi RS3 LMS	1'45.021
23	<b>53 CAPPELLO</b> Edoardo	Honda Civic FK7	1'45.798
24	<b>5 BARBERINI</b> Cosimo	Cupra Leon Competition	
25	<b>64 LOSONCZY</b> Levente	Honda Civic FL5	

#### SPEED

1	<b>9 POLONI</b> Matteo	Audi RS3 LMS	254,7
2	<b>38 BARBERI</b> Filippo	Audi RS3 LMS	254,7
3	<b>82 CIMENES</b> Jacopo	Honda Civic FL5	253,5
4	<b>8 BALDAN</b> Nicola	Audi RS3 LMS	252,9
5	<b>11 ROCCA</b> Paolo	Honda Civic FL5	252,9
6	<b>90 BABUIN</b> Denis	Audi RS3 LMS	252,3
7	<b>27 VOLT</b> Ruben	Honda Civic FL5	251,7
8	<b>67 PELLEGRINI</b> Marco	Audi RS3 LMS	251,2
9	<b>17 TAYLOR</b> Nicolas	Audi RS3 LMS	251,2
10	<b>4 TAVANO</b> Salvatore	Cupra Leon VZ	249,4
11	<b>12 COVINI</b> Gabriele	Hvundai Elantra N	249,4
12	<b>44 IMBERTI</b> Michele	Hvundai Elantra N	248,8
13	<b>97 PARK</b> Junesung	Hvundai Elantra N	248,8
14	<b>7 KIM</b> Hwarang	Hvundai Elantra N	248,3
15	<b>3 GURRIERI</b> Raffaele	Cupra Leon VZ	248,3
16	<b>87 PARK</b> Junui	Hvundai Elantra N	247,7
17	<b>81 REDUZZI</b> Damiano	Hvundai Elantra N	247,7
18	<b>76 LEY</b> Alex	Hvundai Elantra N	247,7
19	<b>72 PELATTI</b> Sandro	Audi RS3 LMS	247,7
20	<b>69 FOSSATI</b> Tommaso	Audi RS3 LMS	246,6
21	<b>91 MARTINEZ</b> Luciano	Audi RS3 LMS	245,5
22	<b>10 PAOLINO</b> Federico	Hvundai Elantra N	245,5
23	<b>53 CAPPELLO</b> Edoardo	Honda Civic FK7	244,3
24	<b>64 LOSONCZY</b> Levente	Honda Civic FL5	214,7

#### SEG. 1

1	<b>97 PARK</b> Junesung	38.030
2	<b>17 TAYLOR</b> Nicolas	38.219
3	<b>76 LEY</b> Alex	38.226
4	<b>44 IMBERTI</b> Michele	38.303
5	<b>82 CIMENES</b> Jacopo	38.361
6	<b>27 VOLT</b> Ruben	38.384
7	<b>4 TAVANO</b> Salvatore	38.392
8	<b>87 PARK</b> Junui	38.431
9	<b>7 KIM</b> Hwarang	38.444
10	<b>11 ROCCA</b> Paolo	38.471
11	<b>8 BALDAN</b> Nicola	38.486
12	<b>64 LOSONCZY</b> Levente	38.531
13	<b>69 FOSSATI</b> Tommaso	38.545
14	<b>9 POLONI</b> Matteo	38.561
15	<b>12 COVINI</b> Gabriele	38.677
16	<b>38 BARBERI</b> Filippo	38.911
17	<b>81 REDUZZI</b> Damiano	38.932
18	<b>3 GURRIERI</b> Raffaele	38.937
19	<b>67 PELLEGRINI</b> Marco	38.965
20	<b>90 BABUIN</b> Denis	38.983
21	<b>10 PAOLINO</b> Federico	39.039
22	<b>91 MARTINEZ</b> Luciano	39.203
23	<b>53 CAPPELLO</b> Edoardo	39.493
24	<b>72 PELATTI</b> Sandro	39.625

#### SEG. 2

1	<b>76 LEY</b> Alex	31.220
2	<b>44 IMBERTI</b> Michele	31.264
3	<b>87 PARK</b> Junui	31.300
4	<b>97 PARK</b> Junesung	31.448
5	<b>11 ROCCA</b> Paolo	31.885
6	<b>17 TAYLOR</b> Nicolas	31.953
7	<b>27 VOLT</b> Ruben	31.969
8	<b>9 POLONI</b> Matteo	31.997
9	<b>38 BARBERI</b> Filippo	31.997
10	<b>7 KIM</b> Hwarang	32.068
11	<b>4 TAVANO</b> Salvatore	32.197
12	<b>82 CIMENES</b> Jacopo	32.234
13	<b>8 BALDAN</b> Nicola	32.295
14	<b>12 COVINI</b> Gabriele	32.298
15	<b>81 REDUZZI</b> Damiano	32.432
16	<b>69 FOSSATI</b> Tommaso	32.629
17	<b>67 PELLEGRINI</b> Marco	32.900
18	<b>3 GURRIERI</b> Raffaele	32.952
19	<b>53 CAPPELLO</b> Edoardo	33.323
20	<b>72 PELATTI</b> Sandro	33.530
21	<b>90 BABUIN</b> Denis	33.536
22	<b>10 PAOLINO</b> Federico	33.614
23	<b>91 MARTINEZ</b> Luciano	33.713
24	<b>64 LOSONCZY</b> Levente	41.242

#### SEG. 3

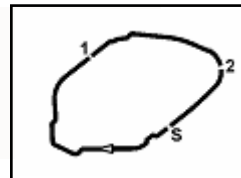
1	<b>38 BARBERI</b> Filippo	13.826
2	<b>8 BALDAN</b> Nicola	13.979
3	<b>9 POLONI</b> Matteo	14.016
4	<b>17 TAYLOR</b> Nicolas	14.020
5	<b>82 CIMENES</b> Jacopo	14.051
6	<b>44 IMBERTI</b> Michele	14.075
7	<b>11 ROCCA</b> Paolo	14.144
8	<b>67 PELLEGRINI</b> Marco	14.154
9	<b>27 VOLT</b> Ruben	14.171
10	<b>76 LEY</b> Alex	14.192
11	<b>87 PARK</b> Junui	14.228
12	<b>97 PARK</b> Junesung	14.239
13	<b>4 TAVANO</b> Salvatore	14.239
14	<b>91 MARTINEZ</b> Luciano	14.247
15	<b>7 KIM</b> Hwarang	14.279
16	<b>12 COVINI</b> Gabriele	14.295
17	<b>90 BABUIN</b> Denis	14.305
18	<b>81 REDUZZI</b> Damiano	14.334
19	<b>3 GURRIERI</b> Raffaele	14.337
20	<b>69 FOSSATI</b> Tommaso	14.360
21	<b>72 PELATTI</b> Sandro	14.549
22	<b>53 CAPPELLO</b> Edoardo	14.639
23	<b>10 PAOLINO</b> Federico	14.700
24	<b>64 LOSONCZY</b> Levente	17.029

#### SEG. 4

1	<b>76 LEY</b> Alex	15.634
2	<b>87 PARK</b> Junui	15.707
3	<b>17 TAYLOR</b> Nicolas	15.769
4	<b>27 VOLT</b> Ruben	15.824
5	<b>11 ROCCA</b> Paolo	15.826
6	<b>8 BALDAN</b> Nicola	15.852
7	<b>44 IMBERTI</b> Michele	15.879
8	<b>97 PARK</b> Junesung	15.897
9	<b>81 REDUZZI</b> Damiano	15.908
10	<b>7 KIM</b> Hwarang	15.911
11	<b>82 CIMENES</b> Jacopo	15.992
12	<b>12 COVINI</b> Gabriele	16.030
13	<b>69 FOSSATI</b> Tommaso	16.058
14	<b>4 TAVANO</b> Salvatore	16.059
15	<b>38 BARBERI</b> Filippo	16.212
16	<b>9 POLONI</b> Matteo	16.285
17	<b>3 GURRIERI</b> Raffaele	16.417
18	<b>90 BABUIN</b> Denis	16.475
19	<b>67 PELLEGRINI</b> Marco	16.666
20	<b>53 CAPPELLO</b> Edoardo	16.670
21	<b>10 PAOLINO</b> Federico	16.743
22	<b>72 PELATTI</b> Sandro	16.780
23	<b>91 MARTINEZ</b> Luciano	16.924
24	<b>64 LOSONCZY</b> Levente	17.023

08/06/2024



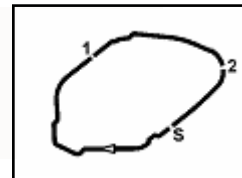


# ACI Racing Weekend Pergusa, 8-9 Giugno 2024

## TCR Italy - Ideal Times Free Practice 3

Pergusa 4.950 m

No. Driver	Car	Seg. 1 Diff. 1	Seg. 2 Diff. 2	Seg. 3 Diff. 3	Seg. 4 Diff. 4	Ideal Time		
						Best Lap	Pos.	Diff.
1 <b>76 LEY A.</b> (GBR)	Hyundai Elantra N	38.226 +0.028	<b>31.220</b> +0.959	14.192 +0.416	<b>15.634</b>	<b>1'39.272</b> 1'40.675	6	1.403
2 <b>44 IMBERTI M.</b> (ITA)	Hyundai Elantra N	38.303	31.264	14.075	15.879 +0.046	<b>1'39.521</b> 1'39.567	1	0.046
3 <b>97 PARK J.</b> (KOR)	Hyundai Elantra N	<b>38.030</b>	31.448 +0.048	14.239	15.897 +0.072	<b>1'39.614</b> 1'39.734	3	0.120
4 <b>87 PARK J.</b> (KOR)	Hyundai Elantra N	38.431	31.300	14.228 +0.002	15.707	<b>1'39.666</b> 1'39.668	2	0.002
5 <b>17 TAYLOR N.</b> (CAN)	Audi RS3 LMS	38.219	31.953 +0.084	14.020 +0.052	15.769 +0.073	<b>1'39.961</b> 1'40.170	4	0.209
6 <b>11 ROCCA P.</b> (ITA)	Honda Civic FL5	38.471	31.885	14.144	15.826 +2.029	<b>1'40.326</b> 1'42.355	16	2.029
7 <b>27 VOLT R.</b> (EST)	Honda Civic FL5	38.384	31.969	14.171 +0.032	15.824 +0.024	<b>1'40.348</b> 1'40.404	5	0.056
8 <b>8 BALDAN N.</b> (ITA)	Audi RS3 LMS	38.486 +0.184	32.295	13.979	15.852 +0.031	<b>1'40.612</b> 1'40.827	8	0.215
9 <b>82 CIMENES J.</b> (ITA)	Honda Civic FL5	38.361	32.234	14.051	15.992 +0.239	<b>1'40.638</b> 1'40.877	10	0.239
10 <b>7 KIM H.</b> (KOR)	Hyundai Elantra N	38.444 +0.043	32.068	14.279 +0.041	15.911	<b>1'40.702</b> 1'40.786	7	0.084
11 <b>9 POLONI M.</b> (ITA)	Audi RS3 LMS	38.561	31.997	14.016	16.285	<b>1'40.859</b> 1'40.859	9	
12 <b>4 TAVANO S.</b> (ITA)	Cupra Leon VZ	38.392 +0.103	32.197	14.239 +0.015	16.059	<b>1'40.887</b> 1'41.005	12	0.118
13 <b>38 BARBERI F.</b> (ITA)	Audi RS3 LMS	38.911	31.997	<b>13.826</b>	16.212	<b>1'40.946</b> 1'40.946	11	
14 <b>12 COVINI G.</b> (ITA)	Hyundai Elantra N	38.677	32.298	14.295	16.030 +0.204	<b>1'41.300</b> 1'41.504	13	0.204
15 <b>69 FOSSATI T.</b> (ITA)	Audi RS3 LMS	38.545	32.629	14.360	16.058	<b>1'41.592</b> 1'41.592	14	
16 <b>81 REDUZZI D.</b> (ITA)	Hyundai Elantra N	38.932 +0.063	32.432	14.334 +0.111	15.908 +0.198	<b>1'41.606</b> 1'41.978	15	0.372
17 <b>3 GURRIERI R.</b> (ITA)	Cupra Leon VZ	38.937	32.952	14.337	16.417	<b>1'42.643</b> 1'42.643	17	
18 <b>67 PELLEGRINI M.</b> (ITA)	Audi RS3 LMS	38.965 +0.007	32.900 +0.865	14.154 +0.149	16.666 +0.370	<b>1'42.685</b> 1'44.076	19	1.391
19 <b>90 BABUIN D.</b> (ITA)	Audi RS3 LMS	38.983 +0.012	33.536	14.305	16.475	<b>1'43.299</b> 1'43.311	18	0.012
20 <b>91 MARTINEZ L.</b> (ARG)	Audi RS3 LMS	39.203 +0.586	33.713	14.247 +0.180	16.924 +0.126	<b>1'44.087</b> 1'44.979	21	0.892
21 <b>10 PAOLINO F.</b> (ITA)	Hyundai Elantra N	39.039	33.614 +0.018	14.700 +0.049	16.743 +0.156	<b>1'44.096</b> 1'44.319	20	0.223
22 <b>53 CAPPELLO E.</b> (ITA)	Honda Civic FK7	39.493 +1.130	33.323	14.639	16.670 +0.543	<b>1'44.125</b> 1'45.798	23	1.673
23 <b>72 PELATTI S.</b> (ITA)	Audi RS3 LMS	39.625 +0.304	33.530 +0.233	14.549	16.780	<b>1'44.484</b> 1'45.021	22	0.537
<b>5 BARBERINI C.</b> (ITA)	Cupra Leon Competition							
<b>64 LOSONCZY L.</b> (HUN)	Honda Civic FL5							
<b>Overall Ideal Time</b>		38.030	31.220	13.826	15.634	<b>1'38.710</b>		



Pergusa 4.950 m

# ACI Racing Weekend Pergusa, 8-9 Giugno 2024

## TCR Italy - Analysis Free Practice 3

1 / 3

3 R. GURRIERI (1'42.643)							
Lap	Seg.1	Seg.2	Seg.3	Seg.4	Lap Time	km/h	Local Time
1							
2	1'00.322	48.732	18.088	20.756	2'27.898P	184,0	10:40'06.918
3	44.103	40.703	16.695	3'08.959	4'50.460P	188,2	10:44'57.378
4	51.374	39.505	15.235	17.634	2'03.748P	240,0	10:47'01.126
5	39.667	34.451	14.625	16.665	1'45.408	<b>248,3</b>	10:48'46.534
6	39.214	48.723	37.158	23.855	2'28.950	92,5	10:51'15.484
7	39.452	39.986	14.932	18.118	1'52.488	213,4	10:53'07.972
8	39.497	34.545	15.454	18.144	1'47.640	238,9	10:54'55.612
9	1'13.064	1'15.128	19.439	17.735	3'05.366	214,3	10:58'00.978
10	39.080	33.775	14.449	16.560	1'43.864	247,7	10:59'44.842
11	<b>38.937</b>	<b>32.952</b>	<b>14.337</b>	<b>16.417</b>	<b>1'42.643</b>	<b>248,3</b>	11:01'27.485
12	40.846	43.085	17.085			192,9	

4 S. TAVANO (1'41.005)							
Lap	Seg.1	Seg.2	Seg.3	Seg.4	Lap Time	km/h	Local Time
1							
2	1'00.039	43.472	16.710	3'09.907	5'10.128P	224,5	10:42'51.567
3	50.726	39.343	18.572	17.107	2'05.748P	179,1	10:44'57.315
4	45.084	39.042	16.333	17.085	1'57.544	187,8	10:46'54.859
5	38.505	40.208	15.069	16.471	1'50.253	244,9	10:48'45.112
6	<b>38.392</b>	41.921	37.650	2'26.624	4'24.587P	74,5	10:53'09.699
7	51.558	36.618	17.954	27.165	2'13.295P	147,1	10:55'22.994
8	1'25.076	56.509	17.383	16.817	2'55.785	226,4	10:58'18.779
9	38.438	32.220	<b>14.239</b>	16.170	1'41.067	<b>249,4</b>	10:59'59.846
10	38.495	<b>32.197</b>	14.254	<b>16.059</b>	<b>1'41.005</b>	248,8	11:01'40.851
11	38.536	32.483	14.406	16.265	1'41.690	248,3	11:03'22.541

7 H. KIM (1'40.786)							
Lap	Seg.1	Seg.2	Seg.3	Seg.4	Lap Time	km/h	Local Time
1		40.532	15.405	18.095		203,0	
2	38.774	32.653	14.380	17.576	1'43.383	247,7	10:41'03.297
3	38.826	32.441	<b>14.279</b>	16.005	1'41.551	<b>248,3</b>	10:42'44.848
4	38.487	<b>32.068</b>	14.320	<b>15.911</b>	<b>1'40.786</b>	247,1	10:44'25.634
5	39.204	34.068	14.645	29.406	1'57.323P	245,5	10:46'22.957
6	5'29.932	34.505	14.487	18.454	6'37.378P	237,4	10:53'00.335
7	39.226	37.277	20.877	17.819	1'55.199	207,3	10:54'55.534
8	1'13.626	1'15.233	19.597	17.582	3'06.038	217,7	10:58'01.572
9	39.256	33.351	15.323	20.517	1'48.447	140,1	10:59'50.019
10	<b>38.444</b>	32.205	14.472	16.999	1'42.120C	243,8	11:01'32.139
11	38.631	34.439	14.748	30.136	1'57.954P	238,4	11:03'30.093

8 N. BALDAN (1'40.827)							
Lap	Seg.1	Seg.2	Seg.3	Seg.4	Lap Time	km/h	Local Time
1		44.199	24.255	21.792		109,0	
2	40.044	35.137	14.552	17.038	1'46.771	247,1	10:41'32.283
3	39.420	35.647	14.367	16.265	1'45.699	250,0	10:43'17.982
4	38.926	33.118	14.197	16.200	1'42.441	251,7	10:45'00.423
5	39.616	33.136	14.145	16.341	1'43.238	<b>252,9</b>	10:46'43.661
6	38.761	32.674	14.115	16.044	1'41.594	<b>252,9</b>	10:48'25.255
7	40.735	50.076	40.054	38.750	2'49.615P	79,1	10:51'14.870
8	2'44.792	45.514	31.048	33.003	4'34.357P	79,4	10:55'49.227
9	1'21.232	46.068	16.357	17.201	2'40.858	221,8	10:58'30.085
10	<b>38.486</b>	32.433	14.166	16.008	1'41.093	250,6	11:00'11.178
11	38.555	32.332	14.095	<b>15.852</b>	1'40.834	252,3	11:01'52.012
12	38.670	<b>32.295</b>	<b>13.979</b>	15.883	<b>1'40.827</b>	<b>252,9</b>	11:03'32.839

9 M. POLONI (1'40.859)							
Lap	Seg.1	Seg.2	Seg.3	Seg.4	Lap Time	km/h	Local Time
1		47.704	19.077	19.965		174,8	
2	45.622	50.489	41.329	33.158	2'50.598	24,4	10:42'17.450

3	38.952	32.530	14.117	16.738	1'42.337	246,6	10:43'59.787
4	38.876	32.874	14.194	16.420	1'42.364	246,6	10:45'42.151
5	<b>38.561</b>	<b>31.997</b>	<b>14.016</b>	<b>16.285</b>	<b>1'40.859</b>	248,8	10:47'23.010
6	38.605	31.999	14.044	16.289	1'40.937	<b>254,7</b>	10:49'03.947
7	42.389	59.128	36.266	36.887	2'54.670P	108,8	10:51'58.617
8	5'37.074	48.814	20.384	16.614	7'02.886P	231,3	10:59'01.503
9	38.562	32.774	14.432	16.640	1'42.408		11:00'43.911
10	40.728	44.544	19.266	31.500	2'16.038P	178,8	11:02'59.949

10 F. PAOLINO (1'44.319)							
Lap	Seg.1	Seg.2	Seg.3	Seg.4	Lap Time	km/h	Local Time
1		40.724	16.388	18.782		226,9	
2	41.193	36.157	16.754	18.292	1'52.396	146,5	10:41'03.988
3	40.131	34.685	14.875	16.906	1'46.597	243,2	10:42'50.585
4	39.840	34.395	14.812	17.043	1'46.090	243,8	10:44'36.675
5	39.780	34.108	14.762	16.813	1'45.463	243,8	10:46'22.138
6	42.123	39.865	16.240	30.589	2'08.817P	217,7	10:48'30.955
7	3'23.214	37.022	16.115	17.958	4'34.309P	220,0	10:53'05.264
8	40.803	35.383	17.820	18.883	1'52.889	220,9	10:54'58.153
9	1'21.134	1'12.682	17.442	18.251	3'09.509	200,0	10:58'07.662
10	<b>39.278</b>	<b>33.614</b>	<b>14.700</b>	<b>16.743</b>	<b>1'44.335</b>	<b>245,5</b>	10:59'51.997
11	<b>39.039</b>	33.632	14.749	16.899	<b>1'44.319</b>	244,9	11:01'36.316
12	39.555	41.967	19.334			146,5	

11 P. ROCCA (1'42.355)							
Lap	Seg.1	Seg.2	Seg.3	Seg.4	Lap Time	km/h	Local Time
1							
2	1'09.237	45.345	18.499	2'36.443	4'49.524P	142,3	10:42'08.449
3	50.852	35.958	14.872	16.353	1'58.035P	242,7	10:44'06.484
4	39.465	33.004	14.225	<b>15.826</b>	1'42.520	251,2	10:45'49.004
5	<b>38.471</b>	<b>31.885</b>	<b>14.144</b>	<b>17.855</b>	<b>1'42.355</b>	<b>252,9</b>	10:47'31.359
6	38.547	39.001	19.932			171,7	

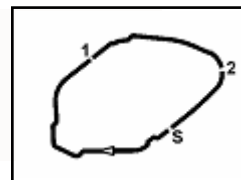
12 G. COVINI (1'41.504)							
Lap	Seg.1	Seg.2	Seg.3	Seg.4	Lap Time	km/h	Local Time
1		41.466	20.201	29.760		170,3	
2	2'48.787	39.055	14.779	16.661	3'59.282P	243,2	10:43'39.773
3	39.333	33.485	14.523	16.397	1'43.738	241,6	10:45'23.511
4	<b>38.677</b>	<b>32.298</b>	<b>14.295</b>	16.234	<b>1'41.504</b>	<b>249,4</b>	10:47'05.015
5	41.132	40.675	14.348	<b>16.030</b>	1'52.185	247,7	10:48'57.200
6	38.990	1'05.087	33.632	34.766	2'52.475P	180,6	10:51'49.675
7	3'51.939	1'12.657	35.306	17.160	5'57.062P	164,6	10:57'46.737
8	38.709	33.880	14.469	16.283	1'43.341	248,3	10:59'30.078
9	39.385	32.424	14.315	16.111	1'42.235	247,1	11:01'12.313
10	42.139	32.391	14.323	16.183	1'45.036	246,6	11:02'57.349

17 N. TAYLOR (1'40.170)							
Lap	Seg.1	Seg.2	Seg.3	Seg.4	Lap Time	km/h	Local Time
1							
2	1'06.280	50.270	19.242	22.779	2'38.571P	163,9	10:40'14.439
3	49.644	43.519	18.771	1'59.633	3'51.567P	199,6	10:44'06.006
4	49.064	33.229	14.287	16.519	1'53.099P	248,3	10:45'59.105
5	39.185	32.550	14.210	16.057	1'42.002	249,4	10:47'41.107
6	38.809	32.031	14.165	<b>15.769</b>	1'40.774	249,4	10:49'21.881
7	1'01.210	55.014	14.538	16.187	2'26.949	244,9	10:51'48.830
8	38.653	32.335	14.119	15.817	1'40.924	250,0	10:53'29.754
9	38.394	<b>31.953</b>	<b>14.020</b>	23.937	1'48.304	250,6	10:55'18.058
10	1'21.241	1'02.548	14.766	16.075	2'54.630	236,3	10:58'12.688
11	<b>38.219</b>	32.037	14.072	15.842	<b>1'40.170</b>	<b>251,2</b>	10:59'52.858
12	49.027	45.366	17.650			191,2	

08/06/2024

P = Pits In/Out - C = Lap Time Cancelled





# ACI Racing Weekend Pergusa, 8-9 Giugno 2024

## TCR Italy - Analysis Free Practice 3

Pergusa 4.950 m

2 / 3

### 27 R. VOLT (1'40.404)

Lap	Seg.1	Seg.2	Seg.3	Seg.4	Lap Time	km/h	Local Time
1							
2	1'11.505	45.034	18.785	2'29.867	4'45.191P	151,9	10:42'01.275
3	50.301	36.419	17.246	18.969	2'02.935P	190,5	10:44'04.210
4	39.034	33.199	14.424	16.185	1'42.842	248,3	10:45'47.052
5	38.731	32.682	14.305	16.189	1'41.907	249,4	10:47'28.959
6	38.521	32.228	14.171	1'57.688	3'22.608P	251,7	10:50'51.567
7	57.908	34.877	14.562	16.410	2'03.757P	233,8	10:52'55.324
8	39.136	35.761	14.765	16.472	1'46.134	240,5	10:54'41.458
9	1'02.248	1'11.840	34.413	17.340	3'05.841	176,8	10:57'47.299
10	38.585	32.938	14.242	16.105	1'41.870	250,0	10:59'29.169
11	38.602	31.978	14.237	15.824	1'40.641	248,8	11:01'09.810
12	38.384	31.969	14.203	15.848	1'40.404	250,0	11:02'50.214

2	1'01.976	45.839	18.593	2'12.648	4'19.056P	141,0	10:41'45.901
3	54.313	42.041	17.029	17.023	2'10.406P	214,7	10:43'56.307
4	38.531	41.242	20.583			160,2	

### 67 M. PELLEGRINI (1'44.076)

Lap	Seg.1	Seg.2	Seg.3	Seg.4	Lap Time	km/h	Local Time
1							
2		41.505	18.904	19.960		179,4	
1	43.095	40.291	15.397	30.683	2'09.466P	226,9	10:41'41.216
3	2'26.206	39.437	16.106	16.666	3'38.415P	235,8	10:45'19.631
4	38.965	32.900	14.154	18.062	1'44.081		10:47'03.712
5	38.972	33.765	14.303	17.036	1'44.076	251,2	10:48'47.788

### 69 T. FOSSATI (1'41.592)

Lap	Seg.1	Seg.2	Seg.3	Seg.4	Lap Time	km/h	Local Time
1							
1		41.554	19.025	30.989		163,1	
2	2'38.117	41.303	15.723	20.372	3'55.515P	188,2	10:43'39.189
3	39.268	33.944	14.538	18.871	1'46.621	246,6	10:45'25.810
4	39.589	33.351	14.476	16.297	1'43.713	246,6	10:47'09.523
5	38.777	33.376	14.522	16.329	1'43.004	244,3	10:48'52.527
6	38.633	50.811	37.101	21.214	2'27.759	75,1	10:51'20.286
7	38.632	33.313	14.470	16.105	1'42.520	244,3	10:53'02.806
8	42.266	39.225	20.224	29.154	2'10.869P	173,1	10:55'13.675
9	2'21.965	35.420	14.868	16.369	3'28.622P	241,6	10:58'42.297
10	38.935	32.890	14.405	16.101	1'42.331	244,9	11:00'24.628
11	38.545	32.629	14.360	16.058	1'41.592	245,5	11:02'06.220

### 72 S. PELATTI (1'45.021)

Lap	Seg.1	Seg.2	Seg.3	Seg.4	Lap Time	km/h	Local Time
1							
2	1'06.476	50.989	18.928	22.990	2'39.383P	161,7	10:40'13.513
3	48.903	44.480	18.105	21.165	2'12.653	163,9	10:42'26.166
4	45.845	38.902	20.240	2'09.650	3'54.637P	136,5	10:46'20.803
5	1'00.401	39.976	14.748	17.577	2'12.702P	246,6	10:48'33.505
6	41.045	42.911	40.236	26.324	2'30.516	80,7	10:51'04.021
7	41.323	33.530	14.550	16.877	1'46.280	244,9	10:52'50.301
8	39.625	33.645	14.632	16.837	1'44.739C	245,5	10:54'35.040
9	48.425	1'18.365	41.153	21.747	3'09.690	57,3	10:57'44.730
10	39.743	36.209	14.692	17.064	1'47.708	246,6	10:59'32.438
11	39.929	33.763	14.549	16.780	1'45.021	247,7	11:01'17.459
12	43.213	43.022	23.626			91,8	

### 76 A. LEY (1'40.675)

Lap	Seg.1	Seg.2	Seg.3	Seg.4	Lap Time	km/h	Local Time
1							
1		40.828	15.840	29.336		234,8	
2	2'06.960	37.368	15.374	16.659	3'16.361P	238,4	10:42'40.627
3	38.254	32.179	14.608	15.634	1'40.675	245,5	10:44'21.302
4	39.005	32.648	14.494	29.476	1'55.623P	247,1	10:46'16.925
5	5'31.695	34.376	14.815	16.305	6'37.191P	242,2	10:52'54.116
6	39.176	36.359	14.770	16.417	1'46.722	234,3	10:54'40.838
7	1'01.723	1'12.182	34.279	17.415	3'05.599	175,3	10:57'46.437
8	38.226	32.821	14.435	16.105	1'41.587	247,7	10:59'28.024
9	39.513	36.560	14.799	16.242	1'47.114	244,3	11:01'15.138
10	38.756	31.220	14.192			245,5	

### 81 D. REDUZZI (1'41.978)

Lap	Seg.1	Seg.2	Seg.3	Seg.4	Lap Time	km/h	Local Time
1							
1		42.467	19.688	28.463		180,3	
2	2'55.724	41.666	18.162	17.337	4'12.889P	199,6	10:43'51.101
3	39.586	33.055	14.524	16.138	1'43.303	245,5	10:45'34.404
4	38.932	32.649	14.494	15.908	1'41.983	245,5	10:47'16.387
5	40.520	35.199	14.334	16.279	1'46.332	247,7	10:49'02.719
6	39.705	1'01.760	32.852	36.494	2'50.811P	166,7	10:51'53.530

### 38 F. BARBERI (1'40.946)

Lap	Seg.1	Seg.2	Seg.3	Seg.4	Lap Time	km/h	Local Time
1							
2	1'10.636	44.637	23.775	21.673	2'40.721P	120,9	10:39'46.064
3	40.352	34.835	14.314	17.042	1'46.543	247,1	10:41'32.607
4	39.755	35.411	14.324	16.605	1'46.095	241,1	10:43'18.702
5	39.275	32.699	13.958	16.239	1'42.171	254,7	10:45'00.873
6	39.392	33.190	14.016	16.583	1'43.181	241,6	10:46'44.054
7	38.938	32.508	13.954	16.303	1'41.703	252,9	10:48'25.757
8	40.623	50.284	40.164	42.007	2'53.078P	79,1	10:51'18.835
9	2'41.755	45.237	31.689	32.944	4'31.625P	79,0	10:55'50.460
10	1'21.201	45.455	16.562	17.481	2'40.699	211,8	10:58'31.159
11	38.973	32.548	13.955	16.307	1'41.783	253,5	11:00'12.942
12	38.911	31.997	13.826	16.212	1'40.946	254,1	11:01'53.888
13	39.641	32.658	13.885		252,9		

### 44 M. IMBERTI (1'39.567)

Lap	Seg.1	Seg.2	Seg.3	Seg.4	Lap Time	km/h	Local Time
1							
2	1'12.378	42.995	21.655	2'11.056	4'28.084P	124,0	10:41'36.844
3	1'01.061	46.720	16.268	17.837	2'21.886P	226,9	10:43'58.730
4	38.479	32.522	14.439	16.029	1'41.469	244,9	10:45'40.199
5	38.580	31.812	14.275	15.973	1'40.640	246,0	10:47'20.839
6	38.449	31.496	14.186	15.879	1'40.010	247,1	10:49'00.849
7	50.507	1'11.822	15.811	1'38.335	3'56.475P	210,1	10:52'57.324
8	1'05.148	47.782	40.835	31.149	3'04.914P	78,1	10:56'02.238
9	1'20.803	37.762	16.999	17.049	2'32.613	186,5	10:58'34.851
10	38.303	31.264	14.075	15.925	1'39.567	248,8	11:00'14.418
11	38.490	31.561	14.246		211,8		

### 53 E. CAPPELLO (1'45.798)

Lap	Seg.1	Seg.2	Seg.3	Seg.4	Lap Time	km/h	Local Time
1							
2	1'00.142	51.156	19.688	2'00.288	4'11.274P	155,4	10:41'56.252
3	55.734	38.949	15.366	19.175	2'09.224P	191,5	10:44'05.476
4	40.388	34.696	14.835	17.028	1'46.947	241,6	10:45'52.423
5	59.177	50.055	19.439	19.521	2'28.192	201,1	10:48'20.615
6	40.333	33.600	29.352	1'57.882	3'41.167P	77,5	10:52'01.782
7	1'16.045	37.099	14.896	17.975	2'26.015P	231,8	10:54'27.797
8	53.531	1'15.092	40.877	24.174	3'13.674	78,1	10:57'41.471
9	39.493	34.639	14.819	17.080	1'46.031	239,5	10:59'27.502
10	46.150	33.441	14.704	16.670	1'50.965	242,2	11:01'18.467
11	40.623	33.323	14.639	17.213	1'45.798	244,3	11:03'04.265

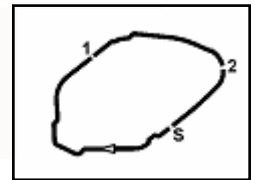
### 64 L. LOSONCZY

Lap	Seg.1	Seg.2	Seg.3	Seg.4	Lap Time	km/h	Local Time
1							

08/06/2024

P = Pits In/Out - C = Lap Time Cancelled





## ACI Racing Weekend Pergusa, 8-9 Giugno 2024

### TCR Italy - Analysis Free Practice 3

Pergusa 4.950 m

3 / 3

7	3'54.666	1'12.465	33.572	17.803	5'58.506P	126,2	10:57'52.036	2	3'02.738	40.973	17.558	16.384	4'17.653P	216,0	10:43'48.188
8	39.084	34.803	14.702	16.643	1'45.232	235,8	10:59'37.268	3	38.272	31.916	14.352	16.044	1'40.584	246,6	10:45'28.772
9	40.559	32.888	14.406	16.179	1'44.032	246,6	11:01'21.300	4	38.545	31.809	14.247	16.320	1'40.921	247,7	10:47'09.693
10	38.995	<b>32.432</b>	14.445	16.106	<b>1'41.978</b>	243,8	11:03'03.278	5	42.310	36.505	15.969	29.242	2'04.026P	180,6	10:49'13.719

#### 82 J. CIMENES (1'40.877)

Lap	Seg.1	Seg.2	Seg.3	Seg.4	Lap Time	km/h	Local Time
1							
2	1'12.907	45.021	18.145	1'55.863	4'11.936P	165,4	10:41'26.101
3	54.987	41.394	15.703	18.435	2'10.519P	191,5	10:43'36.620
4	38.962	32.685	14.170	16.006	1'41.823	250,6	10:45'18.443
5	38.403	32.269	14.793	18.938	1'44.403	230,3	10:47'02.846
6	39.029	34.189	16.651	18.208	1'48.077	160,7	10:48'50.923
7	38.399	49.909	38.121	1'30.834	3'37.263P	79,2	10:52'28.186
8	49.024	35.888	14.359	16.596	1'55.867P	249,4	10:54'24.053
9	42.147	1'14.735	39.652	27.096	3'03.630	85,2	10:57'27.683
10	39.040	32.741	14.209	<b>15.992</b>	1'41.982	250,0	10:59'09.665
11	<b>38.361</b>	<b>32.234</b>	<b>14.051</b>	16.231	<b>1'40.877</b>	<b>253,5</b>	11:00'50.542
12	38.533	32.700	14.092	18.402	1'43.727	251,7	11:02'34.269

#### 87 J. PARK (1'39.668)

Lap	Seg.1	Seg.2	Seg.3	Seg.4	Lap Time	km/h	Local Time
1		38.726	15.790	29.951		233,3	
2	2'38.490	35.357	14.796	16.954	3'45.597P	210,9	10:43'12.815
3	38.838	31.522	<b>14.228</b>	15.833	1'40.421	<b>247,7</b>	10:44'53.236
4	<b>38.431</b>	<b>31.300</b>	14.230	<b>15.707</b>	<b>1'39.668</b>	<b>247,7</b>	10:46'32.904
5	38.443	32.638	14.706	27.620	1'53.407P	245,5	10:48'26.311
6	2'54.150	48.176	25.297			107,5	

#### 90 D. BABUIN (1'43.311)

Lap	Seg.1	Seg.2	Seg.3	Seg.4	Lap Time	km/h	Local Time
1							
2	1'11.025	41.838	21.498	21.293	2'35.654P	142,3	10:39'48.075
3	40.044	35.273	15.015	17.129	1'47.461	242,7	10:41'35.536
4	39.440	34.221	14.351	17.172	1'45.184	234,8	10:43'20.720
5	38.995	<b>33.536</b>	<b>14.305</b>	<b>16.475</b>	<b>1'43.311</b>	<b>252,3</b>	10:45'04.031
6	41.446	41.065	19.483	2'11.641	3'53.635P	134,7	10:48'57.666
7	1'14.790	1'02.746	19.589	20.815	2'57.940P	163,4	10:51'55.606
8	45.623	58.204	28.434	18.463	2'30.724	160,5	10:54'26.330
9	43.797	1'12.263	39.697	26.592	3'02.349	78,4	10:57'28.679
10	39.803	34.434	14.545	17.283	1'46.065	248,8	10:59'14.744
11	39.436	34.298	14.441	16.797	1'44.972	249,4	11:00'59.716
12	<b>38.983</b>	35.679	22.874			135,8	

#### 91 L. MARTINEZ (1'44.979)

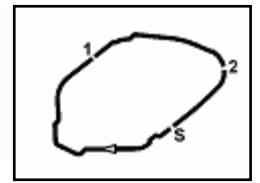
Lap	Seg.1	Seg.2	Seg.3	Seg.4	Lap Time	km/h	Local Time
1		42.805	18.437	20.519		142,1	
2	42.860	38.830	16.549	17.621	1'55.860	223,6	10:41'31.252
3	40.040	37.272	14.652	28.831	2'00.795P	241,1	10:43'32.047
4	2'03.349	34.257	14.451	19.493	3'11.550P	243,2	10:46'43.597
5	41.664	33.721	<b>14.247</b>	17.503	1'47.135	242,2	10:48'30.732
6	39.650	39.312	36.445	31.733	2'27.140	89,1	10:50'57.872
7	52.530	34.751	14.821	17.320	1'59.422	226,9	10:52'57.294
8	39.789	<b>33.713</b>	14.427	17.050	<b>1'44.979</b>	226,4	10:54'42.273
9	1'03.052	1'13.051	34.413	17.822	3'08.338	154,7	10:57'50.611
10	<b>39.203</b>	35.166	14.463	<b>16.924</b>	1'45.756	<b>245,5</b>	10:59'36.367
11	46.503	35.600	14.419	17.006	1'53.528	<b>245,5</b>	11:01'29.895
12	39.498	34.645	14.391	17.015	1'45.549	244,3	11:03'15.444

#### 97 J. PARK (1'39.734)

Lap	Seg.1	Seg.2	Seg.3	Seg.4	Lap Time	km/h	Local Time
1		39.577	16.113	29.611		214,3	

08/06/2024

P = Pits In/Out - C = Lap Time Cancelled



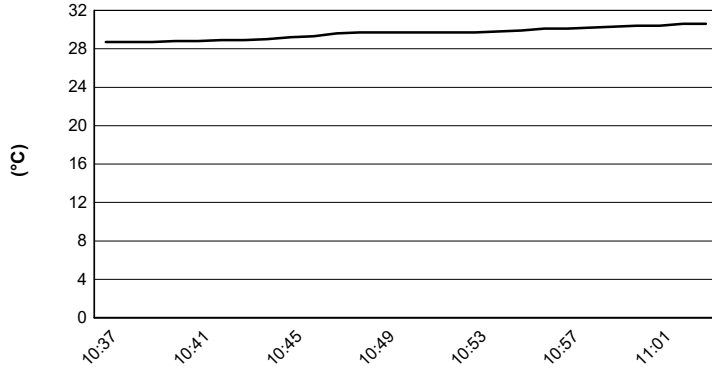
Pergusa 4.950 m

# ACI Racing Weekend Pergusa, 8-9 Giugno 2024

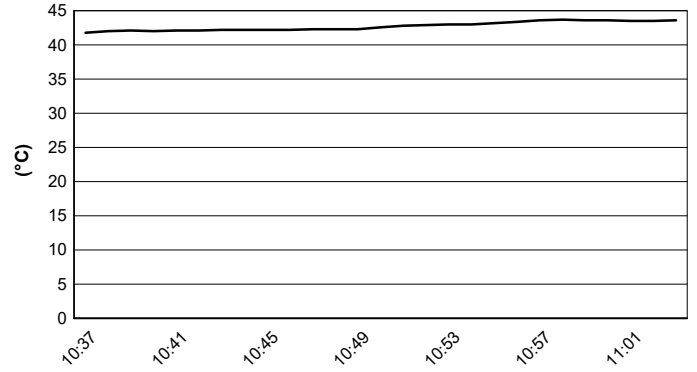
## TCR Italy - Weather Report Free Practice 3

Session started 10:37 - Session ended 11:03

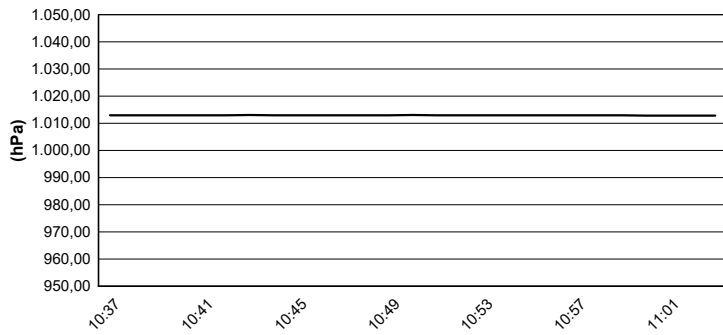
### Air Temperature



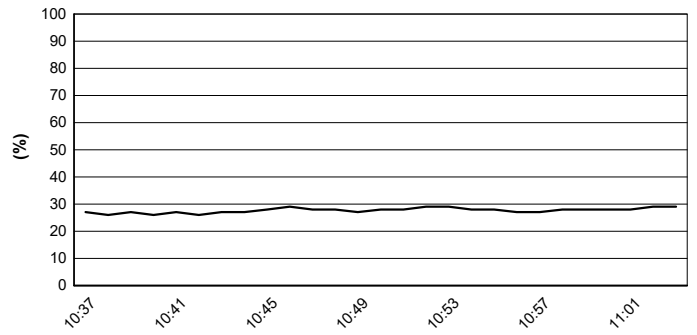
### Track Temperature



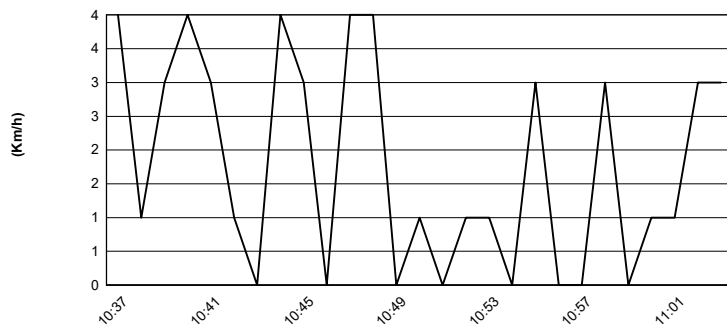
### Air Pressure



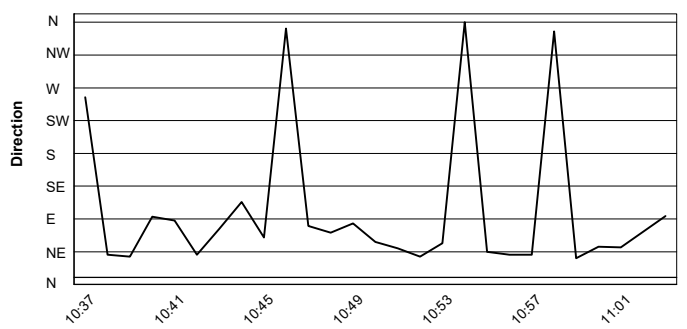
### Humidity



### Wind Speed



### Wind Direction



08/06/2024

