

ACI Racing Weekend Pergusa, 8-9 Giugno 2024

TCR Italy - Results Free Practice 4

Pergusa 4.950 m

1 / 2

No.	Driver	Nat	Entrant	Team	Car	Class	Time	Gap	Rel.	Laps
1	27 VOLT Ruben	EST	ALM Motorsport	ALM Motorsport	Honda Civic FL5	TCR	1'39.918			11
2	44 IMBERTI Michele	ITA	Kombat Motorsport	Kombat Motorsport	Hyundai Elantra N	TCR	1'40.046	0.128	0.128	8
3	4 TAVANO Salvatore	ITA	Tavano Salvatore	Girasole	Cupra Leon VZ	TCR	1'40.170	0.252	0.124	11
4	97 PARK Junesung	KOR	Solite Indigo Racing	Solite Indigo Racing	Hyundai Elantra N	TCR	1'40.315	0.397	0.145	9
5	11 ROCCA Paolo	ITA	ALM Motorsport	ALM Motorsport	Honda Civic FL5	TCR	1'40.423	0.505	0.108	11
6	87 PARK Junui	KOR	Solite Indigo Racing	Solite Indigo Racing	Hyundai Elantra N	TCR	1'40.520	0.602	0.097	6
7	8 BALDAN Nicola	ITA	Aikoa Racing	Aikoa Racing	Audi RS3 LMS	TCR	1'40.649	0.731	0.129	10
8	7 KIM Hwarang	KOR	Target	Target	Hyundai Elantra N	TCR	1'40.657	0.739	0.008	10
9	9 POLONI Matteo	ITA	Poloni Matteo	Gear Works	Audi RS3 LMS	TCR	1'40.942	1.024	0.285	9
10	38 BARBERI Filippo	ITA	Aikoa Racing	Aikoa Racing	Audi RS3 LMS	TCR	1'41.056	1.138	0.114	10
11	82 CIMENES Jacopo	ITA	MM Motorsport	MM Motorsport	Honda Civic FL5	TCR	1'41.222	1.304	0.166	11
12	69 FOSSATI Tommaso	ITA	Fossati Tommaso	FOX Racing Team	Audi RS3 LMS	TCR	1'41.995	2.077	0.773	10
13	90 BABUIN Denis	ITA	Babuin Denis	Planet Motorsport	Audi RS3 LMS	TCR	1'42.129	2.211	0.134	10
14	12 COVINI Gabriele	ITA	BRC Racing Team	BRC Racing Team	Hyundai Elantra N	TCR	1'42.231	2.313	0.102	7
15	3 GURRIERI Raffaele	ITA	Gurrieri Raffaele	Girasole	Cupra Leon VZ	TCR	1'43.090	3.172	0.859	9
16	17 TAYLOR Nicolas	CAN	Best Lap	PMA Motorsport	Audi RS3 LMS	TCR	1'43.297	3.379	0.207	9
17	64 LOSONCZY Levente	HUN	ALM Motorsport	ALM Motorsport	Honda Civic FL5	TCR	1'43.567	3.649	0.270	2
18	91 MARTINEZ Luciano	ARG	Martinez Luciano	Pinetti Motorsport	Audi RS3 LMS	TCR	1'43.572	3.654	0.005	11
19	53 CAPPELLO Edoardo	ITA	MM Motorsport	MM Motorsport	Honda Civic FK7	TCR	1'43.896	3.978	0.324	10
20	10 PAOLINO Federico	ITA	Target	Target	Hyundai Elantra N	TCR	1'44.058	4.140	0.162	11
21	76 LEY Alex	GBR	Target	Target	Hyundai Elantra N	TCR	1'44.104	4.186	0.046	4
22	72 PELATTI Sandro	ITA	Pelatti Sandro	PMA Motorsport	Audi RS3 LMS	TCR	1'45.428	5.510	1.324	9
23	81 REDUZZI Damiano	ITA	Reduzzi Damiano	Trico WRT	Hyundai Elantra N	TCR	2'40.282	1'00.364	54.854	4
24	5 BARBERINI Cosimo	ITA	Barberini Cosimo	NOS	Cupra Leon Competition	TCR				0
25	67 PELLEGRINI Marco	ITA	Pellegrini Marco	Pinetti Motorsport	Audi RS3 LMS	TCR				0

Humidity:	26%	AIR	32°C
Condition:	DRY	Track	51°C

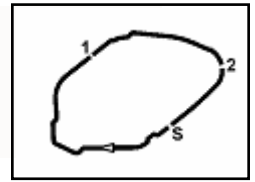
Clerk of the Course : Graziano Basile

Race Director : Gianluca Marotta

08/06/2024	Start 13:11	End 13:37
------------	----------------	--------------



Powered by FICr PERUGIA TIMING



ACI Racing Weekend Pergusa, 8-9 Giugno 2024

TCR Italy - Results Free Practice 4

Pergusa 4.950 m
2 / 2

Penalty and Infringement

13.19	81	D. REDUZZI	Time Deleted (1'44.356) - Moved tyre barrier - Turn 12
13.22	87	J. PARK	Time Deleted (1'39.652) - Moved tyre barrier - Turn 8

Fastest Laps Sequence

No.	Entrant	Nat	Team	Car	Local Time	Time	Gap	Avg
10	F. PAOLINO	ITA	Target	Hyundai Elantra N	13:14'57.704	1'48.136		164,792
7	H. KIM	KOR	Target	Hyundai Elantra N	13:15'00.131	1'42.552	-5.584	173,766
27	R. VOLT	EST	ALM Motorsport	Honda Civic FL5	13:15'27.274	1'41.121	-1.431	176,225
27	R. VOLT	EST	ALM Motorsport	Honda Civic FL5	13:17'07.192	1'39.918	-1.203	178,346

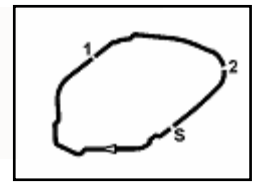
Clerk of the Course : Graziano Basile

Race Director : Gianluca Marotta

08/06/2024 Start 13:11 End 13:37



Powered by FICr PERUGIA TIMING



Pergusa 4.950 m

ACI Racing Weekend Pergusa, 8-9 Giugno 2024

TCR Italy - Sectors and Speed Free Practice 4

BEST LAP

1	27 VOLT Ruben	Honda Civic FL5	1'39.918
2	44 IMBERTI Michele	Hvundai Elantra N	1'40.046
3	4 TAVANO Salvatore	Cupra Leon VZ	1'40.170
4	97 PARK Junesung	Hvundai Elantra N	1'40.315
5	11 ROCCA Paolo	Honda Civic FL5	1'40.423
6	87 PARK Junui	Hvundai Elantra N	1'40.520
7	8 BALDAN Nicola	Audi RS3 LMS	1'40.649
8	7 KIM Hwarang	Hvundai Elantra N	1'40.657
9	9 POLONI Matteo	Audi RS3 LMS	1'40.942
10	38 BARBERI Filippo	Audi RS3 LMS	1'41.056
11	82 CIMENES Jacopo	Honda Civic FL5	1'41.222
12	69 FOSSATI Tommaso	Audi RS3 LMS	1'41.995
13	90 BABUIN Denis	Audi RS3 LMS	1'42.129
14	12 COVINI Gabriele	Hvundai Elantra N	1'42.231
15	3 GURRIERI Raffaele	Cupra Leon VZ	1'43.090
16	17 TAYLOR Nicolas	Audi RS3 LMS	1'43.297
17	64 LOSONCZY Levente	Honda Civic FL5	1'43.567
18	91 MARTINEZ Luciano	Audi RS3 LMS	1'43.572
19	53 CAPPELLO Edoardo	Honda Civic FK7	1'43.896
20	10 PAOLINO Federico	Hvundai Elantra N	1'44.058
21	76 LEY Alex	Hvundai Elantra N	1'44.104
22	72 PELATTI Sandro	Audi RS3 LMS	1'45.428
23	81 REDUZZI Damiano	Hvundai Elantra N	2'40.282
24	5 BARBERINI Cosimo	Cupra Leon Competition	
25	67 PELLEGRINI Marco	Audi RS3 LMS	

SPEED

1	38 BARBERI Filippo	Audi RS3 LMS	252,9
2	90 BABUIN Denis	Audi RS3 LMS	252,3
3	8 BALDAN Nicola	Audi RS3 LMS	252,3
4	82 CIMENES Jacopo	Honda Civic FL5	250,6
5	9 POLONI Matteo	Audi RS3 LMS	250,0
6	4 TAVANO Salvatore	Cupra Leon VZ	250,0
7	11 ROCCA Paolo	Honda Civic FL5	250,0
8	27 VOLT Ruben	Honda Civic FL5	249,4
9	3 GURRIERI Raffaele	Cupra Leon VZ	247,7
10	17 TAYLOR Nicolas	Audi RS3 LMS	247,7
11	87 PARK Junui	Hyundai Elantra N	247,7
12	7 KIM Hwarang	Hyundai Elantra N	247,1
13	97 PARK Junesung	Hyundai Elantra N	246,6
14	91 MARTINEZ Luciano	Audi RS3 LMS	246,0
15	44 IMBERTI Michele	Hyundai Elantra N	246,0
16	69 FOSSATI Tommaso	Audi RS3 LMS	245,5
17	64 LOSONCZY Levente	Honda Civic FL5	244,3
18	10 PAOLINO Federico	Hyundai Elantra N	243,8
19	12 COVINI Gabriele	Hyundai Elantra N	243,8
20	72 PELATTI Sandro	Audi RS3 LMS	242,7
21	81 REDUZZI Damiano	Hyundai Elantra N	239,5
22	53 CAPPELLO Edoardo	Honda Civic FK7	239,5
23	76 LEY Alex	Hyundai Elantra N	192,2

SEG. 1

1	11 ROCCA Paolo	38.017
2	97 PARK Junesung	38.210
3	87 PARK Junui	38.227
4	27 VOLT Ruben	38.269
5	44 IMBERTI Michele	38.291
6	7 KIM Hwarang	38.295
7	4 TAVANO Salvatore	38.301
8	17 TAYLOR Nicolas	38.462
9	8 BALDAN Nicola	38.483
10	82 CIMENES Jacopo	38.483
11	12 COVINI Gabriele	38.514
12	9 POLONI Matteo	38.580
13	69 FOSSATI Tommaso	38.623
14	90 BABUIN Denis	38.741
15	38 BARBERI Filippo	38.789
16	64 LOSONCZY Levente	38.948
17	81 REDUZZI Damiano	38.961
18	76 LEY Alex	39.021
19	3 GURRIERI Raffaele	39.031
20	10 PAOLINO Federico	39.103
21	91 MARTINEZ Luciano	39.193
22	53 CAPPELLO Edoardo	39.347
23	72 PELATTI Sandro	39.372

SEG. 2

1	87 PARK Junui	31.269
2	4 TAVANO Salvatore	31.411
3	97 PARK Junesung	31.592
4	44 IMBERTI Michele	31.622
5	9 POLONI Matteo	31.780
6	27 VOLT Ruben	31.813
7	8 BALDAN Nicola	31.826
8	7 KIM Hwarang	31.842
9	12 COVINI Gabriele	32.037
10	11 ROCCA Paolo	32.076
11	76 LEY Alex	32.107
12	82 CIMENES Jacopo	32.208
13	38 BARBERI Filippo	32.250
14	17 TAYLOR Nicolas	32.317
15	69 FOSSATI Tommaso	32.591
16	90 BABUIN Denis	32.594
17	81 REDUZZI Damiano	32.669
18	3 GURRIERI Raffaele	32.959
19	53 CAPPELLO Edoardo	33.059
20	91 MARTINEZ Luciano	33.115
21	10 PAOLINO Federico	33.453
22	64 LOSONCZY Levente	33.789
23	72 PELATTI Sandro	34.270

SEG. 3

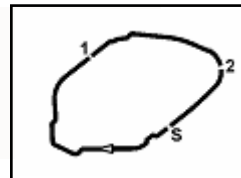
1	38 BARBERI Filippo	13.913
2	9 POLONI Matteo	14.080
3	8 BALDAN Nicola	14.089
4	82 CIMENES Jacopo	14.177
5	27 VOLT Ruben	14.193
6	4 TAVANO Salvatore	14.243
7	44 IMBERTI Michele	14.279
8	7 KIM Hwarang	14.299
9	12 COVINI Gabriele	14.314
10	17 TAYLOR Nicolas	14.332
11	90 BABUIN Denis	14.340
12	87 PARK Junui	14.344
13	11 ROCCA Paolo	14.354
14	97 PARK Junesung	14.364
15	69 FOSSATI Tommaso	14.426
16	91 MARTINEZ Luciano	14.454
17	3 GURRIERI Raffaele	14.466
18	76 LEY Alex	14.484
19	72 PELATTI Sandro	14.663
20	64 LOSONCZY Levente	14.725
21	81 REDUZZI Damiano	14.732
22	10 PAOLINO Federico	14.799
23	53 CAPPELLO Edoardo	14.849

SEG. 4

1	27 VOLT Ruben	15.643
2	11 ROCCA Paolo	15.775
3	44 IMBERTI Michele	15.854
4	7 KIM Hwarang	15.896
5	87 PARK Junui	15.920
6	97 PARK Junesung	15.949
7	8 BALDAN Nicola	16.030
8	4 TAVANO Salvatore	16.069
9	17 TAYLOR Nicolas	16.102
10	38 BARBERI Filippo	16.104
11	64 LOSONCZY Levente	16.105
12	9 POLONI Matteo	16.132
13	69 FOSSATI Tommaso	16.174
14	12 COVINI Gabriele	16.269
15	82 CIMENES Jacopo	16.324
16	90 BABUIN Denis	16.454
17	53 CAPPELLO Edoardo	16.509
18	3 GURRIERI Raffaele	16.582
19	91 MARTINEZ Luciano	16.605
20	10 PAOLINO Federico	16.668
21	81 REDUZZI Damiano	16.679
22	72 PELATTI Sandro	16.719
23	76 LEY Alex	16.732

08/06/2024





ACI Racing Weekend Pergusa, 8-9 Giugno 2024

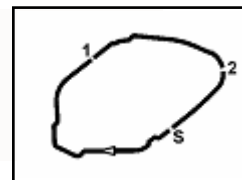
TCR Italy - Ideal Times Free Practice 4

Pergusa 4.950 m

No. Driver	Car	Seg. 1	Seg. 2	Seg. 3	Seg. 4	Ideal Time		
		Diff. 1	Diff. 2	Diff. 3	Diff. 4	Best Lap	Pos.	Diff.
1 87 PARK J. (KOR)	Hyundai Elantra N	38.227 +0.352	31.269 +0.325	14.344 +0.083	15.920	1'39.760 1'40.520	6	0.760
2 27 VOLT R. (EST)	Honda Civic FL5	38.269	31.813	14.193	15.643	1'39.918 1'39.918	1	
3 4 TAVANO S. (ITA)	Cupra Leon VZ	38.301 +0.113	31.411	14.243	16.069 +0.033	1'40.024 1'40.170	3	0.146
4 44 IMBERTI M. (ITA)	Hyundai Elantra N	38.291	31.622	14.279	15.854	1'40.046 1'40.046	2	
5 97 PARK J. (KOR)	Hyundai Elantra N	38.210 +0.200	31.592	14.364	15.949	1'40.115 1'40.315	4	0.200
6 11 ROCCA P. (ITA)	Honda Civic FL5	38.017 +0.185	32.076	14.354 +0.016	15.775	1'40.222 1'40.423	5	0.201
7 7 KIM H. (KOR)	Hyundai Elantra N	38.295 +0.128	31.842 +0.161	14.299 +0.036	15.896	1'40.332 1'40.657	8	0.325
8 8 BALDAN N. (ITA)	Audi RS3 LMS	38.483 +0.221	31.826	14.089	16.030	1'40.428 1'40.649	7	0.221
9 9 POLONI M. (ITA)	Audi RS3 LMS	38.580 +0.062	31.780	14.080	16.132 +0.308	1'40.572 1'40.942	9	0.370
10 38 BARBERI F. (ITA)	Audi RS3 LMS	38.789	32.250	13.913	16.104	1'41.056 1'41.056	10	
11 12 COVINI G. (ITA)	Hyundai Elantra N	38.514 +0.727	32.037 +0.199	14.314 +0.171	16.269	1'41.134 1'42.231	14	1.097
12 82 CIMENES J. (ITA)	Honda Civic FL5	38.483	32.208	14.177	16.324 +0.030	1'41.192 1'41.222	11	0.030
13 17 TAYLOR N. (CAN)	Audi RS3 LMS	38.462 +0.795	32.317 +0.962	14.332 +0.089	16.102 +0.238	1'41.213 1'41.297	16	2.084
14 69 FOSSATI T. (ITA)	Audi RS3 LMS	38.623	32.591	14.426 +0.079	16.174 +0.102	1'41.814 1'41.995	12	0.181
15 90 BABUIN D. (ITA)	Audi RS3 LMS	38.741	32.594	14.340	16.454	1'42.129 1'42.129	13	
16 76 LEY A. (GBR)	Hyundai Elantra N	39.021 +0.328	32.107 +0.158	14.484	16.732 +1.274	1'42.344 1'44.104	21	1.760
17 3 GURRIERI R. (ITA)	Cupra Leon VZ	39.031 +0.052	32.959	14.466	16.582	1'43.038 1'43.090	15	0.052
18 81 REDUZZI D. (ITA)	Hyundai Elantra N	38.961 +14.171	32.669 +27.331	14.732 +15.387	16.679 +0.352	1'43.041 2'40.282	23	57.241
19 91 MARTINEZ L. (ARG)	Audi RS3 LMS	39.193 +0.119	33.115	14.454 +0.086	16.605	1'43.367 1'43.572	18	0.205
20 64 LOSONCZY L. (HUN)	Honda Civic FL5	38.948	33.789	14.725	16.105	1'43.567 1'43.567	17	
21 53 CAPPELLO E. (ITA)	Honda Civic FK7	39.347	33.059	14.849 +0.132	16.509	1'43.764 1'43.896	19	0.132
22 10 PAOLINO F. (ITA)	Hyundai Elantra N	39.103 +0.035	33.453	14.799	16.668	1'44.023 1'44.058	20	0.035
23 72 PELATTI S. (ITA)	Audi RS3 LMS	39.372 +0.047	34.270 +0.351	14.663 +0.006	16.719	1'45.024 1'45.428	22	0.404
5 BARBERINI C. (ITA)	Cupra Leon Competition							
67 PELLEGRINI M. (ITA)	Audi RS3 LMS							
Overall Ideal Time		38.017	31.269	13.913	15.643	1'38.842		

08/06/2024





ACI Racing Weekend Pergusa, 8-9 Giugno 2024

TCR Italy - Analysis Free Practice 4

Pergusa 4.950 m

1 / 3

3 R. GURRIERI (1'43.090)

Lap	Seg.1	Seg.2	Seg.3	Seg.4	Lap Time	km/h	Local Time
1							
2	58.870	50.733	25.800	3'12.629	5'28.032P	129,5	13:17'06.915
3	51.104	38.275	31.906	31.153	2'32.438P	77,4	13:19'39.353
4	1'03.843	37.897	15.551	17.421	2'14.712	216,0	13:21'54.065
5	39.663	1'01.654	40.960	2'04.351	4'26.628P	77,9	13:26'20.693
6	54.581	39.600	15.421	17.115	2'06.717P		13:28'27.410
7	39.121	45.356	24.954	32.159	2'21.590	82,9	13:30'49.000
8	1'22.461	47.250	14.915	16.593	2'41.219	242,7	13:33'30.219
9	39.031	33.177	14.490	16.668	1'43.366	247,1	13:35'13.585
10	39.083	32.959	14.466	16.582	1'43.090	247,7	13:36'56.675

4 S. TAVANO (1'40.170)

Lap	Seg.1	Seg.2	Seg.3	Seg.4	Lap Time	km/h	Local Time
1							
2	56.745	46.210	25.431	25.105	2'33.491P	112,5	13:14'16.024
3	42.321	39.584	15.462	18.667	1'56.034	202,6	13:16'12.058
4	40.791	44.143	17.811	17.148	1'59.893	196,4	13:18'11.951
5	53.194	56.543	37.506	17.287	2'44.530	170,6	13:20'56.481
6	38.627	32.179	14.378	16.156	1'41.340	248,3	13:22'37.821
7	1'15.736	1'15.322	16.251	16.940	3'04.249		13:25'42.070
8	38.638	31.943	14.347	16.240	1'41.168		13:27'23.238
9	38.468	31.494	14.259	16.069	1'40.290	248,3	13:29'03.528
10	38.301	32.329	33.930	1'49.871	3'34.431P	89,0	13:32'37.959
11	52.200	42.949	17.704	16.868	2'09.721P	209,7	13:34'47.680
12	38.414	31.411	14.243	16.102	1'40.170	250,0	13:36'27.850

7 H. KIM (1'40.657)

Lap	Seg.1	Seg.2	Seg.3	Seg.4	Lap Time	km/h	Local Time
1							
2	37.875	15.174	17.736			212,6	
3	38.730	33.053	14.522	16.247	1'42.552	245,5	13:15'00.131
4	38.899	32.298	14.388	16.237	1'41.822	246,6	13:16'41.953
5	38.625	36.720	14.815	16.390	1'46.550	244,3	13:18'28.503
6	1'01.041	1'01.624	15.611	30.452	2'48.728P	222,7	13:21'17.231
7	4'40.177	38.158	15.237	16.671	5'50.243P		13:27'07.474
8	38.478	32.906	14.660	15.956	1'42.000		13:28'49.474
9	38.295	32.283	28.369	31.896	2'10.843	76,3	13:31'00.317
10	1'16.003	40.976	15.032	16.561	2'28.572	237,9	13:33'28.889
11	38.608	31.842	14.299	16.049	1'40.798	247,1	13:35'09.687
12	38.423	32.003	14.335	15.896	1'40.657	247,1	13:36'50.344

8 N. BALDAN (1'40.649)

Lap	Seg.1	Seg.2	Seg.3	Seg.4	Lap Time	km/h	Local Time
1							
2	57.515	26.238	27.795			116,6	
3	50.118	42.721	17.003	20.150	2'09.992	179,1	13:16'28.104
4	44.889	48.199	18.992	32.558	2'24.638	128,0	13:18'52.742
5	1'21.067	43.964	16.330	17.792	2'39.153	213,9	13:21'31.895
6	38.740	32.773	27.990	32.643	2'12.146	79,0	13:23'44.041
7	1'19.101	39.987	15.457	17.598	2'32.143		13:26'16.184
8	38.483	42.503	16.913	17.533	1'55.432		13:28'11.616
9	38.890	32.141	14.093	16.053	1'41.177	251,2	13:29'52.793
10	1'01.740	1'14.398	26.938	22.417	3'05.493	97,9	13:32'58.289
11	38.918	32.493	14.212	16.320	1'41.943	248,3	13:34'40.229
12	38.704	31.826	14.089	16.030	1'40.649	252,3	13:36'20.878

9 M. POLONI (1'40.942)

Lap	Seg.1	Seg.2	Seg.3	Seg.4	Lap Time	km/h	Local Time
1							
2	44.987	15.831	18.782			197,4	
3	39.267	34.928	14.547	16.553	1'45.295	246,0	13:15'01.575
4	38.754	33.363	14.656	16.319	1'43.092	246,0	13:16'44.667
5	38.580	34.797	14.969	16.993	1'45.339	215,6	13:18'30.006

5	1'01.636	1'05.729	16.041	16.457	2'39.863	244,3	13:21'09.869
6	38.642	31.780	14.080	16.440	1'40.942	250,0	13:22'50.811
7	1'13.338	1'12.229	17.391	32.125	3'15.083P		13:26'05.894
8	5'00.694	1'17.852	21.757	17.424	6'57.727P	133,7	13:33'03.621
9	38.743	32.316	14.255	16.132	1'41.446	249,4	13:34'45.067
10	39.010	32.496	14.321	1'10.847	2'36.674P	247,7	13:37'21.741

10 F. PAOLINO (1'44.058)

Lap	Seg.1	Seg.2	Seg.3	Seg.4	Lap Time	km/h	Local Time
1							
2	38.487	15.973	20.981			172,0	
3	40.765	35.046	15.080	17.245	1'48.136	241,6	13:14'57.704
4	40.007	35.880	15.566	17.259	1'48.712	238,9	13:16'46.416
5	39.800	34.947	14.974	17.101	1'46.822	243,2	13:18'33.238
6	1'12.004	59.221	15.328	17.396	2'43.949	237,4	13:21'17.187
7	39.435	33.845	14.880	31.250	1'59.410	238,4	13:23'16.597
8	1'22.021	47.971	15.225	17.722	2'42.939		13:25'59.536
9	39.103	34.080	14.940	16.976	1'45.099		13:27'44.635
10	39.303	33.831	14.817	16.881	1'44.832	243,8	13:29'29.467
11	1'17.007	1'15.209	29.934	17.982	3'20.132	202,6	13:32'49.599
12	39.554	34.742	14.883	16.991	1'46.170	243,2	13:34'35.769
13	39.138	33.453	14.799	16.668	1'44.058	242,7	13:36'19.827

11 P. ROCCA (1'40.423)

Lap	Seg.1	Seg.2	Seg.3	Seg.4	Lap Time	km/h	Local Time
1							
2	1'09.564	43.224	16.557	18.394	2'27.739P	204,9	13:13'49.267
3	41.322	37.555	15.187	18.235	1'52.299	213,4	13:15'41.566
4	42.046	37.346	14.526	16.248	1'50.166	243,8	13:17'31.732
5	38.521	34.921	28.848	1'50.027	3'32.317P	102,2	13:21'04.049
6	47.041	33.254	14.399	17.167	1'51.861P	249,4	13:22'55.910
7	1'10.418	1'11.535	17.175	17.338	2'56.466		13:25'52.376
8	38.477	32.759	14.443	16.150	1'41.829		13:27'34.205
9	39.294	33.756	14.775	1'35.378	3'03.203P	238,4	13:30'37.408
10	1'19.580	47.069	16.070	17.757	2'40.476P	193,9	13:33'17.884
11	38.202	32.076	14.370	15.775	1'40.423	249,4	13:34'58.307
12	38.017	32.307	14.354	16.104	1'40.782	250,0	13:36'39.089

12 G. COVINI (1'42.231)

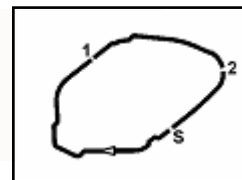
Lap	Seg.1	Seg.2	Seg.3	Seg.4	Lap Time	km/h	Local Time
1							
2	38.193	16.165	29.672			188,5	
3	2'35.054	34.519	14.759	16.431	3'40.763P	242,7	13:17'13.605
4	39.054	32.298	15.833	26.855	1'54.040	160,7	13:19'07.645
5	1'19.584	41.417	23.539	18.499	2'43.039	117,6	13:21'50.684
6	38.514	37.131	42.060	30.619	2'28.324	79,6	13:24'19.008
7	1'01.047	36.956	17.749	16.752	2'12.504		13:26'31.512
8	39.241	32.236	14.485	16.269	1'42.231		13:28'13.743
9	38.790	32.037	14.314	28.677	1'53.818CP	243,8	13:30'07.561

17 N. TAYLOR (1'43.297)

Lap	Seg.1	Seg.2	Seg.3	Seg.4	Lap Time	km/h	Local Time
1							
2	1'00.202	45.941	16.629	2'04.312	4'07.084P	218,2	13:15'41.321
3	49.498	36.402	15.335	16.513	1'57.748P	241,6	13:17'39.069
4	38.855	57.003	40.276	30.837	2'46.971	78,7	13:20'26.040
5	41.503	33.393	14.372	16.253	1'45.521	247,7	13:22'11.561
6	43.814	1'13.831	40.272	23.370	3'01.287	78,8	13:25'12.848
7	39.257	33.279	14.421	16.340	1'43.297		13:26'56.145
8	39.283	35.833	14.514	17.829	1'47.459		13:28'43.604
9	40.011	34.555	29.444	1'39.749	3'23.759P	79,0	13:32'07.363
10	51.417	33.436	14.332	16.102	1'55.287P	247,1	13:34'02.650
11	38.462	32.317	14.401			246,6	

08/06/2024

P = Pits In/Out - C = Lap Time Cancelled



Pergusa 4.950 m

2 / 3

ACI Racing Weekend Pergusa, 8-9 Giugno 2024

TCR Italy - Analysis Free Practice 4

27 R. VOLT (1'39.918)

Lap	Seg.1	Seg.2	Seg.3	Seg.4	Lap Time	km/h	Local Time
1							
2	1'11.395	41.789	16.421	17.909	2'27.514P	221,3	13:13'46.153
3	38.462	32.323	14.354	15.982	1'41.121	248,3	13:15'27.274
4	38.269	31.813	14.193	15.643	1'39.918	249,4	13:17'07.192
5	38.529	43.339	27.724	31.263	2'20.855	87,7	13:19'28.047
6	1'10.591	45.005	20.631	18.637	2'34.864	159,3	13:22'02.911
7	44.132	1'11.896	41.357	2'32.161	5'09.546P	75,8	13:27'12.457
8	54.938	35.106	14.659	17.144	2'01.847P	243,2	13:29'14.304
9	38.823	44.215	32.582	27.607	2'23.227	77,4	13:31'37.531
10	56.000	42.274	17.525	18.656	2'14.455	192,5	13:33'51.986
11	38.576	31.944	14.324	15.882	1'40.726	248,3	13:35'32.712
12	38.709	31.938	14.338	16.177	1'41.162	247,7	13:37'13.874

69 T. FOSSATI (1'41.995)

Lap	Seg.1	Seg.2	Seg.3	Seg.4	Lap Time	km/h	Local Time
1							
2	2'27.382	34.903	14.815	16.455	3'33.555P	242,7	13:17'05.101
3	38.668	32.779	14.500	28.154	1'54.101	241,1	13:18'59.202
4	1'21.563	44.837	18.142	17.311	2'41.853	155,6	13:21'41.055
5	39.286	33.358	37.295	29.400	2'19.339	72,0	13:24'00.394
6	1'10.841	37.132	16.610	17.727	2'22.310		13:26'22.704
7	38.623	32.591	14.505	16.276	1'41.995		13:28'04.699
8	47.891	37.401	15.476	30.395	2'11.163P	222,7	13:30'15.862
9	2'08.220	37.592	15.266	16.610	3'17.688P	240,0	13:33'33.550
10	39.821	33.446	14.721	16.343	1'44.331	242,7	13:35'17.881
11	38.926	32.603	14.426	16.174	1'42.129	245,5	13:37'00.010

38 F. BARBERI (1'41.056)

Lap	Seg.1	Seg.2	Seg.3	Seg.4	Lap Time	km/h	Local Time
1							
2	1'21.521	58.313	26.165	27.169	3'13.168P	119,3	13:14'19.379
3	50.336	42.032	18.424	19.669	2'10.461	175,0	13:16'29.840
4	44.579	48.223	19.021	31.968	2'23.791	169,8	13:18'53.631
5	1'21.645	43.094	16.419	17.936	2'39.094	207,7	13:21'32.725
6	38.983	32.486	29.477	31.733	2'12.679	79,1	13:23'45.404
7	1'19.372	39.260	15.209	17.701	2'31.542		13:26'16.946
8	40.408	40.461	17.033	17.423	1'55.325		13:28'12.271
9	39.250	32.309	14.001	29.773	1'55.333P	251,7	13:30'07.604
10	3'25.513	35.057	15.402	17.162	4'33.134P	166,7	13:34'40.738
11	38.789	32.250	13.913	16.104	1'41.056	252,9	13:36'21.794

72 S. PELATTI (1'45.428)

Lap	Seg.1	Seg.2	Seg.3	Seg.4	Lap Time	km/h	Local Time
1							
2	1'00.575	45.831	16.474	2'04.507	4'07.387P	194,2	13:15'40.109
3	49.979	36.861	15.968	17.398	2'00.206P	232,3	13:17'40.315
4	39.662	55.882	40.460	30.575	2'46.579	81,7	13:20'26.894
5	42.593	35.917	15.034	18.341	1'51.885	183,7	13:22'18.779
6	41.385	1'17.061	41.468	21.597	3'01.511	59,7	13:25'20.290
7	39.950	34.270	14.663	16.829	1'45.712		13:27'06.002
8	39.419	34.621	14.669	16.719	1'45.428		13:28'51.430
9	39.409	34.345	25.618	30.719	2'10.091	86,6	13:31'01.521
10	1'19.386	42.202	15.288	17.229	2'34.105	242,7	13:33'35.626
11	39.372	35.809	15.897			177,9	

44 M. IMBERTI (1'40.046)

Lap	Seg.1	Seg.2	Seg.3	Seg.4	Lap Time	km/h	Local Time
1							
2	1'21.666	58.950	28.931	25.030	3'14.577P	95,1	13:14'23.593
3	51.529	44.599	20.959	20.669	2'17.756	135,3	13:16'41.349
4	48.729	42.489	20.451	27.876	2'19.545	140,4	13:19'00.894
5	1'23.014	47.044	19.899	2'20.909	4'50.866P	136,5	13:23'51.760
6	1'16.966	37.826	16.082	17.110	2'27.984P		13:26'19.744
7	38.474	32.549	14.458	16.050	1'41.531		13:28'01.275
8	38.291	31.622	14.279	15.854	1'40.046	246,0	13:29'41.321
9	1'01.120	1'18.094	30.570	16.722	3'06.506	197,8	13:32'47.827
10	38.969	32.712	14.792			224,1	

76 A. LEY (1'44.104)

Lap	Seg.1	Seg.2	Seg.3	Seg.4	Lap Time	km/h	Local Time
1							
2	51.137	1'01.559	44.272	17.923	2'54.891		13:25'25.047
3	39.349	32.265	14.484	18.006	1'44.104		13:27'09.151
4	39.021	32.107	14.978	18.971	1'45.077		13:28'54.228
5	39.562	38.386	22.980	38.629	2'19.557P	128,6	13:31'13.785

81 D. REDUZZI (2'40.282)

Lap	Seg.1	Seg.2	Seg.3	Seg.4	Lap Time	km/h	Local Time
1							
2	2'01.360	34.703	14.732	16.679	3'07.474P	239,5	13:16'33.965
3	38.961	33.602	15.037	16.756	1'44.356C	217,3	13:18'18.321
4	53.132	1'00.000	30.119	17.031	2'40.282	159,1	13:20'58.603
5	39.094	32.669	16.740	32.221	2'00.724P	164,9	13:22'59.327

53 E. CAPPELLO (1'43.896)

Lap	Seg.1	Seg.2	Seg.3	Seg.4	Lap Time	km/h	Local Time
1							
2	56.664	48.532	25.747	22.532	2'33.475P	160,0	13:14'18.461
3	40.855	39.934	16.024	17.626	1'54.439	235,3	13:16'12.900
4	40.568	35.086	14.849	17.017	1'47.520	238,9	13:18'00.420
5	39.974	1'09.210	40.285	21.049	2'50.518	95,9	13:20'50.938
6	39.949	34.055	14.959	16.822	1'45.785	239,5	13:22'36.723
7	1'22.038	1'13.116	16.248	1'37.075	4'28.477P		13:27'05.200
8	57.044	44.861	18.854	18.851	2'19.610P	197,8	13:29'24.810
9	40.048	1'08.517	41.517	34.034	3'04.116	66,1	13:32'28.926
10	44.337	35.069	15.021	16.830	1'51.257	238,9	13:34'20.183
11	39.347	33.059	14.981	16.509	1'43.896	238,9	13:36'04.079

82 J. CIMENES (1'41.222)

Lap	Seg.1	Seg.2	Seg.3	Seg.4	Lap Time	km/h	Local Time
1							
2	1'15.856	46.947	16.660	20.227	2'39.690P	168,5	13:13'55.180
3	41.768	37.487	14.838	1'49.961	3'24.054P	227,8	13:17'19.234
4	52.102	43.719	40.800	35.104	2'51.725P	67,2	13:20'10.959
5	49.666	34.249	14.510	17.507	1'55.932	225,5	13:22'06.891
6	38.601	1'12.233	41.472	28.990	3'01.296	76,4	13:25'08.187
7	39.910	34.231	19.044	18.269	1'51.454		13:26'59.641
8	38.519	32.443	14.264	18.235	1'43.461		13:28'43.102
9	39.139	33.716	21.677	2'05.039	3'39.571P	78,5	13:32'22.673
10	49.509	33.882	14.375	17.066	1'54.832P	245,5	13:34'17.505
11	38.657	32.544	14.236	16.324	1'41.761	250,6	13:35'59.266
12	38.483	32.208	14.177	16.354	1'41.222	248,8	13:37'40.488

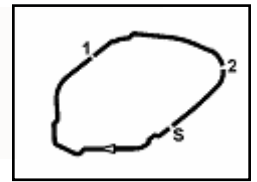
64 L. LOSONCZY (1'43.567)

Lap	Seg.1	Seg.2	Seg.3	Seg.4	Lap Time	km/h	Local Time
1							
2	1'07.084	43.026	16.949	18.176	2'25.235P	198,5	13:13'50.234
3	38.948	33.789	14.725	16.105	1'43.567	244,3	13:15'33.801
4	47.037	45.379	19.180			176,5	

87 J. PARK (1'40.520)

Lap	Seg.1	Seg.2	Seg.3	Seg.4	Lap Time	km/h	Local Time
1							

08/06/2024 P = Pits In/Out - C = Lap Time Cancelled



ACI Racing Weekend Pergusa, 8-9 Giugno 2024

TCR Italy - Analysis Free Practice 4

Pergusa 4.950 m

3 / 3

1		36.632	15.435	30.581		189,1	
2	3'18.845	36.565	17.240	17.712	4'30.362P	159,8	13:17'50.849
3	38.477	54.635	46.511	26.897	2'46.520	56,9	13:20'37.369
4	38.227	31.269	14.344	15.812	1'39.652C	247,7	13:22'17.021
5	40.882	1'18.280	40.631	20.879	3'00.672	78,1	13:25'17.693
6	38.579	31.594	14.427	15.920	1'40.520		13:26'58.213
7	51.274	1'17.412	40.823	41.867	3'31.376P	58,4	13:30'29.589

90 D. BABUIN (1'42.129)

Lap	Seg.1	Seg.2	Seg.3	Seg.4	Lap Time	km/h	Local Time
1							
2	1'15.000	56.219	27.152	27.755	3'06.126P	107,0	13:14'20.113
3	50.811	41.499	16.844	19.495	2'08.649	184,9	13:16'28.762
4	45.097	44.795	14.745	17.381	2'02.018	230,8	13:18'30.780
5	1'01.851	1'05.304	16.449	16.782	2'40.386	236,3	13:21'11.166
6	39.219	34.627	14.357	17.531	1'45.734	252,3	13:22'56.900
7	1'10.247	1'11.352	17.187	17.976	2'56.762		13:25'53.662
8	38.741	32.594	14.340	16.454	1'42.129		13:27'35.791
9	41.473	42.263	14.830	17.537	1'56.103	241,6	13:29'31.894
10	43.281	1'05.291	36.939	34.435	2'59.946	74,6	13:32'31.840
11	54.625	39.049	18.816	17.493	2'09.983	214,3	13:34'41.823
12	39.293	39.751	19.516			154,1	

91 L. MARTINEZ (1'43.572)

Lap	Seg.1	Seg.2	Seg.3	Seg.4	Lap Time	km/h	Local Time
1		37.268	15.860	18.194		192,5	
2	39.841	34.172	14.554	17.278	1'45.845	242,7	13:15'05.064
3	39.447	33.541	14.454	16.930	1'44.372	242,7	13:16'49.436
4	39.828	34.829	16.633	29.052	2'00.342P	230,8	13:18'49.778
5	2'53.606	34.533	14.777	17.532	4'00.448P	241,6	13:22'50.226
6	1'12.751	1'12.036	16.147	17.724	2'58.658		13:25'48.884
7	40.222	33.316	14.525	16.906	1'44.969		13:27'33.853
8	41.765	33.718	14.616	16.870	1'46.969	246,0	13:29'20.822
9	41.348	58.721	50.282	34.101	3'04.452	69,1	13:32'25.274
10	40.977	33.947	14.621	16.724	1'46.269	243,8	13:34'11.543
11	39.312	33.115	14.540	16.605	1'43.572	245,5	13:35'55.115
12	39.193	33.384	14.574	17.078	1'44.229	245,5	13:37'39.344

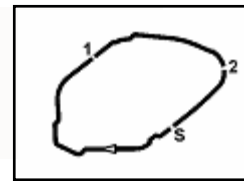
97 J. PARK (1'40.315)

Lap	Seg.1	Seg.2	Seg.3	Seg.4	Lap Time	km/h	Local Time
1		36.263	15.757	29.621		193,2	
2	2'38.790	34.274	14.594	15.950	3'43.608P	244,3	13:17'02.563
3	38.390	32.561	16.435	27.583	1'54.969	160,5	13:18'57.532
4	1'21.861	44.777	17.393	16.845	2'40.876	161,4	13:21'38.408
5	38.210	32.536	39.539	35.763	2'26.048P	78,1	13:24'04.456
6	3'02.050	34.963	22.600	18.404	4'18.017P		13:28'22.473
7	38.568	31.697	14.422	17.342	1'42.029	245,5	13:30'04.502
8	1'14.120	1'12.939	21.464	17.048	3'05.571	162,7	13:33'10.073
9	38.410	31.592	14.364	15.949	1'40.315	246,6	13:34'50.388
10	38.234	31.911	14.464	16.033	1'40.642	246,0	13:36'31.030

08/06/2024

P = Pits In/Out - C = Lap Time Cancelled





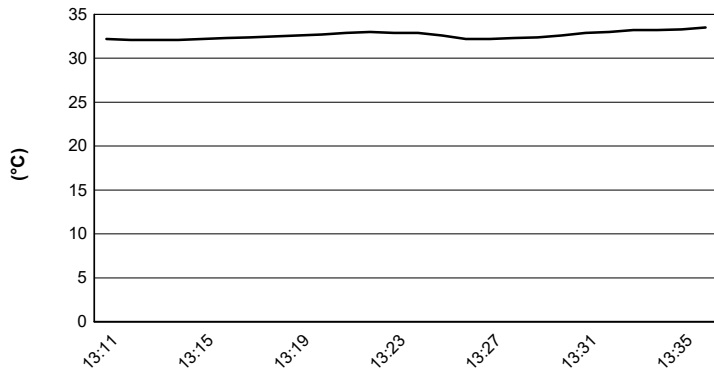
Pergusa 4.950 m

ACI Racing Weekend Pergusa, 8-9 Giugno 2024

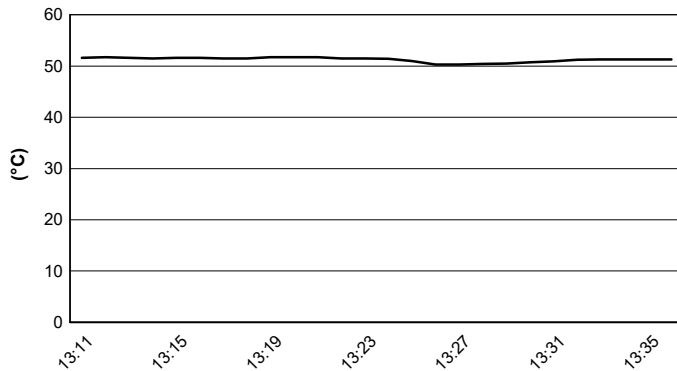
TCR Italy - Weather Report Free Practice 4

Session started 13:11 - Session ended 13:37

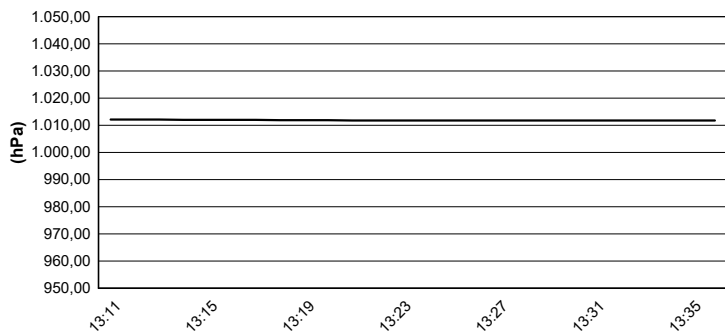
Air Temperature



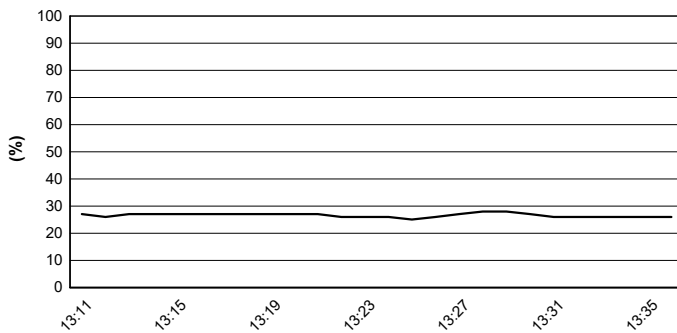
Track Temperature



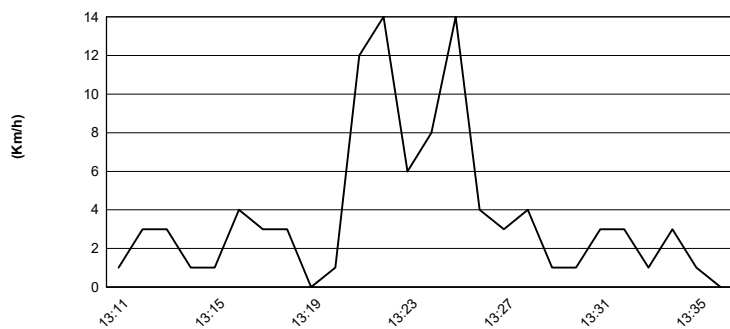
Air Pressure



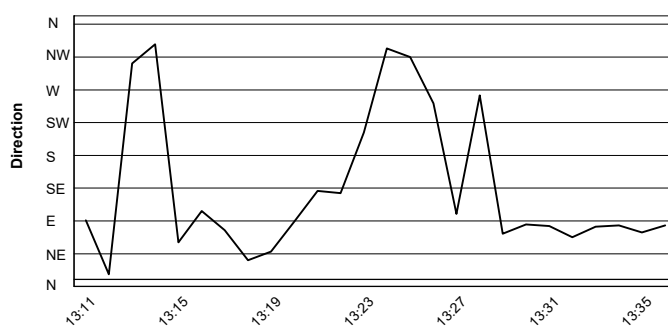
Humidity



Wind Speed

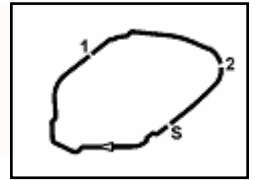


Wind Direction



08/06/2024





Pergusa 4.950 m

ACI Racing Weekend Pergusa, 8-9 Giugno 2024

TCR Italy - Combined FP

No. Driver	Nat	Team	Car		FP 1	FP 2	FP 3	FP 4	Time	Gap	Rel.	Laps
1 44 IMBERTI Michele	ITA	Kombat Motorsport	Hyundai Elantra N	TCR	1'42.368	1'40.786	1'39.567	1'40.046	1'39.567			40
2 87 PARK Junui	KOR	Solite Indigo Racing	Hyundai Elantra N	TCR	1'41.837	1'40.369	1'39.668	1'40.520	1'39.668	0.101	0.101	32
3 97 PARK Junesung	KOR	Solite Indigo Racing	Hyundai Elantra N	TCR	1'43.309	1'41.645	1'39.734	1'40.315	1'39.734	0.167	0.066	39
4 76 LEY Alex	GBR	Target	Hyundai Elantra N	TCR	1'42.384	1'39.868	1'40.675	1'44.104	1'39.868	0.301	0.134	37
5 27 VOLT Ruben	EST	ALM Motorsport	Honda Civic FL5	TCR	1'42.684	1'43.855	1'40.404	1'39.918	1'39.918	0.351	0.050	38
6 4 TAVANO Salvatore	ITA	Girasole	Cupra Leon VZ	TCR	1'42.342	1'41.824	1'41.005	1'40.170	1'40.170	0.603	0.252	39
7 17 TAYLOR Nicolas	CAN	PMA Motorsport	Audi RS3 LMS	TCR	1'45.644	1'42.395	1'40.170	1'43.297	1'40.170	0.603		38
8 8 BALDAN Nicola	ITA	Aikoa Racing	Audi RS3 LMS	TCR	1'41.721	1'40.373	1'40.827	1'40.649	1'40.373	0.806	0.203	45
9 11 ROCCA Paolo	ITA	ALM Motorsport	Honda Civic FL5	TCR	1'44.031	1'42.141	1'42.355	1'40.423	1'40.423	0.856	0.050	36
10 7 KIM Hwarang	KOR	Target	Hyundai Elantra N	TCR	1'46.190	1'42.082	1'40.786	1'40.657	1'40.657	1.090	0.234	45
11 9 POLONI Matteo	ITA	Gear Works	Audi RS3 LMS	TCR	1'46.095	1'43.453	1'40.859	1'40.942	1'40.859	1.292	0.202	35
12 82 CIMENES Jacopo	ITA	MM Motorsport	Honda Civic FL5	TCR	1'43.681	1'41.108	1'40.877	1'41.222	1'40.877	1.310	0.018	49
13 38 BARBERI Filippo	ITA	Aikoa Racing	Audi RS3 LMS	TCR	1'45.291	1'42.050	1'40.946	1'41.056	1'40.946	1.379	0.069	49
14 12 COVINI Gabriele	ITA	BRC Racing Team	Hyundai Elantra N	TCR	1'43.476	1'42.198	1'41.504	1'42.231	1'41.504	1.937	0.558	39
15 81 REDUZZI Damiano	ITA	Trico WRT	Hyundai Elantra N	TCR	1'43.497	1'41.510	1'41.978	2'40.282	1'41.510	1.943	0.006	38
16 69 FOSSATI Tommaso	ITA	FOX Racing Team	Audi RS3 LMS	TCR	1'46.692	1'44.514	1'41.592	1'41.995	1'41.592	2.025	0.082	46
17 64 LOSONCZY Levente	HUN	ALM Motorsport	Honda Civic FL5	TCR	1'44.319	1'41.923		1'43.567	1'41.923	2.356	0.331	25
18 90 BABUIN Denis	ITA	Planet Motorsport	Audi RS3 LMS	TCR	1'47.118	1'43.071	1'43.311	1'42.129	1'42.129	2.562	0.206	46
19 3 GURRIERI Raffaele	ITA	Girasole	Cupra Leon VZ	TCR	1'45.998	1'44.377	1'42.643	1'43.090	1'42.643	3.076	0.514	36
20 67 PELLEGRINI Marco	ITA	Pinetti Motorsport	Audi RS3 LMS	TCR	1'45.013	1'43.332	1'44.076		1'43.332	3.765	0.689	29
21 91 MARTINEZ Luciano	ARG	Pinetti Motorsport	Audi RS3 LMS	TCR	1'46.100	1'43.592	1'44.979	1'43.572	1'43.572	4.005	0.240	39
22 53 CAPPELLO Edoardo	ITA	MM Motorsport	Honda Civic FK7	TCR	1'48.708	1'46.972	1'45.798	1'43.896	1'43.896	4.329	0.324	44
23 10 PAOLINO Federico	ITA	Target	Hyundai Elantra N	TCR	1'55.982	1'45.646	1'44.319	1'44.058	1'44.058	4.491	0.162	44
24 72 PELATTI Sandro	ITA	PMA Motorsport	Audi RS3 LMS	TCR	1'50.129	1'45.007	1'45.021	1'45.428	1'45.007	5.440	0.949	43
25 5 BARBERINI Cosimo	ITA	NOS	Cupra Leon Competition	TCR		1'45.753	1'45.768		1'45.753	6.186	0.746	11

Clerk of the Course : Graziano Basile

Race Director : Gianluca Marotta

08/06/2024