
ACI Racing Weekend Pergusa, 8-9 Giugno 2024
TCR Italy - Classifica Qualifying

Pergusa 4.950 m

1 / 2

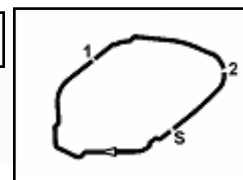
No. Driver	Nat	Entrant	Team	Car	Class	Time	Gap	Rel.	Laps
1 4 TAVANO Salvatore	ITA	Tavano Salvatore	Girasole	Cupra Leon VZ	TCR	1'38.985			12
2 17 TAYLOR Nicolas	CAN	Best Lap	PMA Motorsport	Audi RS3 LMS	TCR	1'39.342	0.357	0.357	11
3 9 POLONI Matteo	ITA	Poloni Matteo	Gear Works	Audi RS3 LMS	TCR	1'39.389	0.404	0.047	11
4 44 IMBERTI Michele	ITA	Kombat Motorsport	Kombat Motorsport	Hyundai Elantra N	TCR	1'39.413	0.428	0.024	14
5 76 LEY Alex	GBR	Target	Target	Hyundai Elantra N	TCR	1'39.510	0.525	0.097	9
6 97 PARK Junesung	KOR	Solite Indigo Racing	Solite Indigo Racing	Hyundai Elantra N	TCR	1'39.584	0.599	0.074	13
7 8 BALDAN Nicola	ITA	Aikoa Racing	Aikoa Racing	Audi RS3 LMS	TCR	1'39.676	0.691	0.092	9
8 27 VOLT Ruben	EST	ALM Motorsport	ALM Motorsport	Honda Civic FL5	TCR	1'39.770	0.785	0.094	11
9 7 KIM Hwarang	KOR	Target	Target	Hyundai Elantra N	TCR	1'39.827	0.842	0.057	14
10 87 PARK Junui	KOR	Solite Indigo Racing	Solite Indigo Racing	Hyundai Elantra N	TCR	1'39.985	1.000	0.158	13
11 11 ROCCA Paolo	ITA	ALM Motorsport	ALM Motorsport	Honda Civic FL5	TCR	1'40.027	1.042	0.042	13
12 82 CIMENES Jacopo	ITA	MM Motorsport	MM Motorsport	Honda Civic FL5	TCR	1'40.399	1.414	0.372	15
13 69 FOSSATI Tommaso	ITA	Fossati Tommaso	FOX Racing Team	Audi RS3 LMS	TCR	1'40.724	1.739	0.325	14
14 81 REDUZZI Damiano	ITA	Reduzzi Damiano	Trico WRT	Hyundai Elantra N	TCR	1'40.758	1.773	0.034	13
15 38 BARBERI Filippo	ITA	Aikoa Racing	Aikoa Racing	Audi RS3 LMS	TCR	1'41.037	2.052	0.279	12
16 12 COVINI Gabriele	ITA	BRC Racing Team	BRC Racing Team	Hyundai Elantra N	TCR	1'41.198	2.213	0.161	14
17 64 LOSONCZY Levente	HUN	ALM Motorsport	ALM Motorsport	Honda Civic FL5	TCR	1'41.432	2.447	0.234	11
18 5 BARBERINI Cosimo	ITA	Barberini Cosimo	NOS	Cupra Leon Competition	TCR	1'42.146	3.161	0.714	13
19 10 PAOLINO Federico	ITA	Target	Target	Hyundai Elantra N	TCR	1'42.205	3.220	0.059	15
20 90 BABUIN Denis	ITA	Babuin Denis	Planet Motorsport	Audi RS3 LMS	TCR	1'42.219	3.234	0.014	14
21 67 PELLEGRINI Marco	ITA	Pellegrini Marco	Pinetti Motorsport	Audi RS3 LMS	TCR	1'42.678	3.693	0.459	5
22 53 CAPPELLO Edoardo	ITA	MM Motorsport	MM Motorsport	Honda Civic FK7	TCR	1'43.058	4.073	0.380	14
23 72 PELATTI Sandro	ITA	Pelatti Sandro	PMA Motorsport	Audi RS3 LMS	TCR	1'43.491	4.506	0.433	15
24 3 GURRIERI Raffaele	ITA	Gurrieri Raffaele	Girasole	Cupra Leon VZ	TCR	1'45.549	6.564	2.058	3
25 91 MARTINEZ Luciano	ARG	Martinez Luciano	Pinetti Motorsport	Audi RS3 LMS	TCR				16

Humidity:	30%	AIR	32°C
Condition:	DRY	Track	46°C

Stewards : Ronny Guarini Graziella Arberi Rino Mastronardi

Start 08/06/2024 17:10 End 17:53




ACI Racing Weekend Pergusa, 8-9 Giugno 2024
TCR Italy - Classifica Qualifying
Penalty and Infringement

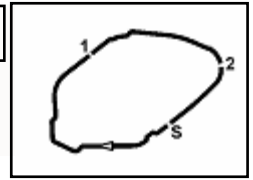
17.32	17	N. TAYLOR	Time Deleted (1'58.864) - Moved tyre barrier - Turn 12
17.33	97	J. PARK	Time Deleted (1'41.808) - Exceeded Track Limits - Turn 7
17.33	87	J. PARK	Time Deleted (1'43.024) - Exceeded Track Limits - Turn 7
17.33	53	E. CAPPELLO	Time Deleted (1'45.111) - Exceeded Track Limits - Turn 7
17.35	27	R. VOLT	Time Deleted (1'39.753) - Exceeded Track Limits - Turn 7
17.36	11	P. ROCCA	Time Deleted (10'06.831) - Exceeded Track Limits - Turn 14
17.36	12	G. COVINI	Time Deleted (2'08.708) - Exceeded Track Limits - Turn 7
17.45	82	J. CIMENES	Time Deleted (2'08.159) - Moved tyre barrier - Turn 12
17.49	17	N. TAYLOR	Time Deleted (1'39.189) - Exceeded Track Limits - Turn 8
17.51	82	J. CIMENES	Time Deleted (1'42.036) - Exceeded Track Limits - Turn 8
18.59	91	L. MARTINEZ	All Times Deleted Stewards decision n. 2

Fastest Laps Sequence

No.	Entrant	Nat	Team	Car	Local Time	Time	Gap	Avg
76	A. LEY	GBR	Target	Hyundai Elantra N	17:13'43.294	1'41.267		175,970
8	N. BALDAN	ITA	Aikoa Racing	Audi RS3 LMS	17:13'58.496	1'41.083	-0.184	176,291
97	J. PARK	KOR	Solite Indigo Racing	Hyundai Elantra N	17:21'36.689	1'39.888	-1.195	178,400
8	N. BALDAN	ITA	Aikoa Racing	Audi RS3 LMS	17:22'28.213	1'39.676	-0.212	178,779
4	S. TAVANO	ITA	Girasole	Cupra Leon VZ	17:32'03.432	1'39.286	-0.390	179,481
4	S. TAVANO	ITA	Girasole	Cupra Leon VZ	17:49'30.926	1'38.985	-0.301	180,027

Stewards : Ronny Guarini Graziella Arberi Rino Mastronardi

 Start 17:10
 End 17:53



Pergusa 4.950 m

ACI Racing Weekend Pergusa, 8-9 Giugno 2024

TCR Italy - Best Sectors & Speed Qualifying

BEST LAP

1	4 TAVANO Salvatore	Cupra Leon VZ	1'38.985
2	17 TAYLOR Nicolas	Audi RS3 LMS	1'39.342
3	9 POLONI Matteo	Audi RS3 LMS	1'39.389
4	44 IMBERTI Michele	Hvundai Elantra N	1'39.413
5	76 LEY Alex	Hvundai Elantra N	1'39.510
6	97 PARK Junesung	Hvundai Elantra N	1'39.584
7	8 BALDAN Nicola	Audi RS3 LMS	1'39.676
8	27 VOLT Ruben	Honda Civic FL5	1'39.770
9	7 KIM Hwarang	Hvundai Elantra N	1'39.827
10	87 PARK Junui	Hvundai Elantra N	1'39.985
11	11 ROCCA Paolo	Honda Civic FL5	1'40.027
12	82 CIMENES Jacopo	Honda Civic FL5	1'40.399
13	69 FOSSATI Tommaso	Audi RS3 LMS	1'40.724
14	81 REDUZZI Damiano	Hvundai Elantra N	1'40.758
15	38 BARBERI Filippo	Audi RS3 LMS	1'41.037
16	12 COVINI Gabriele	Hvundai Elantra N	1'41.198
17	64 LOSONCZY Levente	Honda Civic FL5	1'41.432
18	5 BARBERINI Cosimo	Cupra Leon Competition	1'42.146
19	10 PAOLINO Federico	Hvundai Elantra N	1'42.205
20	90 BABUIN Denis	Audi RS3 LMS	1'42.219
21	67 PELLEGRINI Marco	Audi RS3 LMS	1'42.678
22	53 CAPPELLO Edoardo	Honda Civic FK7	1'43.058
23	72 PELATTI Sandro	Audi RS3 LMS	1'43.491
24	3 GURRIERI Raffaele	Cupra Leon VZ	1'45.549
25	91 MARTINEZ Luciano	Audi RS3 LMS	

SPEED

1	38 BARBERI Filippo	Audi RS3 LMS	255,3
2	8 BALDAN Nicola	Audi RS3 LMS	253,5
3	82 CIMENES Jacopo	Honda Civic FL5	253,5
4	11 ROCCA Paolo	Honda Civic FL5	252,3
5	4 TAVANO Salvatore	Cupra Leon VZ	251,7
6	90 BABUIN Denis	Audi RS3 LMS	251,2
7	9 POLONI Matteo	Audi RS3 LMS	250,6
8	5 BARBERINI Cosimo	Cupra Leon Competition	250,0
9	17 TAYLOR Nicolas	Audi RS3 LMS	250,0
10	27 VOLT Ruben	Honda Civic FL5	249,4
11	69 FOSSATI Tommaso	Audi RS3 LMS	248,8
12	7 KIM Hwarang	Hyundai Elantra N	248,8
13	64 LOSONCZY Levente	Honda Civic FL5	248,8
14	91 MARTINEZ Luciano	Audi RS3 LMS	248,3
15	97 PARK Junesung	Hyundai Elantra N	248,3
16	44 IMBERTI Michele	Hyundai Elantra N	248,3
17	72 PELATTI Sandro	Audi RS3 LMS	247,7
18	87 PARK Junui	Hyundai Elantra N	247,7
19	12 COVINI Gabriele	Hyundai Elantra N	246,6
20	76 LEY Alex	Hyundai Elantra N	246,6
21	81 REDUZZI Damiano	Hyundai Elantra N	246,6
22	10 PAOLINO Federico	Hyundai Elantra N	246,0
23	3 GURRIERI Raffaele	Cupra Leon VZ	243,8
24	53 CAPPELLO Edoardo	Honda Civic FK7	242,2
25	67 PELLEGRINI Marco	Audi RS3 LMS	241,1

SEG. 1

1	97 PARK Junesung	37.908
2	8 BALDAN Nicola	38.018
3	4 TAVANO Salvatore	38.083
4	27 VOLT Ruben	38.084
5	11 ROCCA Paolo	38.101
6	44 IMBERTI Michele	38.153
7	17 TAYLOR Nicolas	38.240
8	12 COVINI Gabriele	38.259
9	82 CIMENES Jacopo	38.268
10	76 LEY Alex	38.307
11	38 BARBERI Filippo	38.313
12	9 POLONI Matteo	38.326
13	87 PARK Junui	38.327
14	7 KIM Hwarang	38.386
15	69 FOSSATI Tommaso	38.402
16	10 PAOLINO Federico	38.468
17	64 LOSONCZY Levente	38.507
18	81 REDUZZI Damiano	38.613
19	90 BABUIN Denis	38.638
20	67 PELLEGRINI Marco	38.787
21	5 BARBERINI Cosimo	38.939
22	72 PELATTI Sandro	39.122
23	53 CAPPELLO Edoardo	39.131
24	3 GURRIERI Raffaele	39.263
25	91 MARTINEZ Luciano	39.336

SEG. 2

1	4 TAVANO Salvatore	30.949
2	17 TAYLOR Nicolas	30.991
3	76 LEY Alex	31.072
4	9 POLONI Matteo	31.275
5	7 KIM Hwarang	31.303
6	44 IMBERTI Michele	31.313
7	87 PARK Junui	31.380
8	97 PARK Junesung	31.391
9	11 ROCCA Paolo	31.433
10	27 VOLT Ruben	31.576
11	81 REDUZZI Damiano	31.714
12	8 BALDAN Nicola	31.742
13	82 CIMENES Jacopo	31.880
14	69 FOSSATI Tommaso	32.000
15	12 COVINI Gabriele	32.010
16	38 BARBERI Filippo	32.047
17	64 LOSONCZY Levente	32.154
18	10 PAOLINO Federico	32.526
19	91 MARTINEZ Luciano	32.536
20	67 PELLEGRINI Marco	32.655
21	5 BARBERINI Cosimo	32.685
22	72 PELATTI Sandro	32.685
23	90 BABUIN Denis	32.773
24	53 CAPPELLO Edoardo	32.826
25	3 GURRIERI Raffaele	33.198

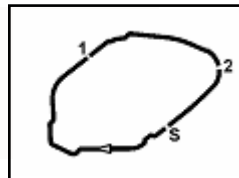
SEG. 3

1	38 BARBERI Filippo	13.893
2	8 BALDAN Nicola	13.945
3	82 CIMENES Jacopo	13.968
4	4 TAVANO Salvatore	13.969
5	9 POLONI Matteo	13.970
6	44 IMBERTI Michele	14.038
7	17 TAYLOR Nicolas	14.091
8	69 FOSSATI Tommaso	14.122
9	11 ROCCA Paolo	14.170
10	7 KIM Hwarang	14.208
11	5 BARBERINI Cosimo	14.209
12	27 VOLT Ruben	14.225
13	90 BABUIN Denis	14.227
14	97 PARK Junesung	14.239
15	87 PARK Junui	14.269
16	91 MARTINEZ Luciano	14.289
17	81 REDUZZI Damiano	14.303
18	64 LOSONCZY Levente	14.343
19	12 COVINI Gabriele	14.345
20	76 LEY Alex	14.360
21	72 PELATTI Sandro	14.366
22	67 PELLEGRINI Marco	14.367
23	10 PAOLINO Federico	14.513
24	53 CAPPELLO Edoardo	14.537
25	3 GURRIERI Raffaele	14.574

SEG. 4

1	17 TAYLOR Nicolas	15.620
2	76 LEY Alex	15.645
3	44 IMBERTI Michele	15.761
4	97 PARK Junesung	15.764
5	27 VOLT Ruben	15.769
6	7 KIM Hwarang	15.779
7	87 PARK Junui	15.783
8	11 ROCCA Paolo	15.791
9	4 TAVANO Salvatore	15.795
10	9 POLONI Matteo	15.818
11	8 BALDAN Nicola	15.889
12	69 FOSSATI Tommaso	15.892
13	81 REDUZZI Damiano	15.941
14	12 COVINI Gabriele	16.020
15	64 LOSONCZY Levente	16.030
16	5 BARBERINI Cosimo	16.061
17	82 CIMENES Jacopo	16.169
18	38 BARBERI Filippo	16.174
19	90 BABUIN Denis	16.233
20	10 PAOLINO Federico	16.366
21	53 CAPPELLO Edoardo	16.542
22	67 PELLEGRINI Marco	16.647
23	72 PELATTI Sandro	16.805
24	3 GURRIERI Raffaele	17.149





ACI Racing Weekend Pergusa, 8-9 Giugno 2024

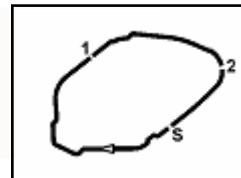
TCR Italy - Ideal Time Qualifying

Pergusa 4.950 m

No. Driver	Car	Seg. 1 Diff. 1	Seg. 2 Diff. 2	Seg. 3 Diff. 3	Seg. 4 Diff. 4	Ideal Time		
						Best Lap	Pos.	Diff.
1 4 TAVANO S. (ITA)	Cupra Leon VZ	38.083	30.949 +0.144	13.969 +0.013	15.795 +0.032	1'38.796 1'38.985	1	0.189
2 17 TAYLOR N. (CAN)	Audi RS3 LMS	38.240	30.991 +0.298	14.091 +0.102	15.620	1'38.942 1'39.342	2	0.400
3 44 IMBERTI M. (ITA)	Hyundai Elantra N	38.153 +0.025	31.313	14.038	15.761 +0.123	1'39.265 1'39.413	4	0.148
4 97 PARK J. (KOR)	Hyundai Elantra N	37.908	31.391	14.239	15.764 +0.282	1'39.302 1'39.584	6	0.282
5 76 LEY A. (GBR)	Hyundai Elantra N	38.307 +0.123	31.072	14.360 +0.003	15.645	1'39.384 1'39.510	5	0.126
6 9 POLONI M. (ITA)	Audi RS3 LMS	38.326	31.275	13.970	15.818	1'39.389 1'39.389	3	
7 11 ROCCA P. (ITA)	Honda Civic FL5	38.101 +0.139	31.433 +0.345	14.170 +0.048	15.791	1'39.495 1'40.027	11	0.532
8 8 BALDAN N. (ITA)	Audi RS3 LMS	38.018	31.742	13.945	15.889 +0.082	1'39.594 1'39.676	7	0.082
9 27 VOLT R. (EST)	Honda Civic FL5	38.084 +0.108	31.576	14.225 +0.008	15.769	1'39.654 1'39.770	8	0.116
10 7 KIM H. (KOR)	Hyundai Elantra N	38.386 +0.120	31.303	14.208 +0.031	15.779	1'39.676 1'39.827	9	0.151
11 87 PARK J. (KOR)	Hyundai Elantra N	38.327	31.380 +0.065	14.269 +0.020	15.783 +0.141	1'39.759 1'39.985	10	0.226
12 82 CIMENES J. (ITA)	Honda Civic FL5	38.268	31.880	13.968	16.169 +0.114	1'40.285 1'40.399	12	0.114
13 69 FOSSATI T. (ITA)	Audi RS3 LMS	38.402	32.000 +0.084	14.122 +0.224	15.892	1'40.416 1'40.724	13	0.308
14 38 BARBERI F. (ITA)	Audi RS3 LMS	38.313 +0.195	32.047	13.893 +0.063	16.174 +0.352	1'40.427 1'41.037	15	0.610
15 81 REDUZZI D. (ITA)	Hyundai Elantra N	38.613 +0.021	31.714	14.303	15.941 +0.166	1'40.571 1'40.758	14	0.187
16 12 COVINI G. (ITA)	Hyundai Elantra N	38.259	32.010 +0.325	14.345 +0.094	16.020 +0.145	1'40.634 1'41.198	16	0.564
17 64 LOSONCZY L. (HUN)	Honda Civic FL5	38.507 +0.117	32.154 +0.281	14.343	16.030	1'41.034 1'41.432	17	0.398
18 90 BABUIN D. (ITA)	Audi RS3 LMS	38.638	32.773 +0.348	14.227	16.233	1'41.871 1'42.219	20	0.348
19 10 PAOLINO F. (ITA)	Hyundai Elantra N	38.468 +0.124	32.526	14.513	16.366 +0.208	1'41.873 1'42.205	19	0.332
20 5 BARBERINI C. (ITA)	Cupra Leon Competition	38.939 +0.252	32.685	14.209	16.061	1'41.894 1'42.146	18	0.252
21 67 PELLEGRINI M. (ITA)	Audi RS3 LMS	38.787 +0.155	32.655	14.367	16.647 +0.067	1'42.456 1'42.678	21	0.222
22 72 PELATTI S. (ITA)	Audi RS3 LMS	39.122 +0.106	32.685 +0.148	14.366 +0.259	16.805	1'42.978 1'43.491	23	0.513
23 53 CAPPELLO E. (ITA)	Honda Civic FK7	39.131 +0.022	32.826	14.537	16.542	1'43.036 1'43.058	22	0.022
24 3 GURRIERI R. (ITA)	Cupra Leon VZ	39.263 +0.068	33.198 +1.297	14.574	17.149	1'44.184 1'45.549	24	1.365
91 MARTINEZ L. (ARG)	Audi RS3 LMS							
Overall Ideal Time		37.908	30.949	13.893	15.620	1'38.370		



3.4



Pergusa 4.950 m

2 / 4

14 38.240 31.778 14.218 15.791 1'40.027 250,6 17:51'27.225

15 38.101 31.433 16.347 201,5

8 59.880 39.529 32.342 45.493 2'57.244CP 94,3 17:38'25.690

9 5'34.257 37.844 16.924 18.636 6'47.661P 155,4 17:45'13.351

10 38.313 32.546 14.206 16.389 1'41.454 250,0 17:46'54.805

11 38.508 32.047 13.956 16.526 1'41.037 251,7 17:48'35.842

12 39.861 48.731 22.751 17.739 2'09.082 172,5 17:50'44.924

13 38.881 32.131 13.925 16.287 1'41.224 253,5 17:52'26.148

12 G. COVINI (1'41.198)

Table with columns: Lap, Seg.1, Seg.2, Seg.3, Seg.4, Lap Time, km/h, Local Time. Rows 1-16 for driver G. COVINI.

44 M. IMBERTI (1'39.413)

Table with columns: Lap, Seg.1, Seg.2, Seg.3, Seg.4, Lap Time, km/h, Local Time. Rows 1-16 for driver M. IMBERTI.

17 N. TAYLOR (1'39.342)

Table with columns: Lap, Seg.1, Seg.2, Seg.3, Seg.4, Lap Time, km/h, Local Time. Rows 1-16 for driver N. TAYLOR.

53 E. CAPPELLO (1'43.058)

Table with columns: Lap, Seg.1, Seg.2, Seg.3, Seg.4, Lap Time, km/h, Local Time. Rows 1-16 for driver E. CAPPELLO.

27 R. VOLT (1'39.770)

Table with columns: Lap, Seg.1, Seg.2, Seg.3, Seg.4, Lap Time, km/h, Local Time. Rows 1-16 for driver R. VOLT.

64 L. LOSONCZY (1'41.432)

Table with columns: Lap, Seg.1, Seg.2, Seg.3, Seg.4, Lap Time, km/h, Local Time. Rows 1-16 for driver L. LOSONCZY.

38 F. BARBERI (1'41.037)

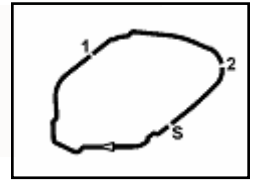
Table with columns: Lap, Seg.1, Seg.2, Seg.3, Seg.4, Lap Time, km/h, Local Time. Rows 1-16 for driver F. BARBERI.

67 M. PELLEGRINI (1'42.678)

Table with columns: Lap, Seg.1, Seg.2, Seg.3, Seg.4, Lap Time, km/h, Local Time. Rows 1-16 for driver M. PELLEGRINI.

08/06/2024

P = Pits In/Out - C = Lap Time Cancelled



Pergusa 4.950 m

3 / 4

ACI Racing Weekend Pergusa, 8-9 Giugno 2024

TCR Italy - Analisi Tempi Qualifying

1		41.961	16.101	19.468		224,5						
2	38.942	32.655	14.367	16.714	1'42.678	241,1	17:14'01.364					
3	51.879	52.421	24.363	1'19.065	3'27.728CP	109,2	17:17'29.092					
4	2'37.449	34.064	14.722	16.647	3'42.882P		17:21'11.974					
5	42.456	35.261			1'48.298		17:23'00.272					
6	38.787	35.085	20.455	1'23.774	2'58.101CP	135,0	17:25'58.373					

4	39.389	32.388	14.504	16.617	1'42.898	246,0	17:23'40.436					
5	43.532	48.484	22.049	58.689	2'52.754CP	124,9	17:26'33.190					
6	2'37.553	40.833	15.752	18.546	3'52.684P	171,4	17:30'25.874					
7	38.873	32.189	14.456	16.067	1'41.585	246,0	17:32'07.459					
8	42.216	33.183	14.610	30.188	2'00.197P	220,4	17:34'07.656					
9	2'07.442	38.727	20.941	38.591	3'45.701CP	102,1	17:37'53.357					
10	5'59.957	35.246	15.733	18.601	7'09.537P	187,5	17:45'02.894					
11	42.402	32.885	14.856	16.801	1'46.944	213,4	17:46'49.838					
12	38.634	31.714	14.303	16.107	1'40.758	246,6	17:48'30.596					
13	39.749	32.873	14.375	16.130	1'43.127	243,2	17:50'13.723					
14	38.613	31.939	14.319	15.941	1'40.812	246,6	17:51'54.535					
15	41.041											

69 T. FOSSATI (1'40.724)

Lap	Seg.1	Seg.2	Seg.3	Seg.4	Lap Time	km/h	Local Time
1		35.698	14.643	16.887		240,5	
2	38.606	32.418	16.241	41.495	2'08.760CP	138,6	17:15'01.481
3	4'07.568	35.462	14.979	18.547	5'16.556P	197,8	17:20'18.037
4	38.471	32.085	14.315	16.136	1'41.007	247,7	17:21'59.044
5	41.361	34.680	15.375	16.535	1'47.951	224,5	17:23'46.995
6	44.806	49.822	26.383	1'00.255	3'01.266CP	123,7	17:26'48.261
7	2'19.278	36.454	18.318	18.487	3'32.537P	190,1	17:30'20.798
8	38.805	32.325	14.333	16.117	1'41.580	247,1	17:32'02.378
9	38.402	32.084	14.346	15.892	1'40.724	246,6	17:33'43.102
10	41.289	39.359	17.243	17.233	1'55.124	194,2	17:35'38.226
11	38.896	35.167	14.912	31.959	2'00.934CP	204,5	17:37'39.160
12	6'21.047	38.720	19.037	19.997	7'38.801P	130,8	17:45'17.961
13	38.543	32.000	14.122	16.402	1'41.067	248,8	17:46'59.028
14	42.483	36.883	16.965	17.204	1'53.535	208,1	17:48'52.563
15	38.993	44.266	15.019	29.399	2'07.677P	236,3	17:51'00.240

82 J. CIMENES (1'40.399)

Lap	Seg.1	Seg.2	Seg.3	Seg.4	Lap Time	km/h	Local Time
1							
2	1'05.796	43.827	16.153	1'56.220	4'01.996CP	169,5	17:14'13.565
3	4'39.313	37.419	15.161	17.011	5'48.904P	200,7	17:20'02.469
4	38.817	32.664	14.271	16.403	1'42.155	250,6	17:21'44.624
5	38.464	32.990	14.297	16.326	1'42.077	250,0	17:23'26.701
6	38.627	49.139	29.148	2'46.578	4'43.492P	106,5	17:28'10.193
7	53.666	39.142	18.396	18.311	2'09.515P	127,4	17:30'19.708
8	38.539	32.608	14.223	16.345	1'41.715	243,2	17:32'01.423
9	38.367	32.189	14.101	16.169	1'40.826	253,5	17:33'42.249
10	42.344	36.568	14.996	17.686	1'51.594	187,2	17:35'33.843
11	38.664	32.246	14.126	6'12.543	7'37.579P	250,6	17:43'11.422
12	55.376	36.811	16.266	19.706	2'08.159CP	129,8	17:45'19.581
13	38.268	31.880	13.968	16.283	1'40.399	250,6	17:46'59.980
14	39.179	40.484	16.611	18.326	1'54.600	160,0	17:48'54.580
15	38.419	33.223	15.991	18.425	1'46.058	157,7	17:50'40.638
16	38.431	32.275	14.577	16.753	1'42.036C	242,2	17:52'22.674

72 S. PELATTI (1'43.491)

Lap	Seg.1	Seg.2	Seg.3	Seg.4	Lap Time	km/h	Local Time
1							
2	1'02.900	44.055	17.014	2'01.843	4'05.812CP	196,7	17:14'22.093
3	4'34.232	41.867	22.059	19.734	5'57.892P	178,5	17:20'19.985
4	41.119	34.250	14.527	17.054	1'46.950	243,2	17:22'06.935
5	39.216	33.565	14.401	16.981	1'44.163	247,7	17:23'51.098
6	43.123	48.787	27.736	2'29.916	4'29.562P	118,0	17:28'20.660
7	51.618	40.167	15.890	18.518	2'06.193P	169,3	17:30'26.853
8	39.749	33.814	14.495	16.967	1'45.025	247,7	17:32'11.878
9	39.637	33.179	14.366	16.954	1'44.136	233,8	17:33'56.014
10	51.839	50.119	18.650	18.404	2'19.012	174,5	17:36'15.026
11	39.550	35.865	23.167	5'22.871	7'01.453P	106,0	17:43'16.479
12	1'00.798	37.192	14.540	17.205	2'09.735CP	247,1	17:45'26.214
13	41.126	34.311	14.671	17.162	1'47.270	245,5	17:47'13.484
14	39.321	32.685	14.388	18.304	1'44.698	224,5	17:48'58.182
15	39.122	33.230	14.665	17.184	1'44.201	246,0	17:50'42.383
16	39.228	32.833	14.625	16.805	1'43.491	246,0	17:52'25.874

87 J. PARK (1'39.985)

Lap	Seg.1	Seg.2	Seg.3	Seg.4	Lap Time	km/h	Local Time
1							
2	6'34.967	37.572	18.043	17.769	7'48.351P	201,1	17:20'10.053
3	39.044	31.810	14.324	15.823	1'41.001	247,7	17:21'51.054
4	38.327	31.445	14.289	15.924	1'39.985	247,7	17:23'31.039
5	40.427	46.392	27.931	56.172	2'50.922CP	118,9	17:26'21.961
6	2'32.886	35.329	19.721	18.939	3'46.875P	142,1	17:30'08.836
7	38.538	31.475	14.376	15.783	1'40.172	246,0	17:31'49.008
8	38.585	32.847	14.650	16.942	1'43.024C	238,4	17:33'32.032
9	38.509	31.400	14.347	15.864	1'40.120	246,0	17:35'12.152
10	38.870	32.137	14.461	46.449	2'11.917CP	246,0	17:37'24.069
11	6'28.449	34.878	16.280	18.154	7'37.761P	184,0	17:45'01.830
12	38.711	31.380	14.269	15.846	1'40.206	247,1	17:46'42.036
13	40.063	34.739	14.724	16.849	1'46.375	218,6	17:48'28.411
14	38.607	31.459	14.276	27.182	1'51.524P	246,0	17:50'19.935
15	1'52.728	34.305					

90 D. BABUIN (1'42.219)

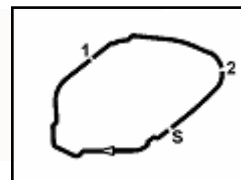
Lap	Seg.1	Seg.2	Seg.3	Seg.4	Lap Time	km/h	Local Time
1							
2	1'07.003	41.092	17.216	19.499	2'24.810P	138,6	17:12'34.140
3	40.840	35.743	14.476	4'02.662	5'33.721P	246,6	17:18'07.861
4	1'03.695	35.819	15.022	18.057	2'12.593P	208,5	17:20'20.454
5	39.890	34.130	14.444	16.823	1'45.287	242,2	17:22'05.741
6	38.638	33.121	14.227	16.233	1'42.219	250,0	17:23'47.960
7	42.895	49.792	26.492	3'29.435	5'28.614P	118,4	17:29'16.574
8	51.456	45.749	19.279	18.073	2'14.557P	121,6	17:31'31.131
9	39.237	34.018	14.481	16.919	1'44.655	236,3	17:33'15.786
10	38.745	33.193	14.390	16.479	1'42.807	251,2	17:34'58.593
11	39.126	33.701	17.091	6'41.005	8'10.923P	165,6	17:43'09.516

81 D. REDUZZI (1'40.758)

Lap	Seg.1	Seg.2	Seg.3	Seg.4	Lap Time	km/h	Local Time
1		39.936	18.065	30.586		196,4	
2	6'37.803	36.614	16.077	17.205	7'47.699P	200,0	17:20'15.934
3	38.715	32.263	14.436	16.190	1'41.604	246,6	17:21'57.538

08/06/2024

P = Pits In/Out - C = Lap Time Cancelled



Pergusa 4.950 m

ACI Racing Weekend Pergusa, 8-9 Giugno 2024

TCR Italy - Analisi Tempi Qualifying

12	55.455	35.984	15.949	19.645	2'07.033P	155,8	17:45'16.549
13	38.696	32.773	14.833	16.984	1'43.286	180,3	17:46'59.835
14	39.802	33.910	16.777	17.385	1'47.874	211,8	17:48'47.709
15	38.858	34.101	15.180	16.470	1'44.609	224,5	17:50'32.318
16	38.800	55.080	31.081			98,7	

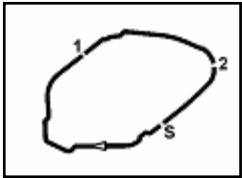
91 L. MARTINEZ

Lap	Seg.1	Seg.2	Seg.3	Seg.4	Lap Time	km/h	Local Time
1		40.518	15.781	21.767	C	208,1	
2	39.838	34.108	14.612	18.875	1'47.433C	242,7	17:14'08.886
3	53.904	50.966	23.597	1'19.121	3'27.588C	129,8	17:17'36.474
4	2'53.861	35.111	15.765	16.898	4'01.635C	224,1	17:21'38.109
5	39.494	33.724	14.567	16.715	1'44.500C	244,9	17:23'22.609
6	40.492	49.343	29.776	55.133	2'54.744CP	110,9	17:26'17.353
7	2'27.718	33.079	14.619	16.876	3'32.292CP	242,2	17:29'49.645
8	39.337	32.687	14.459	17.779	1'44.262C	245,5	17:31'33.907
9	39.788	32.675	14.380	16.531	1'43.374C	246,6	17:33'17.281
10	39.362	32.536	14.289	16.518	1'42.705C	248,3	17:34'59.986
11	41.008	38.424	18.848	17.291	1'55.571C	153,4	17:36'55.557
12	57.077	49.797	16.062	30.492	2'33.428CP	195,3	17:39'28.985
13	4'25.575	35.695	17.299	21.719	5'40.288CP	145,0	17:45'09.273
14	40.058	33.121	14.510	16.516	1'44.205C	245,5	17:46'53.478
15	41.977	39.110	18.013	16.494	1'55.594C	226,4	17:48'49.072
16	39.336	35.923	15.740	16.628	1'47.627C	237,9	17:50'36.699
17	40.198	33.693	19.280	29.399	2'02.570CP	137,4	17:52'39.269

97 J. PARK (1'39.584)

Lap	Seg.1	Seg.2	Seg.3	Seg.4	Lap Time	km/h	Local Time
1		38.365	16.640	28.993		222,2	
2	6'28.004	35.967	16.342	16.253	7'36.566P	226,4	17:19'56.801
3	38.309	31.505	14.310	15.764	1'39.888	246,6	17:21'36.689
4	42.202	39.435	20.044	16.355	1'58.036	178,8	17:23'34.725
5	41.945	45.314	26.699	55.139	2'49.097CP	113,4	17:26'23.822
6	3'28.576	36.775	16.728	16.649	4'38.728P	194,9	17:31'02.550
7	38.633	32.345	14.427	16.403	1'41.808C	245,5	17:32'44.358
8	38.564	35.801	15.322	16.037	1'45.724	242,2	17:34'30.082
9	38.279	31.975	15.036	28.811	1'54.101P	210,5	17:36'24.183
10	7'27.071	35.587	16.445	17.003	8'36.106P	211,4	17:45'00.289
11	38.299	31.791	14.277	15.819	1'40.186	248,3	17:46'40.475
12	38.045	31.511	14.251	16.071	1'39.878	247,7	17:48'20.353
13	43.406	47.111	19.531	16.316	2'06.364	203,4	17:50'26.717
14	37.908	31.391	14.239	16.046	1'39.584	247,7	17:52'06.301
15	48.144						





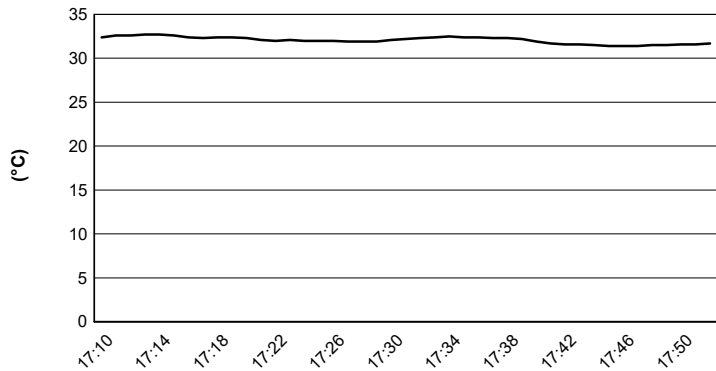
Pergusa 4.950 m

ACI Racing Weekend Pergusa, 8-9 Giugno 2024

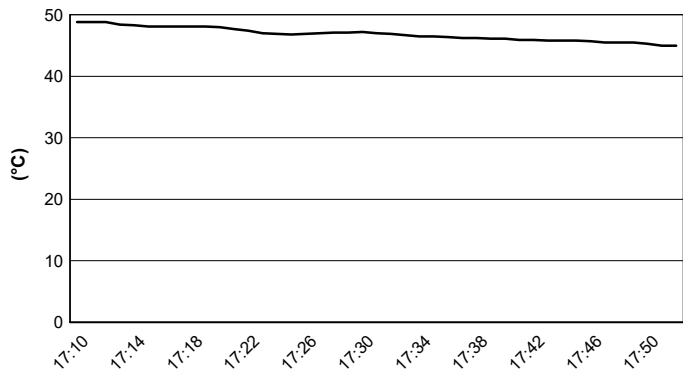
TCR Italy - Meteo Qualifying

Session started 17:10 - Session ended 17:53

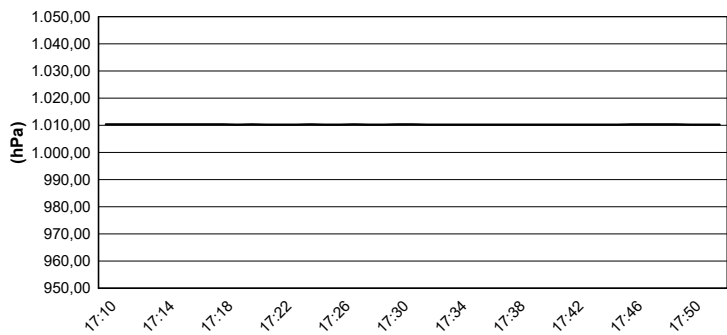
Air Temperature



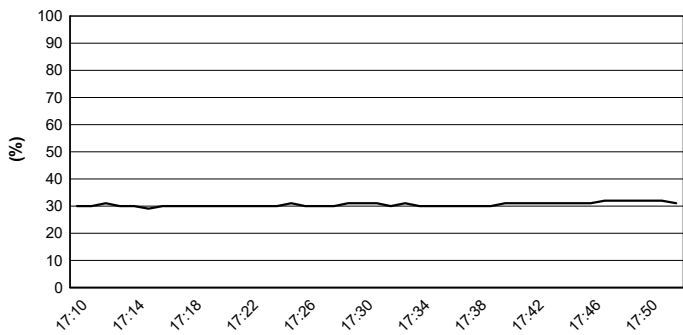
Track Temperature



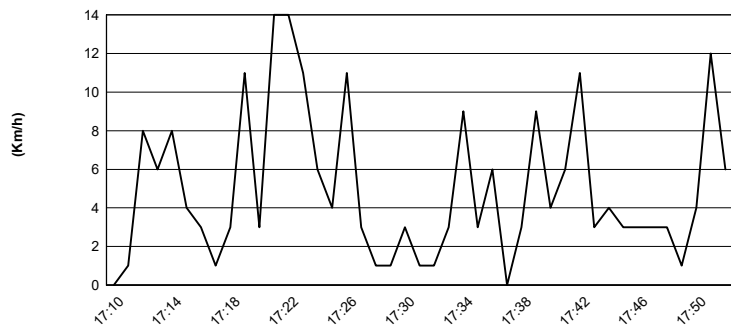
Air Pressure



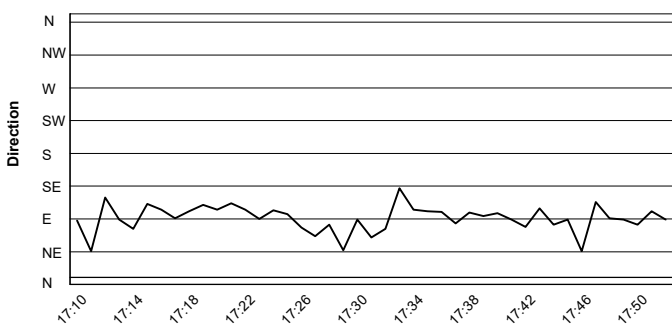
Humidity



Wind Speed



Wind Direction



08/06/2024

