
**ACI Racing Weekend Mugello, 13-14 Luglio 2024**
**TCR Italy - Classifica Prove Libere 1**

Aut.Int. Mugello 5.245 m

1 / 2

Num.	Conduttore	Naz	Concorrente	Team	Auto	Classe	Tempo	Dist.	Rel.	Giri
1	<b>11 ROCCA</b> Paolo	ITA	ALM Motorsport	ALM Motorsport	Honda Civic FL5	UU	<b>1'57.265</b>			12
2	<b>87 PARK</b> Junui	KOR	Solite Indigo Racing	Solite Indigo Racing	Hyundai Elantra N	UU	<b>1'57.340</b>	0.075	0.075	4
3	<b>27 VOLT</b> Ruben	EST	ALM Motorsport	ALM Motorsport	Honda Civic FL5	UU	<b>1'57.501</b>	0.236	0.161	11
4	<b>76 LEY</b> Alex	GBR	Target	Target	Hyundai Elantra N	UU	<b>1'57.583</b>	0.318	0.082	9
5	<b>7 KIM</b> Hwarang	KOR	Target	Target	Hyundai Elantra N	UU	<b>1'57.943</b>	0.678	0.360	11
6	<b>12 COVINI</b> Gabriele	ITA	BRC Racing Team	BRC Racing Team	Hyundai Elantra N	UU	<b>1'58.028</b>	0.763	0.085	11
7	<b>64 LOSONCZY</b> Levente	HUN	ALM Motorsport	ALM Motorsport	Honda Civic FL5	UU	<b>1'58.045</b>	0.780	0.017	12
8	<b>4 TAVANO</b> Salvatore	ITA	Tavano Salvatore	Girasole	Cupra Leon VZ		<b>1'58.060</b>	0.795	0.015	10
9	<b>8 BALDAN</b> Nicola	ITA	Aikoa Racing	Aikoa Racing	Audi RS3 LMS	MA	<b>1'58.109</b>	0.844	0.049	12
10	<b>17 TAYLOR</b> Nicolas	CAN	Best Lap	PMA Motorsport	Audi RS3 LMS	UU	<b>1'58.125</b>	0.860	0.016	9
11	<b>9 POLONI</b> Matteo	ITA	Poloni Matteo	Gear Works	Audi RS3 LMS		<b>1'58.343</b>	1.078	0.218	11
12	<b>81 REDUZZI</b> Damiano	ITA	Reduzzi Damiano	Trico WRT	Hyundai Elantra N	MA	<b>1'58.388</b>	1.123	0.045	10
13	<b>82 CIMENES</b> Jacopo	ITA	MM Motorsport	MM Motorsport	Honda Civic FL5	UU	<b>1'58.420</b>	1.155	0.032	11
14	<b>67 PELLEGRINI</b> Marco	ITA	Pellegrini Marco	Pinetti Motorsport	Audi RS3 LMS	MA	<b>1'58.543</b>	1.278	0.123	10
15	<b>44 IMBERTI</b> Michele	ITA	Kombat Motorsport	Kombat Motorsport	Hyundai Elantra N		<b>1'58.573</b>	1.308	0.030	8
16	<b>95 ALESSI</b> Pietro	ITA	BF Motorsport	BF Motorsport	Audi RS3 LMS		<b>1'58.594</b>	1.329	0.021	11
17	<b>10 PAOLINO</b> Federico	ITA	Target	Target	Hyundai Elantra N		<b>1'58.837</b>	1.572	0.243	11
18	<b>72 PELATTI</b> Sandro	ITA	Pelatti Sandro	PMA Motorsport	Audi RS3 LMS	MA	<b>1'58.907</b>	1.642	0.070	11
19	<b>5 BARBERINI</b> Cosimo	ITA	Barberini Cosimo	NOS	Cupra Leon Competition		<b>1'59.031</b>	1.766	0.124	10
20	<b>90 BABUIN</b> Denis	ITA	Babuini Denis	Planet Motorsport	Audi RS3 LMS	MA	<b>1'59.261</b>	1.996	0.230	12
21	<b>38 BARBERI</b> Filippo	ITA	Aikoa Racing	Aikoa Racing	Audi RS3 LMS	UU	<b>1'59.394</b>	2.129	0.133	6
22	<b>69 FOSSATI</b> Tommaso	ITA	Fossati Tommaso	FOX Racing Team	Audi RS3 LMS	UU	<b>1'59.649</b>	2.384	0.255	10
23	<b>3 GURRIERI</b> Raffaele	ITA	Gurrieri Raffaele	Girasole	Cupra Leon VZ	MA	<b>2'00.355</b>	3.090	0.706	12
24	<b>191 FRANCA</b> Luca	ITA	Aikoa Racing	Aikoa Racing	Audi RS3 DSG	TCDS	<b>2'00.565</b>	3.300	0.210	12
25	<b>144 SCIONTI</b> Federico	ITA	Scionti Federico	Event e Service	Cupra Leon	TCDS	<b>2'00.906</b>	3.641	0.341	11
26	<b>111 ROCCADELLI</b> Matteo	ITA	Roccadelli Matteo		Cupra Leon	TCDS	<b>2'01.199</b>	3.934	0.293	12
27	<b>24 CITERA</b> Antonio	AUT	RTM Motorsport	RTM Motorsport	Honda Civic FK7		<b>2'01.243</b>	3.978	0.044	10
28	<b>91 MARTINEZ</b> Luciano	ARG	Martinez Luciano	Pinetti Motorsport	Audi RS3 LMS	UU	<b>2'01.398</b>	4.133	0.155	11
29	<b>139 VERDI</b> Luca	ITA	Verdi Luca	Planet Motorsport	Audi RS3 DSG	TCDS	<b>2'01.830</b>	4.565	0.432	12
30	<b>184 LANCELLOTTI</b> Mattia	ITA	Lancellotti Mattia		Cupra Leon	TCDS	<b>2'02.054</b>	4.789	0.224	13
31	<b>131 SILVESTRINI</b> Paolo Maria	ITA	Silvestrini Paolo Maria	Progetto E20	Audi RS3 DSG	TCDS	<b>2'02.127</b>	4.862	0.073	10
32	<b>161 DESIDERIO</b> Federico	ITA	Desiderio Alessandro	Progetto E20	Volkswagen Golf DSG	TCDS	<b>2'02.163</b>	4.898	0.036	12
33	<b>97 PARK</b> Junesung	KOR	Solite Indigo Racing	Solite Indigo Racing	Hyundai Elantra N		<b>2'02.440</b>	5.175	0.277	7
34	<b>107 MARINO</b> Angelo	ITA	Marino Angelo		Audi RS3 DSG	TCDS	<b>2'02.579</b>	5.314	0.139	10
35	<b>119 PALANTI</b> Paolo	ITA	Aikoa Racing	Aikoa Racing	Audi RS3 DSG	TCDS	<b>2'02.600</b>	5.335	0.021	11
36	<b>115 FOGLIA</b> Gabriele	ITA	Foglia Gabriele		Cupra Leon	TCDS	<b>2'02.718</b>	5.453	0.118	10
37	<b>102 FANTILLI</b> Giorgio	ITA	Fantilli Giorgio		Cupra Leon	TCDS	<b>2'03.921</b>	6.656	1.203	11
38	<b>167 FAZIOLI</b> Andrea	ITA	Fazioli Andrea	Brothers in Arms	Cupra Leon	TCDS	<b>2'03.978</b>	6.713	0.057	11
39	<b>129 DAMANTE</b> Emilio	ITA	Damante Emilio		Cupra Leon	TCDS	<b>2'04.167</b>	6.902	0.189	9
40	<b>127 PALAZZO</b> Andrea	ITA	Palazzo Andrea	RC Motorsport	Audi RS3 DSG	TCDS	<b>2'04.998</b>	7.733	0.831	11
41	<b>185 LISI</b> Alessandro	ITA	Lisi Alessandro		Cupra Leon	TCDS	<b>2'05.441</b>	8.176	0.443	11
42	<b>123 ANTONELLO</b> Fabio	ITA	Antonello Fabio	RC Motorsport	Cupra Leon	TCDS	<b>2'05.644</b>	8.379	0.203	11
43	<b>155 CAMLIDAG</b> Temel	TUR	Aikoa Racing	Aikoa Racing	Audi RS3 DSG	TCDS	<b>2'13.051</b>	15.786	7.407	11
44	<b>174 ALCIDI</b> Alessandro	ITA	Alcidi Alessandro	Tuder Motorsport	Volkswagen Golf DSG	TCDS				4
45	<b>178 BERTON</b> Alessandro	ITA	Berton Alessandro		Cupra Leon	TCDS				3

Umidità	64%	ARIA	25°C
Condizioni	DRY	Pista	33°C

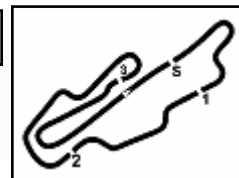
Direttore di Gara : Antonio Canu

Direttore di Prova : Gianluca Marotta

12/07/2024 Inizio 09:19 Fine 09:51

Esposta alle: .....




**ACI Racing Weekend Mugello, 13-14 Luglio 2024**
**TCR Italy - Classifica Prove Libere 1**

Aut.Int. Mugello 5.245 m

2 / 2

**Penalty and Infringement**

09.36		FCY
09.41		Fine FCY - Green Flag
09.43	<b>123 F. ANTONELLO</b>	#123 Time Deleted (2'06.224) - Exceeded Track Limits T4
09.45	<b>123 F. ANTONELLO</b>	#123 Time Deleted (2'04.657) - Exceeded Track Limits T4
09.46	<b>44 M. IMBERTI</b>	#44 Current Lap Deleted - Exceeded Track Limits T4

**Fastest Laps Sequence**

Num.	Concorrente	Naz	Team	Auto	Local Time	Tempo	Dist.	Media
64	L. LOSONCZY	HUN	ALM Motorsport	Honda Civic FL5	09:23'56.135	<b>2'06.218</b>		149,598
11	P. ROCCA	ITA	ALM Motorsport	Honda Civic FL5	09:23'58.378	<b>2'06.110</b>	-0.108	149,726
191	L. FRANCA	ITA	Aikoa Racing	Audi RS3 DSG	09:24'18.329	<b>2'03.885</b>	-2.225	152,416
12	G. COVINI	ITA	BRC Racing Team	Hyundai Elantra N	09:24'26.003	<b>2'00.290</b>	-3.595	156,971
90	D. BABUIN	ITA	Planet Motorsport	Audi RS3 LMS	09:26'40.595	<b>2'00.164</b>	-0.126	157,135
5	C. BARBERINI	ITA	NOS	Cupra Leon Competition	09:27'48.995	<b>1'59.535</b>	-0.629	157,962
17	N. TAYLOR	CAN	PMA Motorsport	Audi RS3 LMS	09:28'01.844	<b>1'58.509</b>	-1.026	159,330
87	J. PARK	KOR	Solite Indigo Racing	Hyundai Elantra N	09:28'34.442	<b>1'57.340</b>	-1.169	160,917
11	P. ROCCA	ITA	ALM Motorsport	Honda Civic FL5	09:35'57.772	<b>1'57.302</b>	-0.038	160,969
11	P. ROCCA	ITA	ALM Motorsport	Honda Civic FL5	09:45'48.005	<b>1'57.265</b>	-0.037	161,020

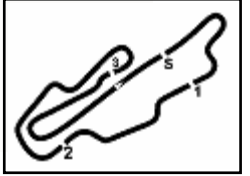
Direttore di Gara : Antonio Canu

Direttore di Prova : Gianluca Marotta

12/07/2024      Inizio 09:19      Fine 09:51

Esposta alle: .....





## ACI Racing Weekend Mugello, 13-14 Luglio 2024

### TCR Italy - Best Sectors & Speed Prove Libere 1

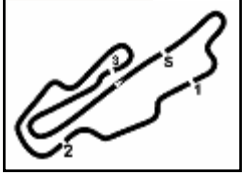
**MIGLIOR GIRO**

1	<b>11 ROCCA</b> Paolo	Honda Civic FL5	1'57.265
2	<b>87 PARK</b> Junui	Hvundai Elantra N	1'57.340
3	<b>27 VOLT</b> Ruben	Honda Civic FL5	1'57.501
4	<b>76 LEY</b> Alex	Hvundai Elantra N	1'57.583
5	<b>7 KIM</b> Hwarang	Hvundai Elantra N	1'58.943
6	<b>12 COVINI</b> Gabriele	Hvundai Elantra N	1'58.028
7	<b>64 LOSONCZY</b> Levente	Honda Civic FL5	1'58.045
8	<b>4 TAVANO</b> Salvatore	Cupra Leon VZ	1'58.060
9	<b>8 BALDAN</b> Nicola	Audi RS3 LMS	1'58.109
10	<b>17 TAYLOR</b> Nicolas	Audi RS3 LMS	1'58.125
11	<b>9 POLONI</b> Matteo	Audi RS3 LMS	1'58.343
12	<b>81 REDUZZI</b> Damiano	Hvundai Elantra N	1'58.388
13	<b>82 CIMENES</b> Jacopo	Honda Civic FL5	1'58.420
14	<b>67 PELLEGRINI</b> Marco	Audi RS3 LMS	1'58.543
15	<b>44 IMBERTI</b> Michele	Hvundai Elantra N	1'58.573
16	<b>95 ALESSI</b> Pietro	Audi RS3 LMS	1'58.594
17	<b>10 PAOLINO</b> Federico	Hvundai Elantra N	1'58.837
18	<b>72 PELATTI</b> Sandro	Audi RS3 LMS	1'58.907
19	<b>5 BARBERINI</b> Cosimo	Cupra Leon Competition	1'59.031
20	<b>90 BABUIN</b> Denis	Audi RS3 LMS	1'59.261
21	<b>38 BARBERI</b> Filippo	Audi RS3 LMS	1'59.394
22	<b>69 FOSSATI</b> Tommaso	Audi RS3 LMS	1'59.649
23	<b>3 GURRIERI</b> Raffaele	Cupra Leon VZ	2'00.355
24	<b>191 FRANCA</b> Luca	Audi RS3 DSG	2'00.565
25	<b>144 SCIONTI</b> Federico	Cupra Leon	2'00.906
26	<b>111 ROCCADELLI</b> Matteo	Cupra Leon	2'01.199
27	<b>24 CITERA</b> Antonio	Honda Civic FK7	2'01.243
28	<b>91 MARTINEZ</b> Luciano	Audi RS3 LMS	2'01.398
29	<b>139 VERDI</b> Luca	Audi RS3 DSG	2'01.830
30	<b>184 LANCELLOTTI</b> Mattia	Cupra Leon	2'02.054
31	<b>131 SILVESTRINI</b> Paolo Maria	Audi RS3 DSG	2'02.127
32	<b>161 DESIDERIO</b> Federico	Volkswagen Golf DSG	2'02.163
33	<b>97 PARK</b> Junesung	Hvundai Elantra N	2'02.440
34	<b>107 MARINO</b> Angelo	Audi RS3 DSG	2'02.579
35	<b>119 PALANTI</b> Paolo	Audi RS3 DSG	2'02.600
36	<b>115 FOGLIA</b> Gabriele	Cupra Leon	2'02.718
37	<b>102 FANTILLI</b> Giorgio	Cupra Leon	2'03.921
38	<b>167 FAZIOLI</b> Andrea	Cupra Leon	2'03.978
39	<b>129 DAMANTE</b> Emilio	Cupra Leon	2'04.167
40	<b>127 PALAZZO</b> Andrea	Audi RS3 DSG	2'04.998
41	<b>185 LISI</b> Alessandro	Cupra Leon	2'05.441
42	<b>123 ANTONELLO</b> Fabio	Cupra Leon	2'05.644
43	<b>155 CAMLIDAG</b> Temel	Audi RS3 DSG	2'13.051
44	<b>174 ALCIDI</b> Alessandro	Volkswagen Golf DSG	
45	<b>178 BERTON</b> Alessandro	Cupra Leon	

**SPEED**

1	<b>9 POLONI</b> Matteo	Audi RS3 LMS	248,3
2	<b>12 COVINI</b> Gabriele	Hvundai Elantra N	243,2
3	<b>90 BABUIN</b> Denis	Audi RS3 LMS	243,2
4	<b>11 ROCCA</b> Paolo	Honda Civic FL5	242,7
5	<b>76 LEY</b> Alex	Hvundai Elantra N	242,7
6	<b>69 FOSSATI</b> Tommaso	Audi RS3 LMS	242,7
7	<b>82 CIMENES</b> Jacopo	Honda Civic FL5	242,7
8	<b>38 BARBERI</b> Filippo	Audi RS3 LMS	242,2
9	<b>8 BALDAN</b> Nicola	Audi RS3 LMS	242,2
10	<b>27 VOLT</b> Ruben	Honda Civic FL5	242,2
11	<b>7 KIM</b> Hwarang	Hvundai Elantra N	241,6
12	<b>95 ALESSI</b> Pietro	Audi RS3 LMS	241,6
13	<b>64 LOSONCZY</b> Levente	Honda Civic FL5	241,6
14	<b>17 TAYLOR</b> Nicolas	Audi RS3 LMS	241,1
15	<b>67 PELLEGRINI</b> Marco	Audi RS3 LMS	241,1
16	<b>72 PELATTI</b> Sandro	Audi RS3 LMS	240,5
17	<b>81 REDUZZI</b> Damiano	Hvundai Elantra N	240,0
18	<b>10 PAOLINO</b> Federico	Hvundai Elantra N	238,9
19	<b>97 PARK</b> Junesung	Hvundai Elantra N	238,9
20	<b>87 PARK</b> Junui	Hvundai Elantra N	238,4
21	<b>5 BARBERINI</b> Cosimo	Cupra Leon Competition	237,9
22	<b>91 MARTINEZ</b> Luciano	Audi RS3 LMS	237,9
23	<b>24 CITERA</b> Antonio	Honda Civic FK7	237,4
24	<b>3 GURRIERI</b> Raffaele	Cupra Leon VZ	236,8
25	<b>4 TAVANO</b> Salvatore	Cupra Leon VZ	236,8
26	<b>139 VERDI</b> Luca	Audi RS3 DSG	235,8
27	<b>44 IMBERTI</b> Michele	Hvundai Elantra N	235,3
28	<b>144 SCIONTI</b> Federico	Cupra Leon	234,8
29	<b>129 DAMANTE</b> Emilio	Cupra Leon	232,3
30	<b>119 PALANTI</b> Paolo	Audi RS3 DSG	231,8
31	<b>184 LANCELLOTTI</b> Mattia	Cupra Leon	231,8
32	<b>102 FANTILLI</b> Giorgio	Cupra Leon	231,8
33	<b>107 MARINO</b> Angelo	Audi RS3 DSG	231,8
34	<b>131 SILVESTRINI</b> Paolo Maria	Audi RS3 DSG	231,3
35	<b>115 FOGLIA</b> Gabriele	Cupra Leon	230,8
36	<b>111 ROCCADELLI</b> Matteo	Cupra Leon	230,3
37	<b>191 FRANCA</b> Luca	Audi RS3 DSG	229,8
38	<b>185 LISI</b> Alessandro	Cupra Leon	229,3
39	<b>161 DESIDERIO</b> Federico	Volkswagen Golf DSG	228,8
40	<b>167 FAZIOLI</b> Andrea	Cupra Leon	228,8
41	<b>123 ANTONELLO</b> Fabio	Cupra Leon	227,8
42	<b>174 ALCIDI</b> Alessandro	Volkswagen Golf DSG	226,4
43	<b>127 PALAZZO</b> Andrea	Audi RS3 DSG	225,9
44	<b>155 CAMLIDAG</b> Temel	Audi RS3 DSG	225,9
45	<b>178 BERTON</b> Alessandro	Cupra Leon	126,0



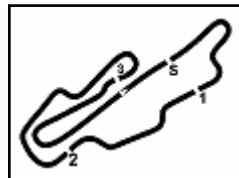


# ACI Racing Weekend Mugello, 13-14 Luglio 2024

## TCR Italy - Best Sectors & Speed Prove Libere 1

SEG. 1			SEG. 2			SEG. 3			SEG. 4						
1	95	ALESSI Pietro	28.216	1	76	LEY Alex	23.321	1	4	TAVANO Salvatore	36.734	1	76	LEY Alex	28.256
2	11	ROCCA Paolo	28.254	2	97	PARK Junesung	23.407	2	81	REDUZZI Damiano	36.849	2	11	ROCCA Paolo	28.272
3	64	LOSONCZY Levente	28.259	3	7	KIM Hwarang	23.409	3	27	VOLT Ruben	36.902	3	12	COVINI Gabriele	28.297
4	76	LEY Alex	28.286	4	87	PARK Junui	23.414	4	11	ROCCA Paolo	36.903	4	9	POLONI Matteo	28.417
5	87	PARK Junui	28.292	5	11	ROCCA Paolo	23.433	5	95	ALESSI Pietro	36.960	5	8	BALDAN Nicola	28.443
6	27	VOLT Ruben	28.300	6	8	BALDAN Nicola	23.628	6	67	PELLEGRINI Marco	36.991	6	7	KIM Hwarang	28.457
7	7	KIM Hwarang	28.379	7	12	COVINI Gabriele	23.645	7	17	TAYLOR Nicolas	37.035	7	4	TAVANO Salvatore	28.460
8	8	BALDAN Nicola	28.387	8	67	PELLEGRINI Marco	23.647	8	7	KIM Hwarang	37.130	8	87	PARK Junui	28.482
9	17	TAYLOR Nicolas	28.428	9	64	LOSONCZY Levente	23.714	9	44	IMBERTI Michele	37.135	9	27	VOLT Ruben	28.518
10	4	TAVANO Salvatore	28.446	10	4	TAVANO Salvatore	23.735	10	87	PARK Junui	37.149	10	82	CIMENES Jacopo	28.527
11	82	CIMENES Jacopo	28.448	11	44	IMBERTI Michele	23.749	11	8	BALDAN Nicola	37.155	11	69	FOSSATI Tommaso	28.562
12	9	POLONI Matteo	28.498	12	17	TAYLOR Nicolas	23.756	12	9	POLONI Matteo	37.251	12	64	LOSONCZY Levente	28.563
13	90	BABUIN Denis	28.518	13	27	VOLT Ruben	23.781	13	82	CIMENES Jacopo	37.263	13	72	PELATTI Sandro	28.563
14	44	IMBERTI Michele	28.595	14	82	CIMENES Jacopo	23.803	14	72	PELATTI Sandro	37.289	14	95	ALESSI Pietro	28.599
15	72	PELATTI Sandro	28.606	15	95	ALESSI Pietro	23.877	15	97	PARK Junesung	37.305	15	17	TAYLOR Nicolas	28.600
16	81	REDUZZI Damiano	28.633	16	9	POLONI Matteo	23.911	16	64	LOSONCZY Levente	37.312	16	5	BARBERINI Cosimo	28.624
17	5	BARBERINI Cosimo	28.671	17	90	BABUIN Denis	23.988	17	5	BARBERINI Cosimo	37.321	17	67	PELLEGRINI Marco	28.638
18	67	PELLEGRINI Marco	28.672	18	5	BARBERINI Cosimo	24.023	18	10	PAOLINO Federico	37.322	18	90	BABUIN Denis	28.659
19	38	BARBERI Filippo	28.686	19	81	REDUZZI Damiano	24.023	19	12	COVINI Gabriele	37.328	19	10	PAOLINO Federico	28.669
20	69	FOSSATI Tommaso	28.686	20	72	PELATTI Sandro	24.048	20	76	LEY Alex	37.352	20	81	REDUZZI Damiano	28.712
21	97	PARK Junesung	28.692	21	10	PAOLINO Federico	24.119	21	90	BABUIN Denis	37.359	21	3	GURRIERI Raffaele	28.750
22	10	PAOLINO Federico	28.727	22	69	FOSSATI Tommaso	24.136	22	191	FRANCA Luca	37.436	22	38	BARBERI Filippo	28.779
23	12	COVINI Gabriele	28.745	23	38	BARBERI Filippo	24.209	23	91	MARTINEZ Luciano	37.611	23	91	MARTINEZ Luciano	28.871
24	3	GURRIERI Raffaele	28.935	24	144	SCIONTI Federico	24.261	24	38	BARBERI Filippo	37.612	24	44	IMBERTI Michele	28.893
25	111	ROCCADELLI Matteo	29.025	25	111	ROCCADELLI Matteo	24.333	25	69	FOSSATI Tommaso	37.676	25	144	SCIONTI Federico	29.214
26	91	MARTINEZ Luciano	29.030	26	24	CITERA Antonio	24.383	26	24	CITERA Antonio	37.887	26	24	CITERA Antonio	29.293
27	24	CITERA Antonio	29.067	27	191	FRANCA Luca	24.408	27	111	ROCCADELLI Matteo	37.911	27	139	VERDI Luca	29.327
28	191	FRANCA Luca	29.181	28	3	GURRIERI Raffaele	24.433	28	144	SCIONTI Federico	37.950	28	184	LANCELLOTTI Mattia	29.457
29	184	LANCELLOTTI Mattia	29.286	29	119	PALANTI Paolo	24.490	29	139	VERDI Luca	38.017	29	111	ROCCADELLI Matteo	29.485
30	144	SCIONTI Federico	29.292	30	184	LANCELLOTTI Mattia	24.560	30	184	LANCELLOTTI Mattia	38.097	30	191	FRANCA Luca	29.498
31	139	VERDI Luca	29.327	31	91	MARTINEZ Luciano	24.599	31	115	FOGLIA Gabriele	38.125	31	97	PARK Junesung	29.539
32	131	SILVESTRINI Paolo Maria	29.350	32	131	SILVESTRINI Paolo Maria	24.619	32	3	GURRIERI Raffaele	38.126	32	129	DAMANTE Emilio	29.595
33	161	DESIDERIO Federico	29.358	33	107	MARINO Angelo	24.642	33	161	DESIDERIO Federico	38.222	33	119	PALANTI Paolo	29.619
34	107	MARINO Angelo	29.381	34	115	FOGLIA Gabriele	24.742	34	131	SILVESTRINI Paolo Maria	38.414	34	107	MARINO Angelo	29.623
35	119	PALANTI Paolo	29.416	35	161	DESIDERIO Federico	24.790	35	119	PALANTI Paolo	38.414	35	115	FOGLIA Gabriele	29.632
36	115	FOGLIA Gabriele	29.478	36	139	VERDI Luca	24.920	36	107	MARINO Angelo	38.526	36	131	SILVESTRINI Paolo Maria	29.679
37	129	DAMANTE Emilio	29.511	37	129	DAMANTE Emilio	24.954	37	167	FAZIOLI Andrea	38.701	37	102	FANTILLI Giorgio	29.722
38	102	FANTILLI Giorgio	29.786	38	102	FANTILLI Giorgio	25.128	38	102	FANTILLI Giorgio	38.905	38	161	DESIDERIO Federico	29.793
39	185	LISI Alessandro	29.804	39	123	ANTONELLO Fabio	25.206	39	129	DAMANTE Emilio	39.079	39	167	FAZIOLI Andrea	29.826
40	123	ANTONELLO Fabio	29.864	40	167	FAZIOLI Andrea	25.221	40	127	PALAZZO Andrea	39.090	40	185	LISI Alessandro	29.852
41	127	PALAZZO Andrea	29.921	41	127	PALAZZO Andrea	25.534	41	123	ANTONELLO Fabio	39.433	41	123	ANTONELLO Fabio	30.174
42	167	FAZIOLI Andrea	29.961	42	185	LISI Alessandro	25.639	42	185	LISI Alessandro	39.725	42	127	PALAZZO Andrea	30.182
43	174	ALCIDI Alessandro	30.177	43	174	ALCIDI Alessandro	25.936	43	174	ALCIDI Alessandro	40.723	43	174	ALCIDI Alessandro	30.569
44	155	CAMLIDAG Temel	30.695	44	155	CAMLIDAG Temel	26.190	44	155	CAMLIDAG Temel	40.969	44	155	CAMLIDAG Temel	30.858
				45	178	BERTON Alessandro	33.827	45	178	BERTON Alessandro	49.009				





# ACI Racing Weekend Mugello, 13-14 Luglio 2024

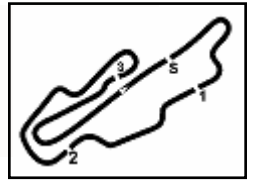
## TCR Italy - Ideal Time Prove Libere 1

 Aut.Int. Mugello 5.245 m  
**1 / 2**

Num.	Conduttore	Auto	Seg. 1	Seg. 2	Seg. 3	Seg. 4	Ideal Time		
			Diff. 1	Diff. 2	Diff. 3	Diff. 4	Miglior Giro	Pos.	Diff.
1	<b>11</b> ROCCA P. (ITA)	Honda Civic FL5	28.254 +0.103	23.433 +0.077	36.903 +0.199	28.272 +0.024	<b>1'56.862</b> 1'57.265	1	0.403
2	<b>76</b> LEY A. (GBR)	Hyundai Elantra N	28.286	<b>23.321</b>	37.352 +0.211	<b>28.256</b> +0.157	<b>1'57.215</b> 1'57.583	4	0.368
3	<b>87</b> PARK J. (KOR)	Hyundai Elantra N	28.292	23.417	37.149	28.482	<b>1'57.340</b> 1'57.340	2	
4	<b>7</b> KIM H. (KOR)	Hyundai Elantra N	28.379 +0.042	23.409 +0.526	37.130	28.457	<b>1'57.375</b> 1'57.943	5	0.568
5	<b>4</b> TAVANO S. (ITA)	Cupra Leon VZ	28.446	23.735	<b>36.734</b> +0.499	28.460 +0.186	<b>1'57.375</b> 1'58.060	8	0.685
6	<b>27</b> VOLT R. (EST)	Honda Civic FL5	28.300	23.781	36.902	28.518	<b>1'57.501</b> 1'57.501	3	
7	<b>8</b> BALDAN N. (ITA)	Audi RS3 LMS	28.387 +0.139	23.628 +0.220	37.155 +0.115	28.443 +0.022	<b>1'57.613</b> 1'58.109	9	0.496
8	<b>95</b> ALESSI P. (ITA)	Audi RS3 LMS	<b>28.216</b>	23.877 +0.214	36.960 +0.569	28.599 +0.159	<b>1'57.652</b> 1'58.594	16	0.942
9	<b>17</b> TAYLOR N. (CAN)	Audi RS3 LMS	28.428 +0.075	23.756	37.035 +0.122	28.600 +0.109	<b>1'57.819</b> 1'58.125	10	0.306
10	<b>64</b> LOSONCZY L. (HUN)	Honda Civic FL5	28.259 +0.004	23.714 +0.193	37.312	28.563	<b>1'57.848</b> 1'58.045	7	0.197
11	<b>67</b> PELLEGRINI M. (ITA)	Audi RS3 LMS	28.672 +0.038	23.647 +0.092	36.991	28.638 +0.465	<b>1'57.948</b> 1'58.543	14	0.595
12	<b>12</b> COVINI G. (ITA)	Hyundai Elantra N	28.745	23.645	37.328 +0.013	28.297	<b>1'58.015</b> 1'58.028	6	0.013
13	<b>82</b> CIMENES J. (ITA)	Honda Civic FL5	28.448 +0.189	23.803	37.263 +0.061	28.527 +0.129	<b>1'58.041</b> 1'58.420	13	0.379
14	<b>9</b> POLONI M. (ITA)	Audi RS3 LMS	28.498	23.911	37.251 +0.266	28.417	<b>1'58.077</b> 1'58.343	11	0.266
15	<b>81</b> REDUZZI D. (ITA)	Hyundai Elantra N	28.633 +0.014	24.023 +0.134	36.849	28.712 +0.023	<b>1'58.217</b> 1'58.388	12	0.171
16	<b>44</b> IMBERTI M. (ITA)	Hyundai Elantra N	28.595	23.749 +0.011	37.135	28.893 +0.190	<b>1'58.372</b> 1'58.573	15	0.201
17	<b>72</b> PELATTI S. (ITA)	Audi RS3 LMS	28.606 +0.001	24.048 +0.133	37.289 +0.248	28.563 +0.019	<b>1'58.506</b> 1'58.907	18	0.401
18	<b>90</b> BABUIN D. (ITA)	Audi RS3 LMS	28.518 +0.330	23.988	37.359 +0.381	28.659 +0.026	<b>1'58.524</b> 1'59.261	20	0.737
19	<b>5</b> BARBERINI C. (ITA)	Cupra Leon Competition	28.671 +0.076	24.023	37.321 +0.316	28.624	<b>1'58.639</b> 1'59.031	19	0.392
20	<b>10</b> PAOLINO F. (ITA)	Hyundai Elantra N	28.727	24.119	37.322	28.669	<b>1'58.837</b> 1'58.837	17	
21	<b>97</b> PARK J. (KOR)	Hyundai Elantra N	28.692 +0.552	23.407	37.305	29.539 +2.945	<b>1'58.943</b> 2'02.440	33	3.497
22	<b>69</b> FOSSATI T. (ITA)	Audi RS3 LMS	28.686 +0.203	24.136 +0.032	37.676 +0.218	28.562 +0.136	<b>1'59.060</b> 1'59.649	22	0.589
23	<b>38</b> BARBERI F. (ITA)	Audi RS3 LMS	28.686	24.209	37.612	28.779 +0.108	<b>1'59.286</b> 1'59.394	21	0.108
24	<b>91</b> MARTINEZ L. (ARG)	Audi RS3 LMS	29.030 +0.037	24.599	37.611 +1.078	28.871 +0.172	<b>2'00.111</b> 2'01.398	28	1.287
25	<b>3</b> GURRIERI R. (ITA)	Cupra Leon VZ	28.935 +0.022	24.433 +0.089	38.126	28.750	<b>2'00.244</b> 2'00.355	23	0.111
26	<b>191</b> FRANCA L. (ITA)	Audi RS3 DSG	29.181	24.408	37.436	29.498 +0.042	<b>2'00.523</b> 2'00.565	24	0.042
27	<b>24</b> CITERA A. (AUT)	Honda Civic FK7	29.067 +0.279	24.383 +0.334	37.887	29.293	<b>2'00.630</b> 2'01.243	27	0.613
28	<b>144</b> SCIONTI F. (ITA)	Cupra Leon	29.292	24.261	37.950	29.214 +0.189	<b>2'00.717</b> 2'00.906	25	0.189
29	<b>111</b> ROCCADELLI M. (ITA)	Cupra Leon	29.025	24.333 +0.084	37.911 +0.199	29.485 +0.162	<b>2'00.754</b> 2'01.199	26	0.445
30	<b>184</b> LANCELLOTTI M. (ITA)	Cupra Leon	29.286 +0.043	24.560	38.097 +0.493	29.457 +0.118	<b>2'01.400</b> 2'02.054	30	0.654
31	<b>139</b> VERDI L. (ITA)	Audi RS3 DSG	29.327 +0.190	24.920 +0.049	38.017	29.327	<b>2'01.591</b> 2'01.830	29	0.239
32	<b>119</b> PALANTI P. (ITA)	Audi RS3 DSG	29.416 +0.083	24.490	38.414 +0.337	29.619 +0.241	<b>2'01.939</b> 2'02.600	35	0.661
33	<b>115</b> FOGLIA G. (ITA)	Cupra Leon	29.478 +0.047	24.742 +0.129	38.125	29.632 +0.565	<b>2'01.977</b> 2'02.718	36	0.741

12/07/2024





# ACI Racing Weekend Mugello, 13-14 Luglio 2024

## TCR Italy - Ideal Time Prove Libere 1

 Aut.Int. Mugello 5.245 m  
**2 / 2**

Num. Conduattore	Auto	Seg. 1	Seg. 2	Seg. 3	Seg. 4	Ideal Time		
		Diff. 1	Diff. 2	Diff. 3	Diff. 4	Miglior Giro	Pos.	Diff.
34 <b>131 SILVESTRINI P.</b> (ITA)	Audi RS3 DSG	29.350	24.619	38.414	29.679 +0.065	<b>2'02.062</b>	31	0.065
35 <b>161 DESIDERIO F.</b> (ITA)	Volkswagen Golf DSG	29.358	24.790	38.222	29.793	<b>2'02.163</b>	32	
36 <b>107 MARINO A.</b> (ITA)	Audi RS3 DSG	29.381 +0.227	24.642 +0.024	38.526	29.623 +0.156	<b>2'02.172</b>	34	0.407
37 <b>129 DAMANTE E.</b> (ITA)	Cupra Leon	29.511 +0.129	24.954 +0.529	39.079 +0.091	29.595 +0.279	<b>2'03.139</b>	39	1.028
38 <b>102 FANTILLI G.</b> (ITA)	Cupra Leon	29.786	25.128 +0.130	38.905	29.722 +0.250	<b>2'03.541</b>	37	0.380
39 <b>167 FAZIOLI A.</b> (ITA)	Cupra Leon	29.961 +0.031	25.221 +0.061	38.701	29.826 +0.177	<b>2'03.709</b>	38	0.269
40 <b>123 ANTONELLO F.</b> (ITA)	Cupra Leon	29.864 +0.538	25.206	39.433 +0.429	30.174	<b>2'04.677</b>	42	0.967
41 <b>127 PALAZZO A.</b> (ITA)	Audi RS3 DSG	29.921 +0.091	25.534 +0.047	39.090 +0.085	30.182 +0.048	<b>2'04.727</b>	40	0.271
42 <b>185 LISI A.</b> (ITA)	Cupra Leon	29.804 +0.232	25.639	39.725	29.852 +0.189	<b>2'05.020</b>	41	0.421
43 <b>155 CAMLIDAG T.</b> (TUR)	Audi RS3 DSG	30.695	26.190 +0.538	40.969 +3.479	30.858 +0.322	<b>2'08.712</b>	43	4.339
<b>174 ALCIDI A.</b> (ITA)	Volkswagen Golf DSG					2'13.051		
<b>178 BERTON A.</b> (ITA)	Cupra Leon							
<b>Ideal Time Assoluto</b>		28.216	23.321	36.734	28.256	<b>1'56.527</b>		



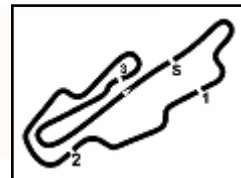












Aut.Int. Mugello 5.245 m

**ACI Racing Weekend Mugello, 13-14 Luglio 2024**
**TCR Italy - Analisi Tempi Prove Libere 1**
**5 / 6**

2	46.599	34.180	54.474	38.266	2'53.519P	113,9	9:22'44.548	3	35.262	29.638	44.358	31.728	2'20.986	172,0	9:25'07.806
3	34.591	27.886	41.579	30.620	2'14.676	187,5	9:24'59.224	4	30.930	27.012	42.255	2'14.026	3'54.223P	225,9	9:29'02.029
4	29.855	24.892	38.660	29.892	2'03.299	227,4	9:27'02.523	5	38.405	27.963	40.144	30.529	2'17.041P	145,0	9:31'19.070
5	<b>29.350</b>	<b>24.619</b>	<b>38.414</b>	29.744	<b>2'02.127</b>	229,8	9:29'04.650	6	30.088	27.849	40.437	30.244	2'08.618	225,9	9:33'27.688
6	30.180	24.642	38.577	<b>29.679</b>	2'03.078	<b>231,3</b>	9:31'07.728	7	29.617	25.243	38.906	29.859	2'03.625	227,8	9:35'31.313
7	30.525				10'37.165P	230,8	9:41'44.893	8	29.506	24.978	1'00.599	1'01.720	2'56.803	226,9	9:38'28.116
8	40.035	27.196	39.506	30.698	2'17.435P	146,7	9:44'02.328	9	56.878	46.575	1'05.702	31.082	3'20.237	80,5	9:41'48.353
9	29.764	24.959	38.746	30.056	2'03.525	228,8	9:46'05.853	10	29.841	25.372	39.208	30.102	2'04.523	226,4	9:43'52.876
10	29.805	25.016	39.021	30.542	2'04.384	226,9	9:48'10.237	11	29.460	24.870	38.823	30.159	2'03.312	<b>228,8</b>	9:45'56.188
11	30.471				1'45.192P	225,0	9:49'55.429	12	<b>29.358</b>	<b>24.790</b>	<b>38.222</b>	<b>29.793</b>	<b>2'02.163</b>	<b>228,8</b>	9:47'58.351
								13	29.743	24.820	38.781	29.998	2'03.342	<b>228,8</b>	9:50'01.693

**139 L. VERDI (2'01.830)**

Giro	Seg.1	Seg.2	Seg.3	Seg.4	T. Giro	km/h	Local Time
1							
2	41.962	28.717	45.725	33.128	2'29.532P	129,2	9:22'37.787
3	30.089	26.724	41.564	30.994	2'09.371	233,3	9:24'47.158
4	29.353	25.351	38.841	29.551	2'03.096	231,8	9:26'50.254
5	29.517	24.969	<b>38.017</b>	<b>29.327</b>	<b>2'01.830</b>	<b>235,8</b>	9:28'52.084
6	<b>29.327</b>				2'48.447P	233,8	9:31'40.531
7	43.700	25.589	40.837	29.903	2'20.029P	114,7	9:34'00.560
8	29.525	25.422	38.777	29.371	2'03.095	234,3	9:36'03.655
9	30.204				4'13.059P	233,8	9:40'16.714
10	44.731	27.418	39.559	29.676	2'21.384P	106,8	9:42'38.098
11	29.412	25.459	38.603	29.538	2'03.012	231,8	9:44'41.110
12	30.113	<b>24.920</b>	38.972	29.705	2'03.710	231,8	9:46'44.820
13	29.408	25.020	38.312	29.647	2'02.387	231,3	9:48'47.207
14	33.864	32.032	46.405			225,5	

**167 A. FAZIOLI (2'03.978)**

Giro	Seg.1	Seg.2	Seg.3	Seg.4	T. Giro	km/h	Local Time
1							
2	49.049	32.667	47.479	33.525	2'42.720P	115,3	9:23'24.842
3	31.962	27.515	40.968	30.761	2'11.206	221,8	9:25'36.048
4	30.247	25.650	39.342	30.315	2'05.554	223,6	9:27'41.602
5	29.992	25.282	<b>38.701</b>	30.003	<b>2'03.978</b>	224,5	9:29'45.580
6	30.651	29.064	46.729	32.456	2'18.900	224,1	9:32'04.480
7	<b>29.961</b>	25.779	39.485	30.190	2'05.415	227,4	9:34'09.895
8	30.045	26.895	39.956	5'41.452	7'18.348P	224,5	9:41'28.243
9	42.704	27.801	41.138	31.241	2'22.884P	136,0	9:43'51.127
10	30.157	25.388	40.348	<b>29.826</b>	2'05.719	225,5	9:45'56.846
11	30.234	<b>25.221</b>	39.567	30.156	2'05.178	<b>228,8</b>	9:48'02.024
12	29.976	25.365	39.132	29.970	2'04.443	225,5	9:50'06.467

**144 F. SCIONTI (2'00.906)**

Giro	Seg.1	Seg.2	Seg.3	Seg.4	T. Giro	km/h	Local Time
1							
2	42.705	29.143	45.789	32.741	2'30.378P	138,1	9:22'53.395
3	30.752	26.067	39.744	31.005	2'07.568	227,4	9:25'00.963
4	29.857	25.049	38.385	29.294	2'02.585	234,3	9:27'03.548
5	29.316	24.676	38.066	<b>29.214</b>	2'01.272	<b>234,8</b>	9:29'04.820
6	29.361	24.356	37.984	29.683	2'01.384	233,8	9:31'06.204
7	29.433				2'49.721P	231,3	9:33'55.925
8	38.118	26.025	38.192	31.081	2'13.416P	150,2	9:36'09.341
9	46.021	1'02.742	1'32.008	1'23.526	4'44.297	230,8	9:40'53.638
10	46.007	29.099	39.275	34.214	2'28.595	108,9	9:43'22.233
11	29.377	24.381	37.966	29.314	2'01.038	230,8	9:45'23.271
12	<b>29.292</b>	<b>24.261</b>	<b>37.950</b>	29.403	<b>2'00.906</b>	230,3	9:47'24.177
13	29.466					230,3	

**174 A. ALCIDI**

Giro	Seg.1	Seg.2	Seg.3	Seg.4	T. Giro	km/h	Local Time
1							
2	44.111	30.216	46.185	32.228	2'32.740P	116,0	9:22'32.171
3	31.712	29.529	42.484	2'38.992	4'22.717P	225,5	9:26'54.888
4	42.437	26.568	<b>40.723</b>	<b>30.569</b>	2'20.297P	135,0	9:29'15.185
5	<b>30.177</b>	<b>25.936</b>	43.237	5'15.447	6'54.797P	<b>226,4</b>	9:36'09.982

**178 A. BERTON**

Giro	Seg.1	Seg.2	Seg.3	Seg.4	T. Giro	km/h	Local Time
1							
2	46.272	<b>33.827</b>	<b>49.009</b>	2'49.758	4'58.866P	111,1	9:25'29.359
3	42.636				8'23.379P	119,3	9:33'52.738
4	44.704				4'36.897P	<b>126,0</b>	9:38'29.635

**184 M. LANCELLOTTI (2'02.054)**

Giro	Seg.1	Seg.2	Seg.3	Seg.4	T. Giro	km/h	Local Time
1							
2	42.815	29.839	43.140	32.298	2'28.092P	120,3	9:22'56.922
3	30.616	25.944	38.995	30.044	2'05.599	222,2	9:25'02.521
4	30.123	25.034	<b>38.097</b>	<b>29.457</b>	2'02.711	<b>231,8</b>	9:27'05.232
5	<b>29.286</b>	24.573	38.659	29.658	2'02.176	<b>231,8</b>	9:29'07.408
6	29.329	<b>24.560</b>	38.590	29.575	<b>2'02.054</b>	231,3	9:31'09.462
7	29.843				2'30.986P	229,8	9:33'40.448
8	36.597	25.215	42.168	29.972	2'13.952P	153,6	9:35'54.400
9	29.748	40.926	1'19.584	1'03.069	3'33.327	229,3	9:39'27.727
10	52.036	34.889	47.861	30.832	2'45.618	84,7	9:42'13.345
11	29.669	24.908	38.361	29.758	2'02.696	229,8	9:44'16.041
12	29.495	24.885	39.414	29.721	2'03.515	228,3	9:46'19.556
13	29.512	24.634	39.594	30.042	2'03.782	229,8	9:48'23.338
14	29.742	25.007	39.154	29.832	2'03.735	230,3	9:50'27.073

**161 F. DESIDERIO (2'02.163)**

Giro	Seg.1	Seg.2	Seg.3	Seg.4	T. Giro	km/h	Local Time
1							
2	46.103	34.472	53.622	37.262	2'51.459P	132,2	9:22'46.820

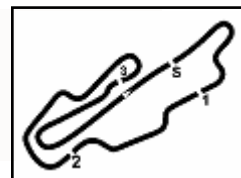
**185 A. LISI (2'05.441)**

Giro	Seg.1	Seg.2	Seg.3	Seg.4	T. Giro	km/h	Local Time
1							

12/07/2024 P = Box In/Out - C = Tempo Invalidato

Powered by FICr PERUGIA TIMING





Aut.Int. Mugello 5.245 m

6 / 6

## ACI Racing Weekend Mugello, 13-14 Luglio 2024

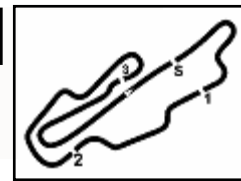
### TCR Italy - Analisi Tempi Prove Libere 1

2	49.534	32.752	49.233	32.407	2'43.926P	119,3	9:23'27.592
3	31.221	27.035	40.481	30.669	2'09.406	225,5	9:25'36.998
4	30.575	26.738	39.933	30.131	2'07.377	<b>229,3</b>	9:27'44.375
5	30.073	26.114	40.014	30.279	2'06.480	<b>229,3</b>	9:29'50.855
6	30.053	26.081	40.000	30.147	2'06.281	228,3	9:31'57.136
7	30.921	32.575	41.173	2'36.961	4'21.630P	228,3	9:36'18.766
8	58.996	46.731	1'31.870	1'20.526	4'38.123P	80,3	9:40'56.889
9	46.931	25.989	40.632	32.671	2'26.223	91,4	9:43'23.112
10	30.239	25.792	39.740	<b>29.852</b>	2'05.623	<b>229,3</b>	9:45'28.735
11	30.036	<b>25.639</b>	<b>39.725</b>	30.041	<b>2'05.441</b>	227,4	9:47'34.176
12	<b>29.804</b>	25.840	39.879	30.104	2'05.627	225,9	9:49'39.803

#### 191 L. FRANCA (2'00.565)

Giro	Seg.1	Seg.2	Seg.3	Seg.4	T. Giro	km/h	Local Time
1							
2	42.386	30.512	47.354	33.724	2'33.976P	144,4	9:22'14.444
3	30.132	25.528	38.463	29.762	2'03.885	226,9	9:24'18.329
4	29.374	24.626	37.965	29.811	2'01.776	227,4	9:26'20.105
5	<b>29.181</b>	<b>24.408</b>	<b>37.436</b>	29.540	<b>2'00.565</b>	227,8	9:28'20.670
6	31.211	26.474	39.783	2'06.461	3'43.929P	224,1	9:32'04.599
7	41.111	26.011	39.322	30.133	2'16.577P	146,3	9:34'21.176
8	29.565	24.464	38.242	29.675	2'01.946	229,3	9:36'23.122
9	41.632				4'53.681P	179,4	9:41'16.803
10	41.750	28.378	47.066	29.848	2'27.042P	122,2	9:43'43.845
11	29.342	24.687	37.822	<b>29.498</b>	2'01.349	229,3	9:45'45.194
12	29.296	26.234	41.400	30.676	2'07.606	<b>229,8</b>	9:47'52.800
13	29.315	24.587	38.488	29.540	2'01.930	228,8	9:49'54.730





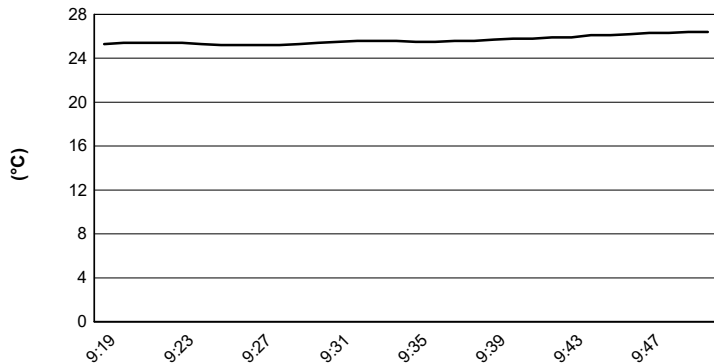
Aut.Int. Mugello 5.245 m

**ACI Racing Weekend Mugello, 13-14 Luglio 2024**

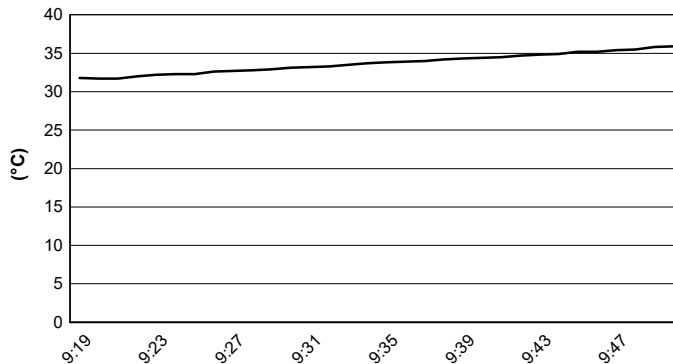
**TCR Italy - Meteo Prove Libere 1**

Session started 09:19 - Session ended 9:51

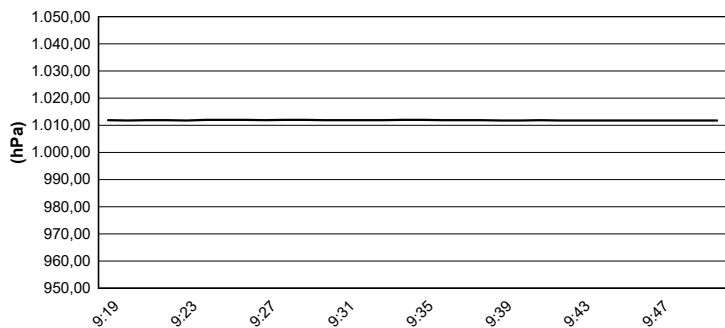
**Air Temperature**



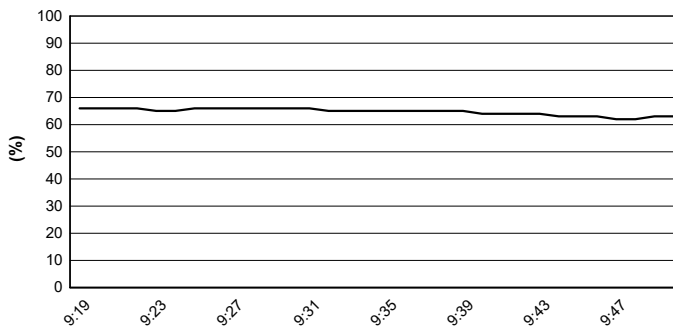
**Track Temperature**



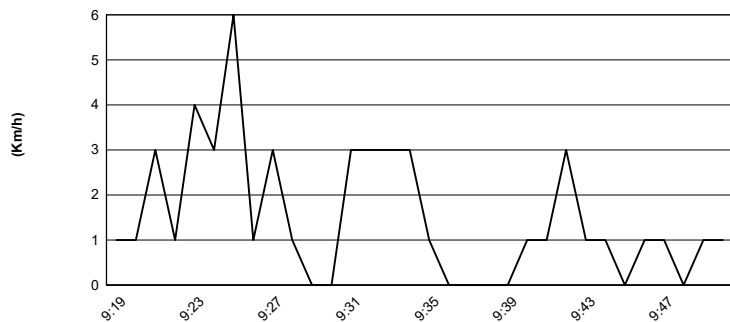
**Air Pressure**



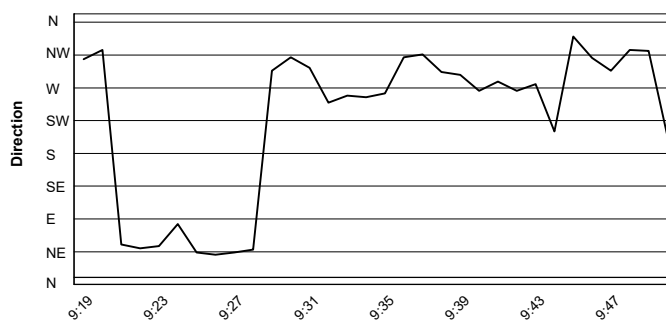
**Humidity**



**Wind Speed**



**Wind Direction**



12/07/2024

