
ACI Racing Weekend Imola, 7-8 Settembre 2024
TCR Italy - Classifica Prove Libere 2

Imola Circuit 4.909 m

1 / 2

Num.	Conduttore	Naz	Concorrente	Team	Auto	Classe	Tempo	Dist.	Rel.	Giri
1	9 POLONI Matteo	ITA	Poloni Matteo	Gear Works	Audi RS3 LMS		1'50.744			11
2	17 TAYLOR Nicolas	CAN	PMA Motorsport	PMA Motorsport	Audi RS3 LMS	UU	1'51.194	0.450	0.450	10
3	27 VOLT Ruben	EST	ALM Motorsport	ALM Motorsport	Honda Civic FL5	UU	1'51.326	0.582	0.132	12
4	76 LEY Alex	GBR	Target	Target	Hyundai Elantra N	UU	1'51.354	0.610	0.028	11
5	11 ROCCA Paolo	ITA	ALM Motorsport	ALM Motorsport	Honda Civic FL5	UU	1'51.535	0.791	0.181	11
6	8 BALDAN Nicola	ITA	Aikoa Racing	Aikoa Racing	Audi RS3 LMS	MA	1'51.787	1.043	0.252	10
7	95 ALESSI Pietro	ITA	BF Motorsport	BF Motorsport	Audi RS3 LMS	UU	1'51.883	1.139	0.096	12
8	97 PARK Junesung	KOR	Solite Indigo Racing	Solite Indigo Racing	Hyundai Elantra N		1'51.898	1.154	0.015	10
9	4 TAVANO Salvatore	ITA	Tavano Salvatore	Girasole	Cupra Leon VZ		1'51.921	1.177	0.023	9
10	81 REDUZZI Damiano	ITA	Reduzzi Damiano	Trico WRT	Hyundai Elantra N	MA	1'51.996	1.252	0.075	10
11	82 CIMENES Jacopo	ITA	MM Motorsport	MM Motorsport	Honda Civic FL5	UU	1'52.017	1.273	0.021	11
12	72 PELATTI Sandro	ITA	PMA Motorsport	PMA Motorsport	Audi RS3 LMS	MA	1'52.049	1.305	0.032	11
13	90 BABUIN Denis	ITA	Babuïn Denis	Planet Motorsport	Audi RS3 LMS	MA	1'52.371	1.627	0.322	11
14	91 MARTINEZ Luciano	ARG	MM Motorsport	MM Motorsport	Honda Civic FL5	UU	1'52.513	1.769	0.142	11
15	5 BARBERINI Cosimo	ITA	Barberini Cosimo	NOS	Cupra Leon VZ		1'52.528	1.784	0.015	11
16	44 IMBERTI Michele	ITA	Kombat Motorsport	Kombat Motorsport	Hyundai Elantra N		1'52.620	1.876	0.092	13
17	87 PARK Junui	KOR	Solite Indigo Racing	Solite Indigo Racing	Hyundai Elantra N	UU	1'52.724	1.980	0.104	9
18	38 BARBERI Filippo	ITA	Aikoa Racing	Aikoa Racing	Audi RS3 LMS	UU	1'52.774	2.030	0.050	11
19	12 COVINI Gabriele	ITA	BRC Racing Team	BRC Racing Team	Hyundai Elantra N	UU	1'52.830	2.086	0.056	12
20	10 PAOLINO Federico	ITA	Target	Target	Hyundai Elantra N		1'53.055	2.311	0.225	11
21	69 FOSSATI Tommaso	ITA	Fossati Tommaso	FOX Racing Team	Audi RS3 LMS	UU	1'53.554	2.810	0.499	13
22	67 PELLEGRINI Marco	ITA	MM Motorsport	MM Motorsport	Honda Civic FL5	MA	1'53.646	2.902	0.092	11
23	3 GURRIERI Raffaele	ITA	Gurrieri Raffaele	Girasole	Cupra Leon VZ	MA	1'54.635	3.891	0.989	10
24	191 FRANCA Luca	ITA	Aikoa Racing	Aikoa Racing	Audi RS3 DSG	TCDS	1'55.033	4.289	0.398	11
25	199 ZANIN Filippo Maria	ITA	Aikoa Racing	Aikoa Racing	Audi RS3 DSG	TCDS	1'55.620	4.876	0.587	9
26	131 SILVESTRINI Paolo Maria	ITA	Silvestrini Paolo Maria	Progetto E20	Audi RS3 DSG	TCDS	1'57.094	6.350	1.474	6
27	183 CASSARÀ Diego	ITA	Cassarà Diego	Progetto E20	Volkswagen Golf DSG	TCDS	1'57.213	6.469	0.119	12
28	139 VERDI Luca	ITA	Verdi Luca	Planet Motorsport	Audi RS3 DSG	TCDS	1'57.337	6.593	0.124	12
29	123 ANTONELLO Fabio	ITA	Antonello Fabio	RC Motorsport	Cupra Leon	TCDS	1'57.494	6.750	0.157	13
30	174 ALCIDI Alessandro	ITA	Alcidi Alessandro	Tuder Motorsport	Volkswagen Golf DSG	TCDS	1'57.614	6.870	0.120	8
31	24 CITERA Antonio	AUT	Citera Antonio	RTM Motorsport	Honda Civic FK7	MA	1'57.647	6.903	0.033	11
32	111 ROCCADELLI Matteo	ITA	Roccadelli Matteo		Cupra Leon	TCDS	1'57.772	7.028	0.125	4
33	105 BAGNOLI Fabio	ITA	Bagnoli Fabio	NOS	Volkswagen Golf DSG	TCDS	1'58.498	7.754	0.726	12
34	102 FANTILLI Giorgio	ITA	Fantilli Giorgio		Cupra Leon	TCDS	1'58.597	7.853	0.099	12
35	185 LISI Alessandro	ITA	Lisi Alessandro		Cupra Leon	TCDS	1'58.783	8.039	0.186	11
36	119 PALANTI Paolo	ITA	Aikoa Racing	Aikoa Racing	Audi RS3 DSG	TCDS	1'58.826	8.082	0.043	11
37	115 FOGLIA Gabriele	ITA	Foglia Gabriele		Cupra Leon	TCDS	1'58.984	8.240	0.158	12
38	167 FAZIOLI Andrea	ITA	Fazioli Andrea	Brothers in Arms	Cupra Leon	TCDS	1'59.176	8.432	0.192	11
39	22 SCHAFFER Stefan	DEU	Schafer Stefan	Schafer Motorsport	Volkswagen Golf GTI		1'59.701	8.957	0.525	12
40	184 LANCELLOTTI Mattia	ITA	Lancellotti Mattia		Cupra Leon	TCDS				1
41	129 DAMANTE Emilio	ITA	Damante Emilio	Brothers in Arms	Cupra Leon	TCDS				0
42	178 BERTON Alessandro	ITA	Berton Alessandro		Cupra Leon	TCDS				0

Umidità	64%	Aria	26°C
Condizioni	DRY	Pista	39°C

Direttore di Gara : Massimiliano Ghinassi

Direttore di Prova : Gianluca Marotta

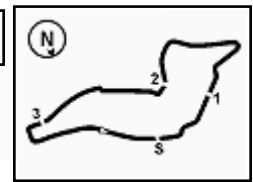
06/09/2024 Inizio 12:24 Fine 12:56

Esposta alle:





2.1



ACI Racing Weekend Imola, 7-8 Settembre 2024

TCR Italy - Classifica Prove Libere 2

Imola Circuit 4.909 m

2 / 2

Penalty and Infringement

12.41	FCY
12.46	Fine FCY - Green Flag

Fastest Laps Sequence

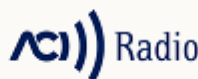
Num.	Concorrente	Naz	Team	Auto	Local Time	Tempo	Dist.	Media
76	A. LEY	GBR	Target	Hyundai Elantra N	12:28'40.985	1'55.595		152,882
76	A. LEY	GBR	Target	Hyundai Elantra N	12:30'33.454	1'52.469	-3.126	157,131
76	A. LEY	GBR	Target	Hyundai Elantra N	12:32'25.228	1'51.774	-0.695	158,108
76	A. LEY	GBR	Target	Hyundai Elantra N	12:50'21.239	1'51.541	-0.233	158,439
17	N. TAYLOR	CAN	PMA Motorsport	Audi RS3 LMS	12:50'26.348	1'51.210	-0.331	158,910
9	M. POLONI	ITA	Gear Works	Audi RS3 LMS	12:51'21.550	1'50.744	-0.466	159,579

Direttore di Gara : Massimiliano Ghinassi

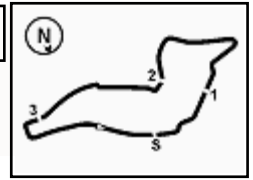
Direttore di Prova : Gianluca Marotta

06/09/2024	Inizio 12:24	Fine 12:56
------------	-----------------	---------------

Esposta alle:



Powered by FICr PERUGIA TIMING



ACI Racing Weekend Imola, 7-8 Settembre 2024

TCR Italy - Best Sectors & Speed Prove Libere 2

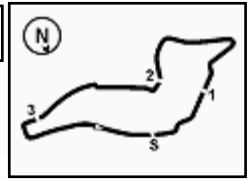
MIGLIOR GIRO

1	9 POLONI Matteo	Audi RS3 LMS	1'50.744
2	17 TAYLOR Nicolas	Audi RS3 LMS	1'51.194
3	27 VOLT Ruben	Honda Civic FL5	1'51.326
4	76 LEY Alex	Hvundai Elantra N	1'51.354
5	11 ROCCA Paolo	Honda Civic FL5	1'51.535
6	8 BALDAN Nicola	Audi RS3 LMS	1'51.787
7	95 ALESSI Pietro	Audi RS3 LMS	1'51.883
8	97 PARK Junesung	Hvundai Elantra N	1'51.898
9	4 TAVANO Salvatore	Cupra Leon VZ	1'51.921
10	81 REDUZZI Damiano	Hvundai Elantra N	1'51.996
11	82 CIMENES Jacopo	Honda Civic FL5	1'52.017
12	72 PELATTI Sandro	Audi RS3 LMS	1'52.049
13	90 BABUIN Denis	Audi RS3 LMS	1'52.371
14	91 MARTINEZ Luciano	Honda Civic FL5	1'52.513
15	5 BARBERINI Cosimo	Cupra Leon VZ	1'52.528
16	44 IMBERTI Michele	Hvundai Elantra N	1'52.620
17	87 PARK Junui	Hvundai Elantra N	1'52.724
18	38 BARBERI Filippo	Audi RS3 LMS	1'52.774
19	12 COVINI Gabriele	Hvundai Elantra N	1'52.830
20	10 PAOLINO Federico	Hvundai Elantra N	1'53.055
21	69 FOSSATI Tommaso	Audi RS3 LMS	1'53.554
22	67 PELLEGRINI Marco	Honda Civic FL5	1'53.646
23	3 GURRIERI Raffaele	Cupra Leon VZ	1'54.635
24	191 FRANCA Luca	Audi RS3 DSG	1'55.033
25	199 ZANIN Filippo Maria	Audi RS3 DSG	1'55.620
26	131 SILVESTRINI Paolo Maria	Audi RS3 DSG	1'57.094
27	183 CASSARÀ Diego	Volkswaen Golf DSG	1'57.213
28	139 VERDI Luca	Audi RS3 DSG	1'57.337
29	123 ANTONELLO Fabio	Cupra Leon	1'57.494
30	174 ALCIDI Alessandro	Volkswaen Golf DSG	1'57.614
31	24 CITERA Antonio	Honda Civic FK7	1'57.647
32	111 ROCCADELLI Matteo	Cupra Leon	1'57.772
33	105 BAGNOLI Fabio	Volkswaen Golf DSG	1'58.498
34	102 FANTILLI Giorgio	Cupra Leon	1'58.597
35	185 LISI Alessandro	Cupra Leon	1'58.783
36	119 PALANTI Paolo	Audi RS3 DSG	1'58.826
37	115 FOGLIA Gabriele	Cupra Leon	1'58.984
38	167 FAZIOLI Andrea	Cupra Leon	1'59.176
39	22 SCHAFER Stefan	Volkswaen Golf GTI	1'59.701
40	129 DAMANTE Emilio	Cupra Leon	
41	178 BERTON Alessandro	Cupra Leon	
42	184 LANCELLOTTI Mattia	Cupra Leon	

SPEED

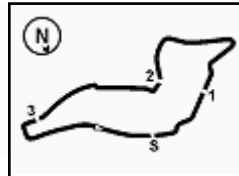
1	9 POLONI Matteo	Audi RS3 LMS	251,7
2	38 BARBERI Filippo	Audi RS3 LMS	248,8
3	81 REDUZZI Damiano	Hyundai Elantra N	248,3
4	82 CIMENES Jacopo	Honda Civic FL5	247,7
5	17 TAYLOR Nicolas	Audi RS3 LMS	247,1
6	90 BABUIN Denis	Audi RS3 LMS	247,1
7	11 ROCCA Paolo	Honda Civic FL5	247,1
8	69 FOSSATI Tommaso	Audi RS3 LMS	246,6
9	12 COVINI Gabriele	Hyundai Elantra N	246,6
10	8 BALDAN Nicola	Audi RS3 LMS	246,6
11	27 VOLT Ruben	Honda Civic FL5	246,6
12	4 TAVANO Salvatore	Cupra Leon VZ	246,6
13	72 PELATTI Sandro	Audi RS3 LMS	245,5
14	95 ALESSI Pietro	Audi RS3 LMS	244,3
15	44 IMBERTI Michele	Hyundai Elantra N	244,3
16	76 LEY Alex	Hyundai Elantra N	243,8
17	3 GURRIERI Raffaele	Cupra Leon VZ	243,8
18	5 BARBERINI Cosimo	Cupra Leon VZ	243,8
19	10 PAOLINO Federico	Hyundai Elantra N	243,2
20	91 MARTINEZ Luciano	Honda Civic FL5	242,7
21	67 PELLEGRINI Marco	Honda Civic FL5	242,2
22	191 FRANCA Luca	Audi RS3 DSG	241,6
23	87 PARK Junui	Hyundai Elantra N	241,6
24	97 PARK Junesung	Hyundai Elantra N	240,0
25	131 SILVESTRINI Paolo Maria	Audi RS3 DSG	237,4
26	199 ZANIN Filippo Maria	Audi RS3 DSG	236,8
27	185 LISI Alessandro	Cupra Leon	234,3
28	102 FANTILLI Giorgio	Cupra Leon	234,3
29	24 CITERA Antonio	Honda Civic FK7	233,8
30	123 ANTONELLO Fabio	Cupra Leon	233,8
31	115 FOGLIA Gabriele	Cupra Leon	233,8
32	111 ROCCADELLI Matteo	Cupra Leon	233,3
33	183 CASSARÀ Diego	Volkswagen Golf DSG	232,8
34	167 FAZIOLI Andrea	Cupra Leon	231,8
35	174 ALCIDI Alessandro	Volkswagen Golf DSG	231,8
36	105 BAGNOLI Fabio	Volkswagen Golf DSG	230,8
37	184 LANCELLOTTI Mattia	Cupra Leon	229,8
38	22 SCHAFER Stefan	Volkswagen Golf GTI	226,9
39	119 PALANTI Paolo	Audi RS3 DSG	226,4
40	139 VERDI Luca	Audi RS3 DSG	210,5





SEG. 1			SEG. 2			SEG. 3			SEG. 4						
1	90	BABUIN Denis	22.602	1	17	TAYLOR Nicolas	36.333	1	9	POLONI Matteo	31.124	1	9	POLONI Matteo	19.756
2	9	POLONI Matteo	22.850	2	27	VOLT Ruben	36.548	2	11	ROCCA Paolo	31.598	2	27	VOLT Ruben	19.760
3	17	TAYLOR Nicolas	22.987	3	76	LEY Alex	36.582	3	4	TAVANO Salvatore	31.623	3	17	TAYLOR Nicolas	19.762
4	27	VOLT Ruben	23.060	4	97	PARK Junesung	36.656	4	76	LEY Alex	31.633	4	76	LEY Alex	19.795
5	82	CIMENES Jacopo	23.111	5	9	POLONI Matteo	36.692	5	87	PARK Junui	31.669	5	81	REDUZZI Damiano	19.805
6	11	ROCCA Paolo	23.132	6	11	ROCCA Paolo	36.716	6	8	BALDAN Nicola	31.683	6	82	CIMENES Jacopo	19.812
7	87	PARK Junui	23.137	7	8	BALDAN Nicola	36.769	7	27	VOLT Ruben	31.686	7	8	BALDAN Nicola	19.834
8	91	MARTINEZ Luciano	23.144	8	87	PARK Junui	36.801	8	17	TAYLOR Nicolas	31.698	8	38	BARBERI Filippo	19.848
9	72	PELATTI Sandro	23.149	9	44	IMBERTI Michele	36.817	9	97	PARK Junesung	31.824	9	72	PELATTI Sandro	19.858
10	8	BALDAN Nicola	23.155	10	82	CIMENES Jacopo	36.849	10	72	PELATTI Sandro	31.931	10	12	COVINI Gabriele	19.869
11	81	REDUZZI Damiano	23.226	11	91	MARTINEZ Luciano	36.940	11	91	MARTINEZ Luciano	31.967	11	97	PARK Junesung	19.886
12	76	LEY Alex	23.235	12	4	TAVANO Salvatore	36.944	12	44	IMBERTI Michele	31.994	12	90	BABUIN Denis	19.917
13	95	ALESSI Pietro	23.259	13	81	REDUZZI Damiano	36.954	13	81	REDUZZI Damiano	31.998	13	5	BARBERINI Cosimo	19.922
14	4	TAVANO Salvatore	23.283	14	72	PELATTI Sandro	37.081	14	38	BARBERI Filippo	32.028	14	11	ROCCA Paolo	19.937
15	38	BARBERI Filippo	23.298	15	12	COVINI Gabriele	37.112	15	12	COVINI Gabriele	32.167	15	10	PAOLINO Federico	19.971
16	67	PELLEGRINI Marco	23.314	16	38	BARBERI Filippo	37.166	16	10	PAOLINO Federico	32.169	16	91	MARTINEZ Luciano	19.976
17	97	PARK Junesung	23.314	17	5	BARBERINI Cosimo	37.174	17	3	GURRIERI Raffaele	32.303	17	95	ALESSI Pietro	19.985
18	12	COVINI Gabriele	23.331	18	10	PAOLINO Federico	37.354	18	82	CIMENES Jacopo	32.461	18	4	TAVANO Salvatore	20.047
19	44	IMBERTI Michele	23.333	19	3	GURRIERI Raffaele	37.533	19	5	BARBERINI Cosimo	32.514	19	44	IMBERTI Michele	20.060
20	10	PAOLINO Federico	23.412	20	67	PELLEGRINI Marco	37.541	20	69	FOSSATI Tommaso	32.528	20	69	FOSSATI Tommaso	20.079
21	5	BARBERINI Cosimo	23.428	21	191	FRANCA Luca	37.665	21	67	PELLEGRINI Marco	32.600	21	87	PARK Junui	20.081
22	3	GURRIERI Raffaele	23.608	22	199	ZANIN Filippo Maria	37.946	22	191	FRANCA Luca	32.683	22	67	PELLEGRINI Marco	20.186
23	69	FOSSATI Tommaso	23.610	23	69	FOSSATI Tommaso	37.962	23	199	ZANIN Filippo Maria	32.716	23	3	GURRIERI Raffaele	20.276
24	191	FRANCA Luca	23.789	24	111	ROCCADELLI Matteo	38.217	24	183	CASSARÀ Diego	33.405	24	199	ZANIN Filippo Maria	20.515
25	199	ZANIN Filippo Maria	24.000	25	131	SILVESTRINI Paolo Maria	38.366	25	131	SILVESTRINI Paolo Maria	33.432	25	191	FRANCA Luca	20.603
26	131	SILVESTRINI Paolo Maria	24.155	26	24	CITERA Antonio	38.373	26	24	CITERA Antonio	33.449	26	111	ROCCADELLI Matteo	20.605
27	111	ROCCADELLI Matteo	24.304	27	183	CASSARÀ Diego	38.437	27	105	BAGNOLI Fabio	33.514	27	139	VERDI Luca	20.632
28	174	ALCIDI Alessandro	24.313	28	123	ANTONELLO Fabio	38.552	28	123	ANTONELLO Fabio	33.536	28	174	ALCIDI Alessandro	20.669
29	139	VERDI Luca	24.327	29	115	FOGLIA Gabriele	38.699	29	111	ROCCADELLI Matteo	33.544	29	123	ANTONELLO Fabio	20.693
30	123	ANTONELLO Fabio	24.337	30	119	PALANTI Paolo	38.710	30	102	FANTILLI Giorgio	33.580	30	102	FANTILLI Giorgio	20.696
31	24	CITERA Antonio	24.375	31	174	ALCIDI Alessandro	38.758	31	115	FOGLIA Gabriele	33.637	31	22	SCHAFER Stefan	20.704
32	102	FANTILLI Giorgio	24.396	32	95	ALESSI Pietro	38.762	32	119	PALANTI Paolo	33.856	32	24	CITERA Antonio	20.745
33	115	FOGLIA Gabriele	24.428	33	102	FANTILLI Giorgio	38.845	33	174	ALCIDI Alessandro	33.859	33	167	FAZIOLI Andrea	20.760
34	183	CASSARÀ Diego	24.481	34	105	BAGNOLI Fabio	39.107	34	185	LISI Alessandro	34.525	34	115	FOGLIA Gabriele	20.823
35	185	LISI Alessandro	24.518	35	22	SCHAFER Stefan	39.204	35	22	SCHAFER Stefan	34.535	35	185	LISI Alessandro	20.825
36	167	FAZIOLI Andrea	24.586	36	185	LISI Alessandro	40.136	36	95	ALESSI Pietro	36.780	36	183	CASSARÀ Diego	20.833
37	119	PALANTI Paolo	24.753	37	90	BABUIN Denis	40.599	37	167	FAZIOLI Andrea	37.135	37	131	SILVESTRINI Paolo Maria	20.958
38	105	BAGNOLI Fabio	24.814	38	167	FAZIOLI Andrea	40.902	38	184	LANCELLOTTI Mattia	38.416	38	105	BAGNOLI Fabio	20.991
39	22	SCHAFER Stefan	24.846	39	184	LANCELLOTTI Mattia	41.961	39	139	VERDI Luca	42.936	39	119	PALANTI Paolo	21.021
40	184	LANCELLOTTI Mattia	1'12.758	40	139	VERDI Luca	1'12.963	40	90	BABUIN Denis	57.742	40	184	LANCELLOTTI Mattia	21.865





ACI Racing Weekend Imola, 7-8 Settembre 2024

TCR Italy - Ideal Time Prove Libere 2

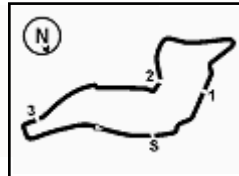
Imola Circuit 4.909 m

1 / 2

Num. Conducente	Auto	Seg. 1 Diff. 1	Seg. 2 Diff. 2	Seg. 3 Diff. 3	Seg. 4 Diff. 4	Ideal Time			
						Miglior Giro	Pos.	Diff.	
1	9 POLONI M. (ITA)	Audi RS3 LMS	22.850 +0.322	36.692	31.124	19.756	1'50.422 1'50.744	1	0.322
2	17 TAYLOR N. (CAN)	Audi RS3 LMS	22.987 +0.347	36.333	31.698	19.762 +0.067	1'50.780 1'51.194	2	0.414
3	27 VOLT R. (EST)	Honda Civic FL5	23.060	36.548 +0.272	31.686	19.760	1'51.054 1'51.326	3	0.272
4	76 LEY A. (GBR)	Hyundai Elantra N	23.235	36.582 +0.026	31.633	19.795 +0.083	1'51.245 1'51.354	4	0.109
5	11 ROCCA P. (ITA)	Honda Civic FL5	23.132 +0.018	36.716 +0.120	31.598	19.937 +0.014	1'51.383 1'51.535	5	0.152
6	8 BALDAN N. (ITA)	Audi RS3 LMS	23.155 +0.194	36.769	31.683 +0.103	19.834 +0.049	1'51.441 1'51.787	6	0.346
7	97 PARK J. (KOR)	Hyundai Elantra N	23.314 +0.065	36.656	31.824	19.886 +0.153	1'51.680 1'51.898	8	0.218
8	87 PARK J. (KOR)	Hyundai Elantra N	23.137 +0.515	36.801 +0.521	31.669	20.081	1'51.688 1'52.724	17	1.036
9	4 TAVANO S. (ITA)	Cupra Leon VZ	23.283	36.944	31.623	20.047 +0.024	1'51.897 1'51.921	9	0.024
10	81 REDUZZI D. (ITA)	Hyundai Elantra N	23.226	36.954	31.998 +0.013	19.805	1'51.983 1'51.996	10	0.013
11	72 PELATTI S. (ITA)	Audi RS3 LMS	23.149	37.081	31.931	19.858 +0.030	1'52.019 1'52.049	12	0.030
12	91 MARTINEZ L. (ARG)	Honda Civic FL5	23.144	36.940 +0.342	31.967 +0.144	19.976	1'52.027 1'52.513	14	0.486
13	44 IMBERTI M. (ITA)	Hyundai Elantra N	23.333 +0.162	36.817 +0.095	31.994 +0.149	20.060 +0.010	1'52.204 1'52.620	16	0.416
14	38 BARBERI F. (ITA)	Audi RS3 LMS	23.298	37.166	32.028 +0.434	19.848	1'52.340 1'52.774	18	0.434
15	12 COVINI G. (ITA)	Hyundai Elantra N	23.331 +0.264	37.112 +0.004	32.167 +0.001	19.869 +0.082	1'52.479 1'52.830	19	0.351
16	10 PAOLINO F. (ITA)	Hyundai Elantra N	23.412 +0.149	37.354	32.169	19.971	1'52.906 1'53.055	20	0.149
17	67 PELLEGRINI M. (ITA)	Honda Civic FL5	23.314	37.541	32.600 +1'00.860	20.186	1'53.641 1'53.646	22	0.005
18	3 GURRIERI R. (ITA)	Cupra Leon VZ	23.608 +0.215	37.533 +0.700	32.303	20.276	1'53.720 1'54.635	23	0.915
19	191 FRANCA L. (ITA)	Audi RS3 DSG	23.789 +0.275	37.665	32.683	20.603 +0.018	1'54.740 1'55.033	24	0.293
20	199 ZANIN F. (ITA)	Audi RS3 DSG	24.000 +0.149	37.946 +0.294	32.716	20.515	1'55.177 1'55.620	25	0.443
21	111 ROCCADELLI M. (ITA)	Cupra Leon	24.304 +0.969	38.217	33.544	20.605 +0.133	1'56.670 1'57.772	32	1.102
22	131 SILVESTRINI P. (ITA)	Audi RS3 DSG	24.155 +0.178	38.366	33.432	20.958 +0.005	1'56.911 1'57.094	26	0.183
23	24 CITERA A. (AUT)	Honda Civic FK7	24.375 +0.253	38.373 +0.339	33.449	20.745 +0.113	1'56.942 1'57.647	31	0.705
24	123 ANTONELLO F. (ITA)	Cupra Leon	24.337 +0.360	38.552	33.536 +1'03.253	20.693 +0.012	1'57.118 1'57.494	29	0.376
25	183 CASSARÀ D. (ITA)	Volkswagen Golf DSG	24.481	38.437	33.405	20.833 +0.057	1'57.156 1'57.213	27	0.057
26	102 FANTILLI G. (ITA)	Cupra Leon	24.396 +0.241	38.845	33.580 +1'03.787	20.696 +0.534	1'57.517 1'58.597	34	1.080
27	115 FOGLIA G. (ITA)	Cupra Leon	24.428 +0.244	38.699 +0.403	33.637 +0.509	20.823 +0.241	1'57.587 1'58.984	37	1.397
28	174 ALCIDI A. (ITA)	Volkswagen Golf DSG	24.313	38.758	33.859 +1'03.086	20.669	1'57.599 1'57.614	30	0.015
29	119 PALANTI P. (ITA)	Audi RS3 DSG	24.753 +0.305	38.710 +0.148	33.856	21.021 +0.033	1'58.340 1'58.826	36	0.486
30	105 BAGNOLI F. (ITA)	Volkswagen Golf DSG	24.814 +0.061	39.107	33.514	20.991 +0.011	1'58.426 1'58.498	33	0.072
31	22 SCHAFER S. (DEU)	Volkswagen Golf GTI	24.846	39.204	34.535 +0.412	20.704	1'59.289 1'59.701	39	0.412
	5 BARBERINI C. (ITA)	Cupra Leon VZ		Tratto Mancante			1'52.528		
	69 FOSSATI T. (ITA)	Audi RS3 LMS		Tratto Mancante			1'53.554		

06/09/2024





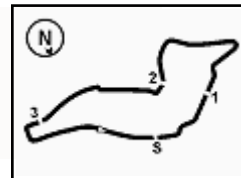
ACI Racing Weekend Imola, 7-8 Settembre 2024

TCR Italy - Ideal Time Prove Libere 2

 Imola Circuit 4.909 m
2 / 2

Num. Conduattore	Auto	Seg. 1	Seg. 2	Seg. 3	Seg. 4	Ideal Time		
		Diff. 1	Diff. 2	Diff. 3	Diff. 4	Miglior Giro	Pos.	Diff.
82 CIMENES J. (ITA)	Honda Civic FL5		Tratto Mancante			1'52.017		
90 BABUIN D. (ITA)	Audi RS3 LMS		Tratto Mancante			1'52.371		
95 ALESSI P. (ITA)	Audi RS3 LMS		Tratto Mancante			1'51.883		
129 DAMANTE E. (ITA)	Cupra Leon							
139 VERDI L. (ITA)	Audi RS3 DSG		Tratto Mancante			1'57.337		
167 FAZIOLI A. (ITA)	Cupra Leon		Tratto Mancante			1'59.176		
178 BERTON A. (ITA)	Cupra Leon							
184 LANCELLOTTI M. (ITA)	Cupra Leon							
185 LISI A. (ITA)	Cupra Leon		Tratto Mancante			1'58.783		
Ideal Time Assoluto		22.602	36.333	31.124	19.756	1'49.815		





Imola Circuit 4.909 m

5 / 5

10	25.721		20.875	2'00.926	224,1	12:48'54.084	9	42.685	1'07.826	1'02.528	52.282	3'45.321P	119,7	12:45'52.425
11	24.649		21.943	1'59.480	230,8	12:50'53.564	10	2'13.300	40.893	40.131	20.996	3'55.320P	154,1	12:49'47.745
12	24.865		20.760	1'59.176	227,8	12:52'52.740	11	24.064	37.665	32.683	20.621	1'55.033	240,5	12:51'42.778
							12	23.789	39.127	33.840	20.993	1'57.749	241,1	12:53'40.527

174 A. ALCIDI (1'57.614)

Giro	Seg.1	Seg.2	Seg.3	Seg.4	T. Giro	km/h	Local Time
1							
2	54.005	45.668	38.802	21.876	2'40.351P	117,9	12:26'43.369
3	26.414	40.365	36.005	21.044	2'03.828	193,9	12:28'47.197
4	24.839	39.488	33.859	20.803	1'58.989	226,4	12:30'46.186
5	24.514	38.758	33.895	20.768	1'57.935	228,8	12:32'44.121
6	24.864			20.781	1'58.356	228,8	12:34'42.477
7	24.616			21.251	1'58.461	229,3	12:36'40.938
8	24.313			20.669	1'57.614	230,8	12:38'38.552
9	24.890			2'11.826	3'55.124P	231,8	12:42'33.676

199 F. ZANIN (1'55.620)

Giro	Seg.1	Seg.2	Seg.3	Seg.4	T. Giro	km/h	Local Time
1							
2	28.969	42.468	38.723	24.316			123,6
3	2'09.779	43.652	36.961	20.953	3'51.345P	153,4	12:33'11.682
4	24.455	38.258	33.002	20.786	1'56.501	233,8	12:35'08.183
5	24.186	37.946	33.208	20.545	1'55.885	234,8	12:37'04.068
6	24.149	38.240	32.716	20.515	1'55.620	235,3	12:38'59.688
7	24.135	39.221	35.175	21.052	1'59.583	234,3	12:40'59.271
8	24.000	38.424	57.909	57.497	2'57.830P	236,8	12:43'57.101
9	3'56.697	41.431	34.429	21.019	5'33.576P	153,4	12:49'30.677
10	24.135	40.767	33.866	39.440	2'18.208P	234,8	12:51'48.885

183 D. CASSARÀ (1'57.213)

Giro	Seg.1	Seg.2	Seg.3	Seg.4	T. Giro	km/h	Local Time
1							
2	48.407	48.298	40.933	22.263	2'39.901P	144,0	12:27'30.741
3	25.532	39.473	34.327	21.424	2'00.756		12:29'31.497
4	25.005	39.824	34.982	21.532	2'01.343	214,3	12:31'32.840
5	24.901			21.100	1'59.055		12:33'31.895
6	24.786	39.039	33.777	21.043	1'58.645	230,3	12:35'30.540
7	25.538	39.404	34.589	3'06.101	4'45.632P	221,8	12:40'16.172
8	47.747	41.286	55.772	41.253	3'06.058P	116,1	12:43'22.230
9	54.362	1'11.611	1'06.017	21.767	3'33.757	80,4	12:46'55.987
10	25.296			21.059	2'01.351	216,0	12:48'57.338
11	25.725	43.796	34.119	20.954	2'04.594	220,9	12:51'01.932
12	24.699	38.881	33.647	20.833	1'58.060	228,8	12:52'59.992
13	24.481	38.437	33.405	20.890	1'57.213	232,8	12:54'57.205

184 M. LANCELLOTTI

Giro	Seg.1	Seg.2	Seg.3	Seg.4	T. Giro	km/h	Local Time
1							
2	43.552	41.961	38.416	21.865	2'25.794P	153,2	12:27'25.842

185 A. LISI (1'58.783)

Giro	Seg.1	Seg.2	Seg.3	Seg.4	T. Giro	km/h	Local Time
1							
2	43.735			21.967	2'24.949P	153,4	12:27'27.111
3	25.212			22.314	2'02.394	230,8	12:29'29.505
4	25.376	40.666	42.323	21.386	2'09.751	227,4	12:31'39.256
5	25.266			21.124	2'00.466	227,8	12:33'39.722
6	24.648			20.846	1'58.783	234,3	12:35'38.505
7	25.042			2'01.348	3'48.529P	230,8	12:39'27.034
8	41.793			21.474	2'23.607P	158,4	12:41'50.641
9	36.384	1'10.561	1'05.036	40.909	3'32.890	227,8	12:45'23.531
10	54.995	40.136	34.525	21.077	2'30.733	79,6	12:47'54.264
11	24.968			20.825	1'58.959	230,8	12:49'53.223
12	24.573			21.065	1'59.331	229,3	12:51'52.554

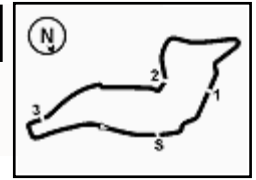
191 L. FRANCA (1'55.033)

Giro	Seg.1	Seg.2	Seg.3	Seg.4	T. Giro	km/h	Local Time
1							
2	1'57.725	40.371	33.815	20.799	3'32.710P	154,1	12:30'26.969
3	24.206	38.111	32.907	20.892	1'56.116	238,4	12:32'23.085
4	24.478	38.204	33.423	20.820	1'56.925	238,9	12:34'20.010
5	24.382	37.896	33.012	20.603	1'55.893	241,1	12:36'15.903
6	24.678	37.895	33.152	20.674	1'56.399	241,6	12:38'12.302
7	24.031	37.967	32.821	20.623	1'55.442	241,1	12:40'07.744
8	23.995	38.057	33.012	24.296	1'59.360	241,1	12:42'07.104

06/09/2024

P = Box In/Out - C = Tempo Invalidato





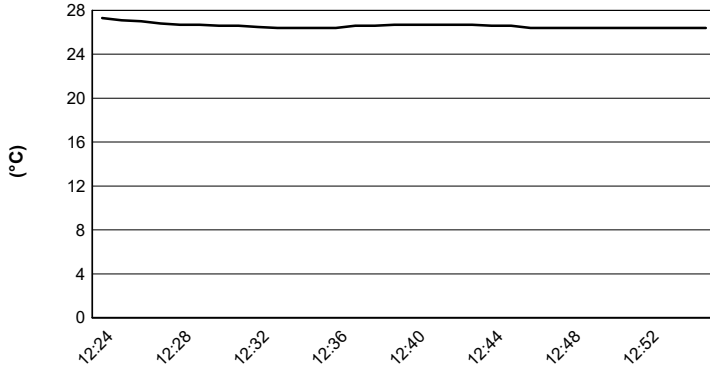
Imola Circuit 4.909 m

ACI Racing Weekend Imola, 7-8 Settembre 2024

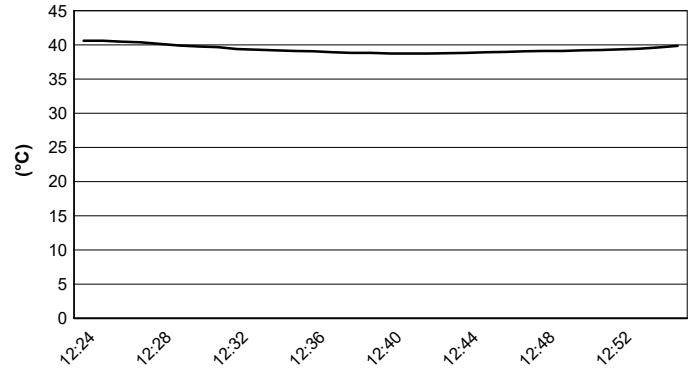
TCR Italy - Meteo Prove Libere 2

Session started 12:24 - Session ended 12:56

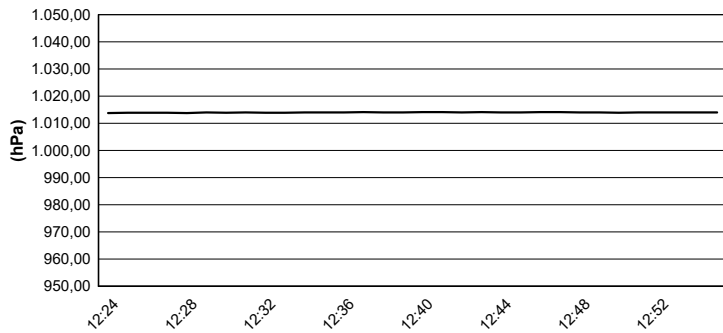
Air Temperature



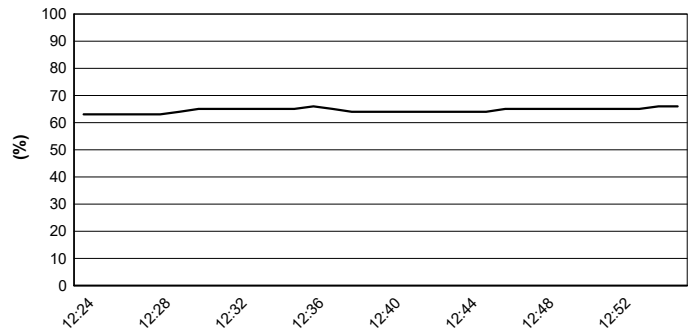
Track Temperature



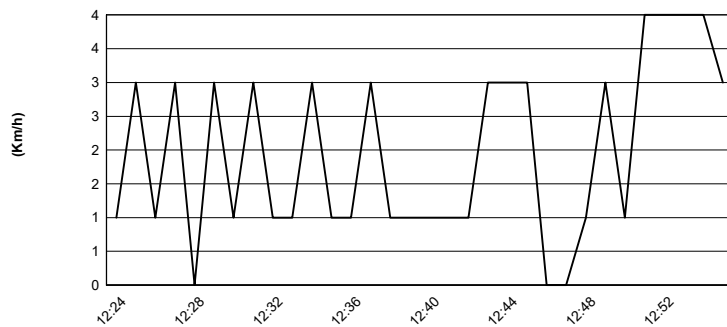
Air Pressure



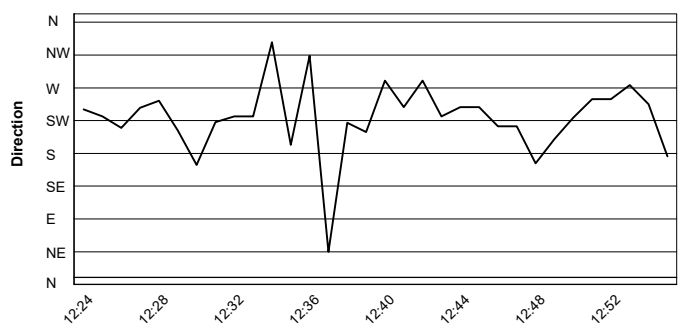
Humidity



Wind Speed



Wind Direction



06/09/2024

